



Paterson Public Schools

"All Children Can Learn"

Paterson, New Jersey

Comprehensive Annual Financial Report

For the Fiscal Year Ended
June 30, 2009

**COMPREHENSIVE ANNUAL
FINANCIAL REPORT**

of the

Paterson Public Schools

Paterson, New Jersey

For The Fiscal Year Ended June 30, 2009

Prepared by

**Paterson Public Schools
Business Office**

**PATERSON PUBLIC SCHOOLS
TABLE OF CONTENTS**

Page

INTRODUCTORY SECTION

Letter of Transmittal	i-vii
Organizational Chart	viii
Roster of Officials	ix-x
Consultants and Advisors	xi

FINANCIAL SECTION

Independent Auditors' Report	1-2
Required Supplementary Information – Part I Management's Discussion and Analysis	3-15

Basic Financial Statements

A. District-wide Financial Statements:

A-1 Statement of Net Assets	16
A-2 Statement of Activities	17-18

B. Fund Financial Statements:

Governmental Funds:

B-1 Balance Sheet	19
B-2 Statement of Revenues, Expenditures, and Changes in Fund Balances	20
B-3 Reconciliation of the Governmental Funds Statement of Revenues, Expenditures, and Changes in Fund Balances with the District-Wide Statements	21

Proprietary Funds:

B-4 Statement of Net Assets	22
B-5 Statement of Revenues, Expenses, and Changes in Fund Net Assets	23
B-6 Statement of Cash Flows	24

Fiduciary Funds:

B-7 Statement of Fiduciary Net Assets	25
B-8 Statement of Changes in Fiduciary Net Assets	26

Notes to the Basic Financial Statements	27-53
---	-------

Required Supplementary Information – Part II

C. Budgetary Comparison Schedules

C-1 Budgetary Comparison Schedule – General Fund	54-65
C-1a Combining Budgetary Comparison Schedule – General Fund	66-76
C-2 Budgetary Comparison Schedule – Special Revenue Fund	77-78
C-3 Required Supplementary Information – Budgetary Comparison Schedule – Notes to the Required Supplementary Information	79

**PATERSON PUBLIC SCHOOLS
TABLE OF CONTENTS**

	Page
Other Supplementary Information	
D. School Level Schedules:	
D-1 Combining Balance Sheet	80
D-2 Blended Resource Fund 15 – Combining Statement of Expenditures Allocated by Resource Type – Actual	81-129
D-3 Blended Resource Fund 15 – Combining Statement of Blended Expenditures – Budget and Actual	130-607
E. Special Revenue Fund:	
E-1 Combining Schedule of Revenues and Expenditures Special Revenue Fund – Budgetary Basis	608-635
E-2 Preschool Education Aid Schedule of Expenditures – Budgetary Basis	636-640
F. Capital Projects Fund:	
F-1 Summary Statement of Project Expenditures – Budgetary Basis	641
F-2 Summary Schedule of Revenues, Expenditures and Changes in Fund Balance	642
F-2a Schedule of Project Revenues, Expenditures, Project Balance and Project Status – Budgetary Basis	643-650
G. Proprietary Funds:	
Enterprise Fund:	
G-1 Combining Statements of Net Assets (Not Applicable)	651
G-2 Combining Statements of Revenues, Expenses and Changes in Net Assets (Not Applicable)	652
G-3 Combining Statements of Cash Flows (Not Applicable)	653
H. Fiduciary Funds:	
H-1 Combining Statement of Agency Net Assets	654
H-2 Statement of Changes in Fiduciary Net Assets (Not Applicable)	655
H-3 Student Activity Agency Fund Schedule of Receipts and Disbursements	656
H-4 Payroll Agency Fund Schedule of Receipts and Disbursements	657
I. Long-Term Debt:	
I-1 Schedule of Serial Bonds (Not Applicable)	658
I-2 Schedule of Capital Leases Payable	659
I-3 Debt Service Fund Budgetary Comparison	660

**PATERSON PUBLIC SCHOOLS
TABLE OF CONTENTS**

Page

STATISTICAL SECTION (Unaudited)

J-1	Net Assets by Component	661
J-2	Changes in Net Assets	662-663
J-3	Fund Balances – Governmental Funds	664
J-4	Changes in Fund Balances, Governmental Funds	665-666
J-5	General Fund Other Local Revenue by Source	667
J-6	Assessed Value and Actual Value of Taxable Property	668
J-7	Direct and Overlapping Property Tax Rates	669
J-8	Principal Property Taxpayers	670
J-9	Property Tax Levies and Collections	671
J-10	Ratios of Outstanding Debt by Type	672
J-11	Ratios of Net General Bonded Debt Outstanding	673
J-12	Computation of Direct and Overlapping Bonded Debt	674
J-13	Legal Debt Margin Information	675
J-14	Demographic and Economic Statistics	676
J-15	Principal Employers	677
J-16	Full-Time Equivalent District Employees by Function/Program	678
J-17	Operating Statistics	679
J-18	School Building Information	680-684
J-19	Schedule of Required Maintenance for School Facilities	685-686
J-20	Insurance Schedule	687

SINGLE AUDIT SECTION

K-1	Report on Internal Control Over Financial Reporting and on Compliance and Other Matters Based on an Audit of Financial Statements Performed in Accordance With Government Auditing Standards	688-689
K-2	Report on Compliance with Requirements Applicable to Each Major Program and on Internal Control Over Compliance in Accordance With OMB Circular A-133 and New Jersey OMB Circular Letter 04-04	690-691
K-3	Schedule of Expenditures of Federal Awards	692-693
K-4	Schedule of Expenditures of State Financial Assistance	694-695
K-5	Notes to the Schedules of Expenditures of Federal Awards and State Financial Assistance	696-697
K-6	Schedule of Findings and Questioned Costs	698-711
K-7	Summary Schedule of Prior Audit Findings	712-714

INTRODUCTORY SECTION

PATERSON PUBLIC SCHOOLS

Our children, our future



Business Office
90 Delaware Avenue, Paterson, New Jersey 07503

Frances Finkelstein
School Business Administrator
Office: (973) 321-0896
Fax: (973) 321-0899

November 5, 2009

Board President Errol Kerr and
Honorable Members of the Paterson
Public School District Board of Education
90 Delaware Avenue
Paterson, New Jersey 07503

Dear Commissioner Kerr and Members of the Board:

The Comprehensive Annual Financial Report of the Paterson Public School District (the "District") for the fiscal year ended June 30, 2009, is hereby submitted. Responsibility for both the accuracy of the data and completeness and fairness of the presentation, including all disclosures, rests with the management of the District. To the best of our knowledge and belief, the data presented in this report are accurate in all material respects and are reported in a manner designed to present fairly the financial position and results of operations of the various funds of the District. All disclosures necessary to enable the reader to gain an understanding of the District's financial activities have been included.

Government Accounting Standards Board (GASB) requires that management provide a narrative introduction, overview and analysis to accompany the basic financial statements in the form of Management's Discussion and Analysis (MD&A). This letter of transmittal is designed to complement the MD&A and should be read in conjunction with it. Paterson Public School District's MD&A can be found immediately following the Independent Auditor's Report.

The Comprehensive Annual Financial Report (CAFR) is presented in four sections: introductory, financial, statistical and single audit. The introductory section includes this transmittal letter and a list of principal officials. The financial section includes the independent auditor's report, management's discussion and analysis (MD&A) and the basic financial statements including the District-wide financial statements presented in conformity with Governmental Accounting Standards Board Statement No. 34. The basic financial statements also include individual fund financial statement, notes to the financial statements and required supplemental information (RSI). The statistical section includes selective financial and demographic information, generally presented on a multi-year basis. The District is required to undergo an annual single audit in conformity with the provisions of the Single Audit Act Amendments and the U.S. Office of Management and Budget Circular A-133, "Audits of State and Local Governments and Non Profit Organizations", and the New Jersey OMB Circular 04-04, "Single Audit Policy for Recipients of Federal Grants, State Grants and State Aid Payments". Information related to this single audit, including the auditor's report on the internal control structure and compliance with applicable laws and regulations and findings and recommendations, are included in the supplementary sections of this report.

SECTION 2 - PROFILE OF THE GOVERNMENT

The Paterson Public School District, one of three state-operated districts in the state of New Jersey, is an independent reporting entity within the criterion adopted by the Governmental Accounting Standards Board as established by GASB 14. All funds and account groups of the District are included in this report. The Paterson Public School District and all of its schools constitute the District's reporting entity. The District is an urban school district, the third largest district in the State of New Jersey, with enrollment of almost 29,000 students and staffing of approximately 5,000 employees.

The District provides a wide range of in-district and out-of-district educational services appropriate to the grade levels of pre-school through grade 12. The District also administers direct special education services for

handicapped pupils ranging from pre-school handicapped classes to numerous categories of special services for young adults. The regular educational program includes academic, vocational, remedial, and bilingual services. The District also conducts alternative educational programs including an approved adult high school, various programs of evening adult courses, supplemental educational services under the auspices of No Child Left Behind and several summer school offerings.

The Paterson Board of Education became state-operated on August 7, 1991, in accordance with New Jersey Statutes due to severe mismanagement and accountability problems in the areas of administrative, staff and pupil performance. This determination was made after several rounds of monitoring by the New Jersey Department of Education over a number of years to determine the District's ability to correct its deficiencies. As a result of this takeover, the Board of Education was dissolved; the incumbent Superintendent, Business Administrator, and other persons holding central office management positions were removed and a State District Superintendent of Schools was appointed by the Commissioner of Education. Paterson Public Schools was the second New Jersey school district to be removed from local autonomy. The District remained under state operation during the 2008-09 school year, its eighteenth year of state control and its first full year with a Department of Education-assigned State Monitor in residence to provide oversight per New Jersey statutes.

2008-09 also saw changes in district leadership, with Interim State Superintendent Dr. Dennis J. Clancy serving from July 2008 through May 2009, followed by the appointment of State District Superintendent Dr. Donnie W. Evans, formerly of Rhode Island, at the end of May 2009.

SECTION 3—INFORMATION USEFUL IN ACCESSING THE GOVERNMENT'S ECONOMIC CONDITION

The District is designated as a "Special Needs District" relative to the original Quality Education Act of 1991 and the Comprehensive Education Improvement and Financing Act of 1996. These Acts were a response to the New Jersey Supreme Court's decision in the long-standing school finance case of "Abbott vs. Burke" by the Governor and Legislature. The decisions struck down the prevailing method of school financing; however, the School Funding Reform Act of 2008 (SFRA) became effective during the 2008-09 fiscal year, as the Commissioner of Education, using emergency regulations, established the Fiscal Accountability, Efficiency and Budgeting administrative code 6A:23A. When challenged in court, the presiding judge affirmed the fairness of the School Funding Reform formula that bases the distribution of state aid on the student population and student status with respect to special needs and/or poverty, as well as the district's wealth, current spending levels and school property tax status. The court upheld the fairness of this aid methodology during 2008-09 on the basis of equity in the funding process for all students, pending further review in the 2009-10 school year.

The City of Paterson continues to experience financial hardships common to urban municipalities in New Jersey; a reversal of this trend is not anticipated in the near future. One of the elements of the School Funding Reform Act formula is the amount of taxes a municipality contributes toward funding its public school system. The City of Paterson's contributes approximately 50% of its fair share of \$74 million; therefore, the District increased the local tax levy by the 4% allowed under SFRA after having the levy flat for many years.

Due to low academic achievement, Paterson Public Schools is also classified as a "District In Need of Improvement" under No Child Left Behind federal standards, a designation provides additional NCLB fiscal support to the district's K-8 schools.

MAJOR INITIATIVES

In the 2008-2009 school year the District continued its pursuit of improved student achievement. Following implementation of the state's new legislation concerning performance review standards, the New Jersey Quality Single Accountability Continuum (NJQSAC), the district's failure to achieve demonstrated competency during the 2007-08 review in operational and instructional areas of curriculum, fiscal management, operations, personnel and board governance led to continued attention to improve processes and procedures during 2008-09. The district received a selective follow-on review in the first quarter of 2009; however, results of this examination remain pending as of June 30, 2009.

General Management

- Paterson State-operated District maintains operational units and central office staff as required by the State law. The organization focuses on major areas: curriculum and instruction, pupil personnel services, operations including human resources, facilities and business services, and administrative oversight of academics.

- The District continued to conduct annual district testing programs conducted by internal administrative and supervisory staff as well as the state standardized testing programs.
- The District's mission remained focused on student achievement, a challenge since many of the elementary schools are not meeting the requirements of federal No Child Left Behind standards.
- Following identification of weaknesses in process, procedures and internal controls in various operational areas of the district, the district's management continued their work to correct deficiencies identified consistent with State guidelines and mandates.

Student Achievement

Paterson is the third largest school district in New Jersey with a very diverse student population. The District continued to rework and expand its numerous efforts to provide opportunities for all students and staff to improve the teaching and learning processes with the objective of increasing student achievement. The goal remains to implement the latest approved district curriculum at all levels, align classroom instruction with the Core Curriculum Content Standards and provide targeted assistance to all high priority schools, and particularly those schools deemed as NCLB's years five through eight needing improvement.

- Interim State Superintendent Dr. Dennis Clancy, who had served the district in an interim capacity during the 2004-05 school year, continued the quest for improved academic performance through the expansion of innovative technology that would capture students' interest while moving them through the exercises necessary for subject mastery in addition to his emphasis on reading and mathematics at the early elementary level, facilities improvements and drop-out prevention.
- Assessment performance in 2008-09 continues to demonstrate the academic challenges faced by the district. Despite some leveling off of performance in grades 5-7 due to the change in cut scores the year prior, grades 3 and 4 experienced significant decreases in Language Arts and Math. Overall, the percent of students who were proficient or above on all state assessments taken last year in Language Arts, Math, and Science was 38.4%, 45.7%, and 49.7% respectively
- Math-Science fairs continued to be conducted at all District schools. Individual school winners were subsequently entered into a District-wide Science Fair where grade level winners were selected. Many of the projects were interactive and included practical demonstrations of concepts. All of the participants, from grades K through 12, had already received first place honors at their sending schools.
- The district continued its participation in the 2008-09 Annual North Jersey Robotics competition held at Passaic County Community College, with teams from Eastside, Garrett Morgan, JFK and Panther high school programs among the twelve county entrants engaged in the contests. Placing fourth in the contest, the students were able to have some friendly competition with peer districts while applying their classroom instructions in their science, technology, engineering and mathematics,
 - Continued updating all curriculum guides.
 - Continued to equip schools with science labs.
 - Continued Paterson Innovative Academies/Small Learning Communities to offer greater choice of students.
 - Continued the Performing Arts Academy to operate with a full enrollment in grades 5-8.
 - Continued to administer the Standards Proficiency Assessment (grades 5, 6, 7, 9 and 10) and the NJ PASS assessment program in grades 1 and 2 to better measure mastery of the Core Curriculum Content Standards.
 - Continued Academic School Profiles to assess student progress and develop action plan for students in danger of reading failure.
 - Continued a web-based reporting system that provides building and aggregated data to all pertinent District personnel.
 - Continued to develop and implement a central/site-based students' database to provide more comprehensive services to students, parents and staff. The database contains student demographics,

grades, transcripts, testing results, health records, attendance patterns, dropout, and suspension records.

- Continued to develop, modify, and expand strategies for ensuring that students attend school regularly and for reducing the dropout rate.
- Continued to host many District initiatives or partnerships: Read for America, Drug Awareness Poster Contest, Healthy Mothers Healthy Babies Fair and the National History Day

Noteworthy student accomplishments during 2008-09 included:

- A hundred twenty-four students received a perfect scores in the NJASK and the mathematics assessment; five students received perfect scores in the NJASK science assessment;
- The District's Junior ROTC program received the highest honor possible in 2008-09 as part of a bi-annual inspection by four examiners from Fort Dix, with the unit and program being recognized as an Honor Unit of Distinction;
- Two district students were among the 30 students statewide to receive innovative training at the Nontraditional Career Resource Center at Rutgers University including activities highlighting teambuilding and leadership development;
- An eighth grader at Norman S. Weir School received a full \$31,000 scholarship to attend Western Reserve Academy in Ohio;
- A Paterson first grader nominated by her teacher was selected as the Enthusiastic Reader winner for northern New Jersey out of 2,100 applicants;
- Students throughout the district demonstrated an uncommon generosity of spirit and compassion for others through a myriad of charitable activities such as raising funds for a school in a Kenyan village; gifts for the elderly in a local residence; numerous contributions of food to community agencies and food banks;
- Students throughout the district also engaged in a variety of special projects ranging from promotion of unity and social harmony at one of the district's high schools to tracking African-American achievement through use of the Internet and distribution of literature on fire prevention to neighborhoods at risk;

INTERNAL ACCOUNTING CONTROLS

Management of the District is responsible for establishing and maintaining a system of internal controls designed to ensure that the assets of the District are protected from loss, theft or misuse and to ensure that adequate accounting data are compiled to allow for the preparation of financial statements in conformity with generally accepted accounting principles (GAAP). The system of internal controls is designed to provide reasonable assurance that these objectives are met. The concept of reasonable assurance recognizes that the cost of a control should not exceed the benefits likely to be derived and that the valuation of costs and benefits requires estimates and judgments by management.

As a recipient of federal awards and state financial assistance, the District also is responsible for ensuring that an adequate system of internal controls is in place to ensure compliance with applicable laws and regulations related to those programs. This system of internal controls is also subject to periodic evaluation by District management.

As part of the District's single audit described earlier, tests are made to determine the adequacy of the system of internal controls, including that portion related to federal awards and state financial assistance programs, as well as to determine that the District has complied with applicable laws and regulations.

BUDGETARY CONTROLS

Paterson's 2008-09 budget was prepared consistent with the district's revised Fiscal Policy 6220 addressing budget preparation, with primary consideration given to educational priorities identified through the district's school-based "Two-Year Report on Instructional Priorities and Budget Development 2008-2010: completed under the auspices of Paterson's Curriculum and Instruction department.

Development was also consistent with the School Funding Reform Act of 2008 under which a district could apply for a tax levy cap waiver to cover extraordinary conditions, the result of which would be increased local taxes rather than increased state aid. The District reallocated costs rather than increase taxes above the minimum. Added to the 2008-09 budget were expanded bilingual educational opportunities; new textbooks in Social Studies and Mathematics, enhanced Science programming with the addition of Synergistics laboratories and covered operational costs for opening two new schools.

The District continues to strive for improved budgetary controls in addition to standard internal accounting controls. Financial management software alerts the Purchasing Department of anticipated expenditures in accounts, to better monitor school and departmental budgets.

In addition, the District conducts periodic reviews of expenditures and revenues in order to better predict financial position at the end of each year. All budget managers can access period financial reports on those accounts for which they are responsible from their individual locations. The District also maintains a Position Control System, which provides budgetary control on all contractual personnel positions within the institution.

The objective of all of these budgetary controls is to ensure compliance with the statutory requirements of school district budgets. Annual appropriated budgets are adopted for general and special revenue funds. The Paterson Capital Projects' Board has approved proposals for capital projects for improvements included in the capital projects fund. The final budget amount as amended for the fiscal year is reflected in the financial section.

An encumbrance accounting system is used to record outstanding purchase commitments on a line item basis. Open encumbrances at year-end are either canceled or are included as reappropriations of fund balance in the subsequent year. Those amounts to be reappropriated are reported as reserved fund balance at June 30, 2009.

During the 2008-09 fiscal year, Paterson continued its efforts to improve its audit status and operational processes and procedures, correcting deficiencies identified in previous audits and reviews. The independent certified public accounting firm of Lerch, Vinci & Higgins commented favorably on these efforts in their December 3, 2008, public presentation of the June 30, 2008, Comprehensive Annual Financial Report. Throughout 2008-09 the district has been working diligently to continue the audit progress, concentrating specifically on reducing the number of repeat audit findings, on improving the financial status of the district's Food Services operation and on maintaining general compliance with sound fiscal practices

ACCOUNTING SYSTEM AND REPORTS

Effective July 1, 1993 the Division of Finance, Department of Education of the State of New Jersey, required all school districts to change its accounting method from a comprehensive basis of accounting other than generally accepted accounting principles to an accounting and reporting system in accordance with accounting principles generally accepted in the United States of America (GAAP). The District's accounting records reflect New Jersey State Statue (N.J.S.A.18:4-14) that requires a uniform system of double-entry bookkeeping consistent with the GAAP established by GASB for use in all school districts.

The accounting system is organized on the basis of funds in accordance with the Uniform Minimum Chart of Accounts (Handbook 2R2) for New Jersey Public Schools. These funds are explained in Note 1 of the notes to the financial statements.

DEBT ADMINISTRATION

As a state-operated school district, the District is classified as a Type I District. This requires debt to be issued and administered by the City of Paterson, which is independent and autonomous of the District. The District has minimal Type II Debt from its brief history with an elected Board of Education; therefore, debt attributable to the schools is registered with the City of Paterson, New Jersey. The only exception is a "Commissioner's Approved Lease Purchase" issue which is treated as a type of debt service in accordance with Comprehensive Education Improvement and Funding Act of 1996 (CEIFA) which governs state aid and funding.

CASH MANAGEMENT

The investment policy of the District is guided in large part by State Statute as detailed in the notes to the financial statements. The District has adopted a cash management plan, which requires it to deposit public funds in public depositories protected from loss under the provisions of the Governmental Unit Deposit Protection Act ("GUDPA"). GUDPA was enacted in 1970 to protect governmental units from a loss of funds, which are secured in accordance with the Act. The District participates in the New Jersey Cash Management Fund.

RISK MANAGEMENT

The District carries various forms of insurance, including but not limited to, general liability and comprehensive collision, hazard and theft insurance on property and contents and fidelity bonds.

INDEPENDENT AUDIT

State Statutes require an annual audit by Independent Certified Public Accountants or registered Municipal Accountants. The accounting firm of Lerch Vinci & Higgins, LLP, was reappointed by the State District Superintendent to complete the 2008-09 fiscal audits... In addition to meeting the requirements set forth in State Statutes, the audit was also designed to meet the requirements of the Single Audit Act Amendments of 1996 and the U.S. Office of Management and Budget Circular A-133 "Audit of State and Local Governments and Non-Profit Organizations" and New Jersey OMB Circular 04-04 "Single Audit Policy for Recipients of Federal Grants, State Grants and State Aid." The auditor's report on the basic financial statements is included in the financial section of this report. The auditor's report related specifically to the single audit is included in the single audit section of this report.

IMPROVEMENTS TO FACILITIES

The District's 5-Year Long-Range Facility Plan (LRFP) was presented to the Department of Education in 2005 for approval; however, two schools approved for construction (Marshall Hazel and PS 25) continue to be deferred due to funding. Both the new International High School and the renovated PS24 were occupied during 2008-09 but not without problems that are being resolved by the School Development Administration.

- During the 2008-2009 fiscal year the district executed its plan to consolidate administrative offices into a single location at 90 Delaware Avenue, leaving Old School 5, 33 Church Street and 35 Church Street offices vacant and open to sale pending approval for this action by the New Jersey Department of Education. The consolidation also resulted in efficiencies in personnel, as fewer support staff were required to due to the proximity of departments to each other.
- For new Synergistics labs, one each for Literacy, Math, Science and Social Studies, were installed at BUILD Academy for students in grades 7 and 8.

SECTION 4: ACKNOWLEDGEMENTS

We would like to express our appreciation to Interim State District Superintendent Dr. Dennis Clancy, to newly-appointed State District Superintendent Dr. Donnie Evans, and to the district administrators for their support and cooperation as the district strives to improve audits through enhanced processes and procedures, to the Fiscal Committee of the district's advisory Board of Education for their commitment to fiscal integrity, to the Paterson Board of Education for their commitment to education and to the State Monitor for his efforts to improve the district's compliance with state rules and regulations governing the district's transactions with financial implications.

SECTION 4: ACKNOWLEDGEMENTS (Continued)

A special note of appreciation is extended to the all of the district's business operations staff for their untiring efforts to improve processes, procedures and audit outcomes in their respective functions. Their continued efforts in support of the students and staff of the Paterson School District are commendable.

Respectfully submitted,



Frances Finkelstein
School Business Administrator

PATERSON PUBLIC SCHOOLS ORGANIZATIONAL CHART

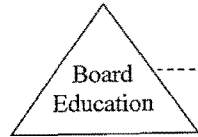
Mark Kramer
State Monitor

Ms. Jacqueline Jones
Executive Assistant

Mr. Mark Tabenkin
Legal Counsel

Mr. James Smith
Director of Security

Ms. Laura Franklin
Director of Communications



Dr. Donnie Evans
STATE DISTRICT SUPERINTENDENT

Mr. Raymond Gonzalez
Assistant Superintendent for
Curriculum & Instruction

Ms. Brenda Patterson
Assistant Superintendent Services
& Early Childhood Education

Dr. Joseph Fulmore
Assistant Superintendent
for School Administration

Mr. Dennis Sevano
Assistant Superintendent
for School Administration

Ms. Eileen Shafer
Assistant Superintendent for
School Administration

Dr. Donald Merachnik
Assistant Superintendent for
Pupil Personnel

Marysol Berrios
Assistant Superintendent for
Operations

DAS
ELC
Community Preschool
Providers

6
10
11
13
15
16
20
21
24
25
26
EWK
RC
NRC
MLK
Eastside

2
3
5
7
8
9
12
14
17
18
19
27
28
29
DFN
JFK

1
AHA
PAA
BUILD
NSW
ULA
HARP
PANTHE
R
SBA/PSA
GMA
MPACT
PPCTA
HIS
RPHS
STARS

AMS
GFA
SCA

PATERSON PUBLIC SCHOOLS

JUNE 30, 2009

BOARD MEMBERS

Mr. Errol S. Kerr, President

Ms. Willa Mae Taylor, Vice President

Dr. Jonathan Hodges

Mr. Danilo Inoa

Mr. Theodore Best, Jr.

Mrs. Wendy Guzman

Mr. Pedro Rodriguez

Mr. Eddie Gonzalez

Ms. Waheedah Muhammad

PATERSON PUBLIC SCHOOLS

JUNE 30, 2009

STAFF OFFICIALS

Dr. Donnie W. Evans
State District Superintendent

Ms. Jacqueline Jones
Executive Assistant to State District Superintendent

Ms. Frances Finkelstein
Business Administrator

Mark Tabenkin, Esq.
General Counsel

Marysol Berrios
Assistant Superintendent for Operations

Dr. Joseph Fulmore
Assistant Superintendent for Operational Unit I

Dr. Donald Merachnik
Assistant Superintendent for Personnel Services

Mr. Ray Gonzalez
Assistant Superintendent Curriculum Instruction

Mr. Dennis Sevano
Assistant Superintendent for Operational Unit II

Ms. Eileen Shafer
Assistant Superintendent for Operational Unit III

Ms. Brenda Patterson
Assistant Superintendent for Academic Support Programs

Consultants and Advisors

Official Depository

TD Bank

100 Hamilton Plaza

Paterson, NJ 07505

Legal Counsel

Schenk, Price, Smith & King LLP

10 Washington Street

Morristown, NJ 07963

Independent Auditors

Lerch Vinci & Higgins LLP

17-17 Route 208

Fair Lawn, NJ 07410

Other Consultant

EDU-MET Interactive System

407 Chestnut Street

Union, NJ 07083

FINANCIAL SECTION

LERCH, VINCI & HIGGINS, LLP

CERTIFIED PUBLIC ACCOUNTANTS
REGISTERED MUNICIPAL ACCOUNTANTS

17 - 17 ROUTE 208
FAIR LAWN, NJ 07410
TELEPHONE (201) 791-7100
FACSIMILE (201) 791-3035
WWW.LVHCPA.COM

DIETER P. LERCH, CPA, RMA, PSA
GARY J. VINCI, CPA, RMA, PSA
GARY W. HIGGINS, CPA, RMA, PSA
JEFFREY C. BLISS, CPA, RMA, PSA
PAUL J. LERCH, CPA, RMA, PSA
DONNA L. JAPHET, CPA, PSA
JULIUS B. CONSONI, CPA, PSA

ELIZABETH A. SHICK, CPA, RMA, PSA
ANDREW PARENTE, CPA, RMA, PSA
ROBERT W. HAAG, CPA, PSA
DEBORAH KOZAK, CPA, PSA
DEBRA GOLLE, CPA
CINDY JANACEK, CPA, RMA
RALPH M. PICONE, CPA, RMA, PSA

INDEPENDENT AUDITORS' REPORT

Honorable President and Members
of the Board of Trustees
Paterson Public Schools
Paterson, New Jersey

We have audited the accompanying financial statements of the governmental activities, the business-type activities, each major fund, and the aggregate remaining fund information of the Paterson Public Schools as of and for the fiscal year ended June 30, 2009, which collectively comprise the Paterson Public Schools' basic financial statements as listed in the table of contents. These financial statements are the responsibility of the Paterson Public Schools' management. Our responsibility is to express opinions on these financial statements based on our audit.

We conducted our audit in accordance with auditing standards generally accepted in the United States of America; the standards applicable to financial audits contained in the Government Auditing Standards, issued by the Comptroller General of the United States and audit requirements as prescribed by the Division of Finance, Department of Education, State of New Jersey. Those standards require that we plan and perform the audit to obtain reasonable assurance about whether the financial statements are free of material misstatement. An audit includes consideration of internal control over financial reporting as a basis for designing audit procedures that are appropriate in the circumstances, but not for the purpose of expressing an opinion on the effectiveness of the Paterson Public Schools' internal control over financial reporting. Accordingly, we express no such opinion. An audit includes examining, on a test basis, evidence supporting the amounts and disclosures in the financial statements, assessing the accounting principles used and significant estimates made by management, as well as evaluating the overall financial statement presentation. We believe that our audit provides a reasonable basis for our opinions.


In our opinion, the financial statements referred to above present fairly, in all material respects, the respective financial position of the governmental activities, the business-type activities, each major fund, and the aggregate remaining fund information of the Paterson Public Schools as of June 30, 2009, and the respective changes in financial position and, where applicable, cash flows thereof for the fiscal year then ended in conformity with accounting principles generally accepted in the United States of America.

In accordance with Government Auditing Standards, we have also issued our report dated November 5, 2009 on our consideration of the Paterson Public Schools' internal control over financial reporting and on our tests of its compliance with certain provisions of laws, regulations, contracts and grant agreements and other matters. The purpose of that report is to describe the scope of our testing of internal control over financial reporting and compliance and the results of that testing, and not to provide an opinion on the internal control over financial reporting or on compliance. That report is an integral part of an audit performed in accordance with Government Auditing Standards and should be read in conjunction with this report in considering the results of our audit.

The management's discussion and analysis and budgetary comparison information are not a required part of the basic financial statements but are supplementary information required by the accounting principles generally accepted in the United States of America. We have applied certain limited procedures, which consisted principally of inquiries of management regarding the methods of measurement and presentation of the required supplementary information. However, we did not audit the information and express no opinion on it.

Our audit was conducted for the purpose of forming opinions on the financial statements that collectively comprise the Paterson Public Schools' basic financial statements. The accompanying introductory section, combining fund financial statements, financial schedules and statistical section are presented for purposes of additional analysis and are not a required part of the basic financial statements. Additionally, the accompanying schedules of expenditures of federal awards and state financial assistance are presented for purposes of additional analysis as required by U.S. Office of Management and Budget Circular A-133, "Audits of States, Local Governments, and Non-Profit Organizations" and New Jersey OMB's Circular 04-04, "Single Audit Policy for Recipients of Federal Grants, State Grants and State Aid", and are not a required part of the basic financial statements. The combining fund financial statements and schedules of expenditures of federal awards and state financial assistance have been subjected to the auditing procedures applied in the audit of the basic financial statements and, in our opinion, are fairly stated in all material respects in relation to the basic financial statements taken as a whole. The introductory section, financial schedules and statistical section have not been subjected to the auditing procedures applied in the audit of the basic financial statements and, accordingly, we express no opinion on them.

LERCH, VINCI & HIGGINS, LLP
LERCH, VINCI & HIGGINS, LLP
Certified Public Accountants
Public School Accountants



Jeffrey C. Bliss
Public School Accountant
PSA Number CS00932

Fair Lawn, New Jersey
November 5, 2009

MANAGEMENT'S DISCUSSION AND ANALYSIS

PATERSON PUBLIC SCHOOLS

MANAGEMENT'S DISCUSSION AND ANALYSIS

This section of Paterson Public Schools comprehensive annual financial report presents our discussion and analysis of the District's financial performance during the fiscal year that ended on June 30, 2009. Please read it in conjunction with the transmittal letter at the front of this report and the District's financial statements, which immediately follows this section.

The Management's Discussion and Analysis (MD&A) is an element of Required Supplementary Information specified in the Governmental Accounting Standards Board's (GASB) Statement No. 34 – Basic Financial Statements – and Management's Discussion and Analysis – for State and Local Governments issued in June 1999. Certain comparative information between the current year (2008-2009) and the prior year (2007-2008) is required to be presented in the MD&A.

Financial Highlights

Key financial highlights for the 2008-2009 fiscal year are as follows:

- The assets of the Paterson Public Schools exceeded its liabilities at the close of the fiscal year by \$272,046,987 (net assets).
- Net assets increased \$2,148,771 which represents a one percent increase from 2008.
- Overall general revenues of \$398,554,410 accounted for seventy-one percent of all revenues. Overall program revenues of \$159,162,771 accounted for twenty-nine percent of total revenues of \$557,717,181.
- The School District had \$555,568,410 in overall expenses of which \$159,162,771 were offset by program specific charges for services, grants or contributions. General revenues of \$398,554,410 and surplus funds help offset these expenses.
- The School District had \$545,041,515 in expenses for governmental activities; only \$147,492,888 of these expenses were offset by program specific charges, grants or contributions. General revenues (predominantly unrestricted state aid and property taxes) of \$398,539,545 were adequate to provide for these programs.
- At June 30, 2009, the District's governmental funds reported a combined fund balance of \$202,099, a decrease of \$10,757,136 when compared to the previous year ending fund balance of \$10,959,235 at June 30, 2008.
- The General Fund unreserved undesignated fund deficit at June 30, 2009 was \$30,642,819, an increase in the deficit of \$20,451,356 when compared with the ending fund deficit of \$10,191,463 at June 30, 2008.
- The General Fund unreserved, undesignated budgetary fund balance at June 30, 2009 was \$8,648,277, which represents an increase of \$193,041 when compared to the ending fund balance of \$8,455,236 at June 30, 2008.

PATERSON PUBLIC SCHOOLS

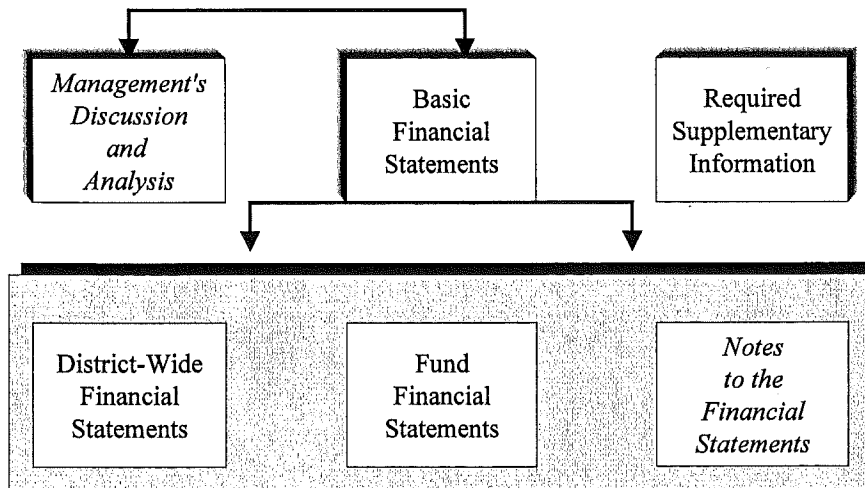
MANAGEMENT DISCUSSION AND ANALYSIS (CONTINUED)

OVERVIEW OF THE FINANCIAL STATEMENTS

The financial section of the comprehensive annual financial report consists of four parts – independent auditor’s report, required supplementary information which includes the management’s discussion and analysis (this section), the basic financial statements, and supplemental information. The basic financial statements include two kinds of statements that present different views of the District:

- The first two statements are district-wide financial statements that provide both short-term and long-term information about the District’s overall financial status.
- The remaining statements are fund financial statements that focus on individual parts of the District, reporting the District’s operations in more detail than the district-wide statements.
 - The *governmental funds statements* tell how basic services such as regular and special education were financed in the short term as well as what remains for future spending.
 - *Proprietary funds* statements offer short – and long-term financial information about the activities the district operates like businesses.
 - *Fiduciary funds* statements provide information about the financial relationships in which the District acts solely as a trustee or agent for the benefit of others to whom the resources belong.

Organization of Paterson Public Schools’
Annual Financial Report



The financial statements also include notes that explain some of the information in the statements and provide more detailed data. The above chart shows how the various parts of this annual report are arranged and related to one another.

The following exhibit summarizes the major features of the District’s financial statements, including the portion of the District’s activities they cover and the types of information they contain. The remainder of this overview section of management’s discussion and analysis highlights the structure and contents of each of the statements.

PATERSON PUBLIC SCHOOLS

MANAGEMENT DISCUSSION AND ANALYSIS (CONTINUED)

Major Features of the District-Wide and Fund Financial Statements

	District-wide Statements	Fund Financial Statements		
		Governmental Funds	Proprietary Funds	Fiduciary Funds
Scope	Entire district (except fiduciary funds)	The activities of the district that are not proprietary or fiduciary, such as Instruction, special education and building maintenance.	Activities the district operates similar to private businesses: Food Service Fund.	Instances in which the district administers resources on behalf of someone else, such as scholarships and student activity funds.
Required financial statements	Statement of net assets Statement of activities	Balance sheet Statement of revenues expenditures and changes in fund balances	Statement of net assets Statement of revenue, expenses and changes in fund net assets Statement of cash flows	Statements of Fiduciary net assets Statement of changes in fiduciary net assets
Accounting Basis and measurement focus	Accrual accounting and economic resources focus	Modified accrual accounting and current financial focus	Accrual accounting and economic resources focus	Accrual accounting and economic resources focus
Type of asset/liability information	All assets and liabilities both financial and capital, short-term and long-term	Generally assets expected to be used up and liabilities that come due during the year or soon thereafter; no capital assets or long-term liabilities included	All assets and liabilities, both financial and capital, and short-term and long-term	All assets and liabilities, both short-term and long-term; funds do not currently contain capital assets, although they can
Type of inflow/out flow information	All revenues and expenses during year, regardless of when cash is received or paid	Revenues for which cash is received during or soon after the end of the year; expenditures when goods or services have been received and the related liability is due and payable	All revenues and expenses during the year, regardless of when cash is received or paid.	All additions and deductions during the year, regardless of when cash is received or paid.

District-Wide Statements

The district-wide statements report information about the District as a whole using accounting methods similar to those used by private-sector companies. The statements of net assets includes all of the District's assets and liabilities. All of the current year's revenues and expenses are accounted for in the statement of activities regardless of when cash is received or paid.

The two district-wide statements report the District's net assets and how they have changed. Net assets – the difference between the District's assets and liabilities – is one way to measure the District's financial health or position.

PATERSON PUBLIC SCHOOLS

MANAGEMENT DISCUSSION AND ANALYSIS (CONTINUED)

District-Wide Statements (Continued)

Over time, increases or decreases in the District's net assets are an indicator of whether its financial position is improving or deteriorating, respectively.

To assess the overall health of the District you need to consider additional non-financial factors such as changes in the District's status as an "Abbott" Special Needs District, which impacts State funding and the condition of school buildings and other facilities.

In the district-wide financial statements the District's activities are presented in two categories:

Governmental Activities – Most of the District's basic services are included here, such as regular and special education, transportation, administration and operations and maintenance of plant. State and federal aid and property taxes finance most of these activities.

Business-Type Activities – The District charges fees to customers to help it cover the costs of certain services it provides. The District's food service fund is included here.

Fund Financial Statements

The fund financial statements provide more detailed information about the District's funds – focusing on its most significant or "major" funds – not the District as a whole. Funds are accounting devices the District uses to keep track of specific sources of funding and spending on particular programs. The District considers the general fund, special revenue fund and capital projects fund to be major funds.

- Some funds are required by State law and by bond covenants.
- The district uses other funds established in accordance with the State of New Jersey Uniform Minimum Chart of Accounts, to control and manage money for particular purposes or to show that it is properly using certain revenues (e.g., federal funds).

The District has three kinds of funds:

Governmental funds – Most of the District's basic services are included in governmental funds, which generally focus on (1) how cash and other financial assets that can readily be converted to cash flow in and out and (2) the balances left at year-end that are available for spending. Consequently, the governmental funds statements provide a detailed short-term view that helps to determine whether there are more or fewer financial resources that can be spent in the near future to finance the District's programs. Because this information does not encompass the additional long-term focus of the district-wide statements, we provide additional information at the bottom of the governmental funds statements that explains the relationship (or differences) between them.

Proprietary funds – Services for which the District charges a fee are generally reported in proprietary funds. The activities of the District's food service program are accounted for as enterprise funds. Proprietary funds are reported in the same way as in the district-wide statements.

Fiduciary funds – The District is the trustee, or fiduciary, for assets that belong to others, such as the Scholarship fund. The District is responsible for ensuring that the assets reported in these funds are used only for their intended purposes and by those to whom the assets belong. All of the District's fiduciary activities are reported in a separate statement of fiduciary net assets and a statement of changes in fiduciary net assets. We exclude these activities from the district-wide financial statements because the District cannot use these assets to finance its operations.

PATERSON PUBLIC SCHOOLS

MANAGEMENT DISCUSSION AND ANALYSIS (CONTINUED)

Notes to the basic financial statements

The notes provide additional information that is essential to a full understanding of the data provided in the government-wide and fund financial statements. The notes to the basic financial statements can be found following the basic financial statements.

Other Information

In addition to the basic financial statements and accompanying notes, this report also presents certain *required supplementary information* concerning the District's budget process. The District adopts an annual expenditure budget for the general, special revenue and debt service funds. A budgetary comparison statement has been provided for the general and special revenue funds as required supplementary information. The required supplementary information can be found following the notes to the basic financial statements.

Combining statements and schedules are presented immediately following the major budgetary comparisons.

FINANCIAL ANALYSIS OF THE DISTRICT

The district's financial position is the product of several financial transactions including the net results of activities, the acquisition and disposal of capital assets, and the depreciation of capital assets.

Net assets. The District's combined net assets for governmental activities and business-type activities were \$272,046,987 on June 30, 2009. This reflects an increase of \$2,148,771 from the prior year, primarily due to an increase in capital grants and contributions.

Net Assets
as of June 30, 2009 and 2008

	<u>Governmental Activities</u>		<u>Business-Type Activities</u>		<u>Total</u>	
	<u>2009</u>	<u>2008</u>	<u>2009</u>	<u>2008</u>	<u>2009</u>	<u>2008</u>
Assets						
Current and Other Assets	\$ 29,727,641	\$ 36,912,548	\$ 8,401,713	\$ 5,847,604	\$ 38,129,354	\$ 42,760,152
Capital Assets	289,548,650	279,839,044	207,500	438,178	289,756,150	280,277,222
Total Assets	<u>319,276,291</u>	<u>316,751,592</u>	<u>8,609,213</u>	<u>6,285,782</u>	<u>327,885,504</u>	<u>323,037,374</u>
Liabilities						
Long-Term Liabilities	18,936,756	20,993,846	-	-	18,936,756	20,993,846
Other Liabilities	29,357,822	25,766,951	7,543,939	6,378,361	36,901,761	32,145,312
Total Liabilities	<u>48,294,578</u>	<u>46,760,797</u>	<u>7,543,939</u>	<u>6,378,361</u>	<u>55,838,517</u>	<u>53,139,158</u>
Net Assets						
Invested in Capital Assets						
Net of Related Debt	279,041,539	268,572,972	207,500	438,178	279,249,039	269,011,150
Restricted	1,934	142,789			1,934	142,789
Unrestricted	(8,061,760)	1,275,034	857,774	(530,757)	(7,203,986)	744,277
Total Net Assets	<u>\$ 270,981,713</u>	<u>\$ 269,990,795</u>	<u>\$ 1,065,274</u>	<u>\$ (92,579)</u>	<u>\$ 272,046,987</u>	<u>\$ 269,898,216</u>

PATERSON PUBLIC SCHOOLS

MANAGEMENT DISCUSSION AND ANALYSIS (CONTINUED)

FINANCIAL ANALYSIS OF THE DISTRICT (Continued)

By far the largest portion of the District's net assets reflects its investment in capital assets (e.g., land and improvements, buildings and improvements, vehicles, furniture and equipment); less any related debt used to acquire those assets that are still outstanding. The District uses these capital assets to provide services to its students; consequently, these assets are not available for future spending. Although the District's investment in its capital assets is reported net of related debt, it should be noted that the resources needed to repay this debt must be provided from other sources, since the capital assets themselves cannot be used to liquidate these liabilities.

The following table presents the changes in net assets for the fiscal years ended June 30, 2009 and 2008.

**Change in Net Assets
For the Fiscal Years Ended June 30, 2009 and 2008**

Revenues	<u>Governmental</u>		<u>Business-Type</u>		<u>Total</u>	
	<u>2009</u>	<u>2008</u>	<u>2009</u>	<u>2008</u>	<u>2009</u>	<u>2008</u>
Program Revenues						
Charges for Services	\$ 182,207	\$ 13,685	\$ 443,215	\$ 490,252	\$ 625,422	\$ 503,937
Operating Grants and Contributions	122,807,585	137,337,870	11,226,668	10,768,371	134,034,253	148,106,241
Capital Grants and Contribution	24,503,096	20,241,436			24,503,096	20,241,436
General Revenues						
Property Taxes	37,784,158	36,391,256			37,784,158	36,391,256
State and Federal Formula Aid	353,771,525	362,296,466			353,771,525	362,296,466
Other	6,983,862	3,783,190	14,865	48,216	6,998,727	3,831,406
Total Revenues	<u>546,032,433</u>	<u>560,063,903</u>	<u>11,684,748</u>	<u>11,306,839</u>	<u>557,717,181</u>	<u>571,370,742</u>
Expenses						
Instruction	310,642,396	310,003,137			310,642,396	310,003,137
Support Services						
Student and Instruction Related Services	124,154,601	121,208,385			124,154,601	121,208,385
General Administrative Services	4,980,890	4,905,662			4,980,890	4,905,662
School Administrative Services	20,327,769	19,914,209			20,327,769	19,914,209
Central and Other Support Services	11,020,862	10,644,531			11,020,862	10,644,531
Plant Operation and Maintenance	56,154,208	50,367,780			56,154,208	50,367,780
Pupil Transportation	17,230,058	16,924,685			17,230,058	16,924,685
Food Service			10,526,895	11,399,418	10,526,895	11,399,418
Interest on Long Term Debt	530,731	575,996	-	-	530,731	575,996
Total Expenses	<u>545,041,515</u>	<u>534,544,385</u>	<u>10,526,895</u>	<u>11,399,418</u>	<u>555,568,410</u>	<u>545,943,803</u>
Increase (Decrease) in Net Assets						
Before Transfers	990,918	25,519,518	1,157,853	(92,579)	2,148,771	25,426,939
Transfers	-	(5,106,723)	-	5,106,723	-	-
Changes in Net Assets	<u>990,918</u>	<u>20,412,795</u>	<u>1,157,853</u>	<u>5,014,144</u>	<u>2,148,771</u>	<u>25,426,939</u>
Net Assets (Deficit), Beginning of Year	269,990,795	248,887,233	(92,579)	(5,106,723)	269,898,216	243,780,510
Prior Period Adjustment	-	690,767	-	-	-	690,767
Net Assets (Deficit), End of Year	<u>\$ 270,981,713</u>	<u>\$ 269,990,795</u>	<u>\$ 1,065,274</u>	<u>\$ (92,579)</u>	<u>\$ 272,046,987</u>	<u>\$ 269,898,216</u>


PATERSON PUBLIC SCHOOLS

MANAGEMENT DISCUSSION AND ANALYSIS (CONTINUED)

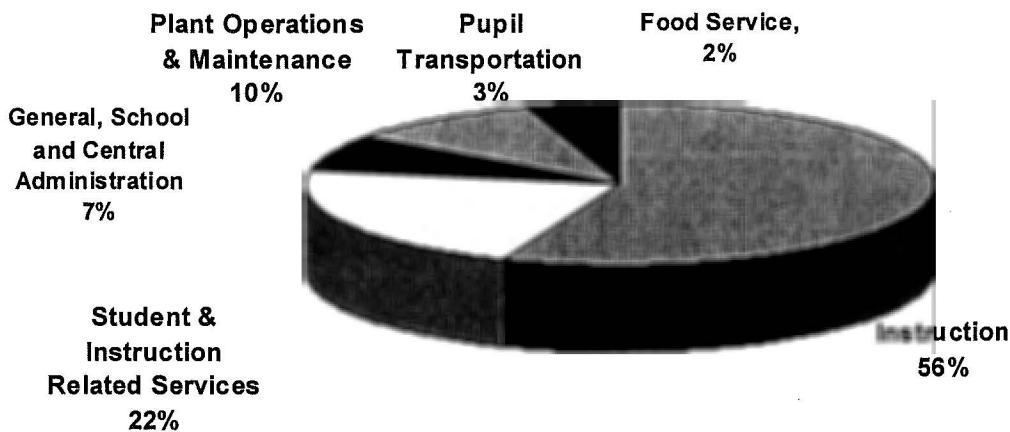
Changes in net assets. The District's total revenues were \$557,717,181 and \$571,370,742 for the years ended June 30, 2009 and 2008. Property taxes in excess of \$37 million and \$36 million accounted for 7% and 6% of the total revenues for the years ended June 30, 2009 and 2008, respectively. State and Federal formula aid accounted for 63% and 63%, while operating grants and contributions were 24% and 26% of total revenues for the years ended June 30, 2009 and 2008. The remaining balances for both years was obtained from capital grant contributions, investment earnings and miscellaneous revenues.

The total cost of all programs and services was \$555,568,410 and \$545,943,803 for the years ended June 30, 2009 and 2008, respectively. The District's expenses are predominantly related to educating and caring for students. Instruction represented 56% and 57% of total expenses in fiscal year 2009 and 2008. The purely administrative activities of the District accounted for only 7% of total costs for both fiscal years.

**Sources of Revenues
For Fiscal Year 2009**



**Sources of Expenses
For Fiscal Year 2009**



PATERSON PUBLIC SCHOOLS

MANAGEMENT DISCUSSION AND ANALYSIS (CONTINUED)

Governmental Activities

The following schedule presents the cost of each of the District's largest governmental activities programs as well as each program's net cost (total cost less fees generated by the activities and intergovernmental aid). The net cost shows the financial burden that was placed on the District's taxpayers by each of these functions.

- The cost of all governmental activities was \$545,041,515 and \$534,544,385 for the years ended June 30, 2009 and 2008.
- After applying program revenues, derived from operating grants and contributions of \$122,807,585 and \$137,337,870 and capital grants and contribution of \$24,503,096 and \$20,241,436, for the years ended June 30, 2009 and 2008, respectively; the net cost of services of the District were \$397,548,627 and \$376,951,394 for the fiscal years ended June 30, 2009 and 2008.
- The amount that taxpayers paid for these activities through property taxes was only \$37,784,158 and \$36,391,256, for fiscal years 2009 and 2008, respectively. Unrestricted State and federal aid provided \$353,771,525 and \$362,296,466 in fiscal years 2009 and 2008 to fund the District programs.

**Net Expense/(Revenue) of Governmental Activities
For the Fiscal Years Ended June 30, 2009 and 2008**

Function/Program:	Total Cost of Services		Net Cost of Services	
	2009	2008	2009	2008
Instruction	\$ 310,642,396	\$ 310,003,137	\$ 255,252,216	\$ 234,809,339
Support Services				
Student and Instruction Related Services	124,154,601	121,208,385	70,684,202	67,506,052
General Administrative Services	4,980,890	4,905,662	4,980,890	4,905,662
School Administrative Services	20,327,769	19,914,209	18,703,851	17,629,781
Central and Other Support Services	11,020,862	10,644,531	10,793,887	10,489,819
Plant Operations and Maintenance	56,154,208	50,367,780	23,064,374	30,381,145
Pupil Transportation	17,230,058	16,924,685	13,840,854	11,106,099
Interest on Long Term Debt	530,731	575,996	228,353	123,497
Total	<u>\$ 545,041,515</u>	<u>\$ 534,544,385</u>	<u>\$ 397,548,627</u>	<u>\$ 376,951,394</u>

Business-Type Activities

The cost of Business-Type activities for the fiscal year ended June 30, 2009 and 2008 was \$10,526,895 and \$11,399,418. The expenses related to the operation of the District's school breakfast, lunch, snack and summer food programs. These costs were funded in 2009 and 2008 by operating grants (96% and 95%), charges for services (4% and 4%) and investment earnings.

PATERSON PUBLIC SCHOOLS

MANAGEMENT DISCUSSION AND ANALYSIS (CONTINUED)

FINANCIAL ANALYSIS OF THE DISTRICT'S FUNDS

As noted earlier, the District uses fund accounting to ensure and demonstrate compliance with finance-related legal requirements.

Governmental Funds

The focus of the District's governmental funds is to provide information on near-term inflows, outflows, and balances of spendable resources. Such information is useful in assessing the District's financing requirements. In particular, unreserved fund balance may serve as a useful measure of the District's net resources available for spending at the end of the fiscal year.

The financial performance of the District as a whole is reflected in its governmental funds as well. As the District completed the year, its governmental funds reported a *combined* fund balance of \$202,099 for the year ended June 30, 2009 compared to a fund balance of \$10,959,235 for the year ended June 30, 2008, a decrease of \$10,757,136 for the current year. This significant decrease is primarily due to the deferral of an additional state aid payment by the State of New Jersey to the 2009-10 state fiscal year budget.

Revenues for the District's governmental funds were \$546,032,433 and \$560,593,162, while total expenditures were \$556,789,569 and \$551,647,967 for the fiscal years ended June 30, 2009 and 2008, respectively.

GENERAL FUND

The General Fund is the chief operating fund of the District and includes the primary operations in providing educational services to students from pre-kindergarten through grade 12 including pupil transportation activities and capital outlay projects.

The following schedule presents a comparison of General Fund Revenues.

	<u>June 30,</u>		Amount of Increase (Decrease)	Percent Increase (Decrease)
	<u>2009</u>	<u>2008</u>		
Local Sources:				
Property Taxes	\$ 37,457,650	\$ 36,016,971	\$ 1,440,679	4%
Interest Earnings	510,650	1,311,246	(800,596)	(61)%
Other	6,640,705	3,000,965	3,639,740	121%
State Sources	400,057,090	408,964,016	(8,906,926)	(2)%
Federal Sources	<u>1,056,632</u>	<u>630,909</u>	<u>425,723</u>	67%
Total Revenues	<u>\$ 445,722,727</u>	<u>\$ 449,924,107</u>	<u>\$ (4,201,380)</u>	(1)%

PATERSON PUBLIC SCHOOLS

MANAGEMENT DISCUSSION AND ANALYSIS (CONTINUED)

GENERAL FUND (Continued)

Total General Fund revenues decreased by \$4,201,380 or less than 1% from the previous year. Local property taxes increased \$1,440,679 or 4% over the previous year primarily to cover decreases in budgeted state aid for the current year. Overall state aid decreased \$8,906,926 or 2% primarily the result of decreases in on-behalf TPAF pension contributions and the deferral of an additional state aid payment to the 2009-2010 fiscal year. This decrease was offset by increases in miscellaneous local sources (i.e., tuition, prior year refunds and other miscellaneous items) and federal sources from Medicaid reimbursements.

The following schedule presents a comparison of General Fund expenditures:

	<u>June 30,</u>		Amount of Increase (Decrease)	Percent Increase (Decrease)
	<u>2009</u>	<u>2008</u>		
Instruction	\$ 289,033,939	\$ 294,372,739	\$ (5,338,800)	(2)%
Support Services	169,966,545	166,123,158	3,843,387	2%
Capital Outlay	<u>2,059,805</u>	<u>1,074,881</u>	<u>984,924</u>	92%
 Total General Fund Expenditures	 <u>\$ 461,060,289</u>	 <u>\$ 461,570,778</u>	 <u>\$ (510,489)</u>	 0%

The general fund expenditures decreased by \$510,489 or less than 1%. Although the District experienced increases in costs related to contractual salary increases, health benefits, out of district tuition, energy and capital outlay projects they were offset by a significant decrease in on-behalf TPAF pension contributions made by the State for the District during the current year.

In 2008-2009, General Fund revenues were less than expenditures by \$15,337,562. However, certain State and Federal Grants funded the School Based Budgets. This transfer of approximately \$8 million assisted in offsetting a portion of the excess expenditures. The total general fund balance decreased by \$11,213,326 to a deficit of \$86,215. However, after deducting statutory reserves and designations, the unreserved undesignated fund deficit at June 30, 2009 was \$30,642,819, an increase in the deficit of \$20,451,356 when compared with the ending fund deficit of \$10,191,463 at June 30, 2008. As previously mentioned, this increase in the deficit is primarily attributable to the deferral of an additional state aid payment by the State of New Jersey to the 2009-10 state fiscal year budget.

General Fund Budgetary Highlights

The District's budget is prepared according to New Jersey Department of Education guidelines, and is based on accounting for certain transactions on the budgetary basis of accounting for revenues, expenditures and encumbrances. The most significant difference between the budgetary basis of accounting and generally accepted accounting principles is the legally mandated revenue recognition of certain deferred state aid payments for budgetary purposes only. The most significant budgetary fund is the General Fund.

PATERSON PUBLIC SCHOOLS

MANAGEMENT DISCUSSION AND ANALYSIS (CONTINUED)

General Fund Budgetary Highlights (Continued)

Over the course of the year, the District revised the annual operating budget several times through appropriation transfers between budget line items. Budget amendments were made to adjust budgets for specially funded appropriations and changes in State aid.

General Fund budgetary revenues and other financing sources exceeded budgetary expenditures and other financing uses increasing budgetary fund balance \$9,431,071 over the previous year. After deducting statutory reserves and designations, the unreserved/undesignated budgetary fund balance increased \$193,041 from \$8,455,236 at June 30, 2008 to \$8,648,277 at June 30, 2009. This unreserved/undesignated balance reflects the maximum level allowable by the State Department of Education at year end. In addition, the District's current year excess surplus reserve increased \$8,649,009 at year end from \$1,659,722 at June 30, 2008 to \$10,308,731 at June 30, 2009.

SPECIAL REVENUE FUND

The Special Revenue Fund accounts for the proceeds of specific revenue sources which are legally restricted to expenditures for specified purposes. The revenues include federal funds, state funds, private donations and contributions.

Revenues in the District's Special Revenue Fund totaled \$74,716,299 for the year ended June 30, 2009. State sources accounted for \$45,663,139 or 61% of the total. Federal sources accounted for \$28,933,360 or 39% of the total. The remaining \$119,800 was received from local contributions and donations.

Revenues from State sources decreased \$15,634,159 or 26% while federal sources increased \$1,089,990 or 4%. Private and local sources decreased by \$70,894. The decrease in state sources was mainly the result of the elimination of the Demonstrably Effective Program Aid which was approximately 11.7 million in the previous school year all of which was transferred to the General Fund to fund school based budgets.

Expenditures of the Special Revenue Fund totaled \$70,009,732 for the year ended June 30, 2009. Expenditures for instruction (29%) and student support service (70%) were \$69,533,141 or 99% of the total for the year ended June 30, 2009. Expenditures increased \$2,109,984 or 3% from the prior year.

During the year, the Special Revenue Fund transferred \$8,068,737 to the General Fund to finance expenditures under the School Based Budget model. In addition, the general fund transferred \$3,944,501 to the Special Revenue Fund. This amount was a budgeted contribution to the District's Preschool Education Program.

At June 30, 2009 the Special Revenue Fund reported deferred revenue of \$2,659,396. This amount represents funds that were received during the 2008/09 school year but were not expended as of June 30, 2009. The district may utilize these funds in the subsequent year in accordance with the terms and provisions contained in their grant contracts and agreements.

CAPITAL PROJECTS FUND

The Capital Projects Fund includes all revenue sources for major capital projects of the District.

The New Jersey School Development Authority (SDA) issued bonds to fund a major portion of the District's capital projects. The revenue and offsetting expenditures were reported in the fund financial statements as an on-behalf transaction. For the year ended June 30, 2009, the amount recorded as on-behalf was \$24,412,246.

PATERSON PUBLIC SCHOOLS

MANAGEMENT DISCUSSION AND ANALYSIS (CONTINUED)

PROPRIETARY FUNDS

The District maintains an Enterprise Fund to account for activities which are supported in part through user fees.

Enterprise Fund – The District uses the Enterprise Fund to report activities related to the Food Services program. The District’s Enterprise Fund provides the same type of information found in the District-wide financial statements, business-type activities, but in more detail. Factors concerning the finances of this Fund have already been addressed in the discussion of the District’s business-type activities.

CAPITAL ASSETS

At June 30, 2009, the District had invested in excess of \$289 million in a broad range of capital assets, including school buildings, athletic facilities, computer and audio-visual equipment and various other machinery and equipment. Total depreciation expense for the year exceeded \$16.8 million. No depreciation is recorded on construction in progress until such facilities are placed into service.

Purchases of equipment and machinery and construction in progress for a number of schools being administered on the behalf of the District by the New Jersey Schools Development Authority were among the fixed asset additions for the year.

Capital Assets at June 30, 2009 and 2008

	Governmental		Business- Type		Total	
	Activities		Activities			
	<u>2009</u>	<u>2008</u>	<u>2009</u>	<u>2008</u>	<u>2009</u>	<u>2008</u>
Land	\$ 9,006,387	\$ 9,006,387			\$ 9,006,387	\$ 9,006,387
Buildings and Improvements	286,659,592	286,590,046			286,659,592	286,590,046
Machinery and Equipment	14,122,993	12,094,000	\$ 3,150,044	\$ 3,150,044	17,273,037	15,244,044
Construction in Progress	92,210,149	67,745,787			92,210,149	67,745,787
Less: Accumulated Depreciation	<u>(112,450,471)</u>	<u>(95,597,176)</u>	<u>(2,942,544)</u>	<u>(2,711,866)</u>	<u>(115,393,015)</u>	<u>(98,309,042)</u>
Total	<u>\$ 289,548,650</u>	<u>\$ 279,839,044</u>	<u>\$ 207,500</u>	<u>\$ 438,178</u>	<u>\$ 289,756,150</u>	<u>\$ 280,277,222</u>

Additional information of the District’s capital assets can be found in the Notes to the Basic Financial Statements.

Construction – Next Five Years

Over the next five years major construction and renovation projects will be completed throughout the District. The Long Range Facility Plan identifies \$1.4 billion needed in school construction in Paterson. The Schools Development Authority (SDA), formerly known as the School Construction Corporation (SCC), established to provide and fund all major construction and improvement projects for the District is facing financial difficulties, so many of these projects will not see fruition in the near future. However, since the SDA is in place, local school bonds will not be required to be issued to fund the District’s capital needs. The debt will be issued through the SDA and funded from the State of New Jersey budget. Complete information relating to this topic is available by reviewing the School District’s long range facility plan on file in the School Business Administrator’s office, 90 Delaware Avenue, Paterson, NJ 07505, as approved by the New Jersey State Department of Education. The District had a new five year long range facility plan completed in 2006.

PATERSON PUBLIC SCHOOLS

MANAGEMENT DISCUSSION AND ANALYSIS (CONTINUED)

Long-Term Liabilities

At year-end, the District has \$18,936,756 in long-term liabilities; the District had \$11,037,524 in outstanding certificates of participation (COPS), net of unamortized refunding items and \$7,899,232 in employee compensated absences payable. More detailed financial information about the District's long-term liabilities is presented in Notes to the Basic Financial Statements.

Long-Term Liabilities as of June 30, 2009 and 2008

	<u>Governmental Activities</u>		
	<u>2009</u>	<u>2008</u>	<u>Percentage Change</u>
Obligations Under Lease-Purchase Agreements, Net	\$ 11,037,524	\$ 11,807,254	(7)%
Accrued Liability for Insurance Claims		84,315	(100)%
Compensated Absences Payable	<u>7,899,232</u>	<u>9,102,277</u>	(13)%
Total	<u>\$ 18,936,756</u>	<u>\$ 20,993,846</u>	(10)%

FACTORS BEARING ON THE DISTRICT'S FUTURE

While many factors influence the District's future, the availability of state aid, special education needs, capital improvements and the economy will have the most impact on educational and fiscal decisions in the future.

Many of these factors were considered by the District's administration during the process of developing the fiscal year 2009-2010 budget. The primary factors were the District's projected student population, anticipated state and federal aid as well as increasing salary and related benefit costs.

These indicators were considered when adopting the budget for fiscal year 2009-2010. Budgeted expenditures in the General Fund increased less than one percent to \$453,577,125 for fiscal year 2009-2010. Budgeted expenditures in the Special Revenue Fund increased one percent to \$81,767,994 for fiscal year 2009-2010.

CONTACTING THE DISTRICT'S FINANCIAL MANAGEMENT

This financial report is designed to provide our citizens, taxpayers, customers, and investors and creditors with a general overview of the District's finances and to demonstrate the District's accountability for the money it receives. If you have questions about this report or need additional financial information, contact the Business Office, Paterson Public Schools, 90 Delaware Avenue, Paterson, New Jersey 07505.

THIS PAGE INTENTIONALLY LEFT BLANK

DISTRICT WIDE FINANCIAL STATEMENTS

PATERSON PUBLIC SCHOOLS
STATEMENT OF NET ASSETS
JUNE 30, 2009

	<u>Governmental Activities</u>	<u>Business-Type Activities</u>	<u>Total</u>
ASSETS			
Cash and Cash Equivalents	\$ 19,133,785	\$ 6,254,006	\$ 25,387,791
Receivables, net			
Receivables from Other Governments	9,177,263	2,098,360	11,275,623
Other	886,180		886,180
Inventory		49,347	49,347
Deferred Charge	243,033		243,033
Restricted Assets			
Investments	287,380		287,380
Capital Assets			
Not Being Depreciated	101,216,536		101,216,536
Being Depreciated, Net	188,332,114	207,500	188,539,614
	<u>319,276,291</u>	<u>8,609,213</u>	<u>327,885,504</u>
Total Assets			
LIABILITIES			
Accounts Payable and Other Current Liabilities	32,948,848	332,645	33,281,493
Payable to Other Governments	740,545		740,545
Internal Balances	(7,207,578)	7,207,578	
Unearned Revenue	2,800,694	3,716	2,804,410
Accrued Interest Payable	75,313		75,313
Noncurrent Liabilities (Note 3)			
Due Within One Year	3,786,250		3,786,250
Due Beyond One Year	15,150,506	-	15,150,506
	<u>48,294,578</u>	<u>7,543,939</u>	<u>55,838,517</u>
Total Liabilities			
NET ASSETS			
Invested in Capital Assets, Net of Related Debt	279,041,539	207,500	279,249,039
Restricted for:			
Capital Projects	1,000		1,000
Debt Service	934		934
Unrestricted	(8,061,760)	857,774	(7,203,986)
	<u>\$ 270,981,713</u>	<u>\$ 1,065,274</u>	<u>\$ 272,046,987</u>
Total Net Assets			

The accompanying Notes to Financial Statements are an integral part of this statement.

**PATERSON PUBLIC SCHOOLS
STATEMENT OF ACTIVITIES
FOR THE FISCAL YEAR ENDED JUNE 30, 2009**

Functions/Programs	Expenses	Program Revenues			Net (Expense) Revenue and Changes in Net Assets		Total
		Charges for Services	Operating Grants and Contributions	Capital Grants and Contributions	Governmental Activities	Business-Type Activities	
Governmental Activities							
Instruction							
Regular	\$ 220,766,787	\$ 182,207	\$ 25,505,574	\$ 90,850	\$ (194,988,156)		\$ (194,988,156)
Special Education	68,430,395		27,326,518		(41,103,877)		(41,103,877)
Other Instruction	18,820,529		2,231,778		(16,588,751)		(16,588,751)
School Sponsored Activities and Athletics							
Community Services	2,172,552		52,367		(2,120,185)		(2,120,185)
Community Services	452,133		886		(451,247)		(451,247)
Support Services							
Student and Instruction Related Svcs.	124,154,601		53,470,399		(70,684,202)		(70,684,202)
General Administrative Services	4,980,890				(4,980,890)		(4,980,890)
School Administrative Services	20,327,769		1,623,918		(18,703,851)		(18,703,851)
Central and Other Support Services	11,020,862		226,975		(10,793,887)		(10,793,887)
Plant Operations and Maintenance	56,154,208		8,677,588	24,412,246	(23,064,374)		(23,064,374)
Pupil Transportation	17,230,058		3,389,204		(13,840,854)		(13,840,854)
Interest on Long-Term Debt	530,731	-	302,378	-	(228,353)	-	(228,353)
Total Governmental Activities	545,041,515	182,207	122,807,585	24,503,096	(397,548,627)	-	(397,548,627)
Business-Type Activities							
Food Service	10,526,895	443,215	11,226,668			\$ 1,142,988	1,142,988
Total Business-Type Activities	10,526,895	443,215	11,226,668	-	-	1,142,988	1,142,988
Total Primary Government	\$555,568,410	\$ 625,422	\$ 134,034,253	\$ 24,503,096	(397,548,627)	1,142,988	(396,405,639)

**PATERSON PUBLIC SCHOOLS
STATEMENT OF ACTIVITIES
FOR THE FISCAL YEAR ENDED JUNE 30, 2009**

	Net (Expense) Revenue and Changes in Net Assets		
	Governmental Activities	Business-Type Activities	Total
General Revenues:			
Property Taxes, Levied for General Purposes, Net	\$ 37,457,650		\$ 37,457,650
Property Taxes, Levied for Debt Service	326,508		326,508
Federal and State Aid - Unrestricted	345,165,227		345,165,227
Federal and State Grants for School Based Budgets	8,068,737		8,068,737
State Aid Restricted for Debt Service Principal	537,561		537,561
Investment Earnings	525,364	\$ 14,865	540,229
Miscellaneous Income	6,458,498		6,458,498
 Total General Revenues and Transfers	 398,539,545	 14,865	 398,554,410
 Change in Net Assets	 990,918	 1,157,853	 2,148,771
 Net Assets, Beginning of Year (Restated)	 269,990,795	 (92,579)	 269,898,216
 Net Assets, End of Year	 \$ 270,981,713	 \$ 1,065,274	 \$ 272,046,987

FUND FINANCIAL STATEMENTS

**PATERSON PUBLIC SCHOOLS
BALANCE SHEET
GOVERNMENTAL FUNDS
JUNE 30, 2009**

	General Fund	Special Revenue Fund	Capital Projects Fund	Debt Service Fund	Total Governmental Funds
ASSETS					
Cash and Cash Equivalents	\$ 19,012,851		\$ 120,000	\$ 934	\$ 19,133,785
Receivables, Net					
Receivables From Other Governments	1,785,534	\$ 7,391,729			9,177,263
Accounts	882,104				882,104
Due From Other Funds	9,263,145				9,263,145
Restricted Assets					
Investments	-		287,380	-	287,380
Total Assets	\$ 30,943,634	\$ 7,391,729	\$ 407,380	\$ 934	\$ 38,743,677
LIABILITIES AND FUND BALANCES					
Liabilities					
Accounts Payable	\$ 13,537,013	\$ 1,830,996			\$ 15,368,009
Accrued Salaries and Wages	10,262,584	109,301			10,371,885
Due to Other Funds		2,051,491			2,051,491
Payable to Federal Government		1,061			1,061
Payable to State Government		725,625			725,625
Payable to Local Governments		13,859			13,859
Claims and Judgments Payable	4,221,919				4,221,919
Accrued Liability for Insurance Claims	67,035				67,035
Compensated Absences Payable	2,920,000				2,920,000
Deferred Revenue	21,298	2,659,396	\$ 120,000		2,800,694
Total Liabilities	31,029,849	7,391,729	120,000	-	38,541,578
Fund Balances					
Reserved for					
Encumbrances	1,315,351				1,315,351
Capital Reserve	1,000				1,000
Obligations Under Capital Leases			287,380		287,380
Excess Surplus, Designated for Subsequent Years' Expenditures	1,659,722				1,659,722
Excess Surplus	10,308,731				10,308,731
Unreserved, Reported In					
Designated for Subsequent Years' Expenditures	17,271,800			\$ 833	17,272,633
Undesignated, Reported in General Fund	(30,642,819)				(30,642,819)
Debt Service Fund				101	101
Total Fund Balances	(86,215)	-	287,380	934	202,099
Total Liabilities and Fund Balances	\$ 30,943,634	\$ 7,391,729	\$ 407,380	\$ 934	

Amounts reported for *governmental activities* in the statement of net assets (A-1) are different because:

Capital assets used in governmental activities are not financial resources and therefore are not reported in the funds. The cost of the assets is \$401,999,121 and the accumulated depreciation is \$112,450,471.

289,548,650

The District has financed capital assets through the issuance of long-term lease obligations. The accrued interest at year end is

(75,313)

Long-term liabilities, including capital leases payable, are not due and payable in the current period and therefore are not reported as liabilities in the funds. Long-term liabilities at year end consist of:

Obligations Under Lease Purchase (COPS)	(11,037,524)
Unamortized Debt Issuance Costs	243,033
Compensated Absences	(7,899,232)

(18,693,723)

Net Assets of Governmental Activities

\$ 270,981,713

PATERSON PUBLIC SCHOOLS
STATEMENT OF REVENUES, EXPENDITURES, AND CHANGES IN FUND BALANCES
GOVERNMENTAL FUNDS
FOR THE FISCAL YEAR ENDED JUNE 30, 2009

	General Fund	Special Revenue Fund	Capital Projects Fund	Debt Service Fund	Total Governmental Funds
REVENUES					
Local Sources					
Property Tax Levy	\$ 37,457,650			\$ 326,508	\$ 37,784,158
Tuition Charges	182,207				182,207
Interest Earnings	510,650		\$ 14,714		525,364
Miscellaneous	6,458,498	\$ 119,800	-		6,578,298
Total - Local Sources	44,609,005	119,800	14,714	326,508	45,070,027
State Sources	400,057,090	45,663,139	24,412,246	839,939	470,972,414
Federal Sources	1,056,632	28,933,360			29,989,992
Total Revenues	445,722,727	74,716,299	24,426,960	1,166,447	546,032,433
EXPENDITURES					
Current					
Instruction					
Regular Instruction	\$ 207,588,563	\$ 12,034,379			\$ 219,622,942
Special Education Instruction	62,468,746	6,103,350			68,572,096
Other Instruction	16,413,505	2,034,957			18,448,462
School Sponsored Activities and Athletics	2,110,992				2,110,992
Community Services	452,133				452,133
Support Services					
Student and Instruction Related Services	72,355,095	49,360,455			121,715,550
General Administrative Services	4,529,115				4,529,115
School Administrative Services	19,845,535				19,845,535
Central and Other Support Services	10,171,307				10,171,307
Plant Operations and Maintenance	46,247,316				46,247,316
Pupil Transportation	16,818,177	385,741			17,203,918
Debt Service					
Principal				\$ 835,000	835,000
Interest and Other Charges				472,302	472,302
Capital Outlay	2,059,805	90,850	\$ 24,412,246		26,562,901
Total Expenditures	461,060,289	70,009,732	24,412,246	1,307,302	556,789,569
Excess (Deficiency) of Revenues Over (Under) Expenditures	(15,337,562)	4,706,567	14,714	(140,855)	(10,757,136)
OTHER FINANCING SOURCES (USES)					
Transfers In	8,068,737	3,944,501			12,013,238
Transfers Out	(3,944,501)	(8,068,737)	-		(12,013,238)
Total Other Financing Sources and Uses	4,124,236	(4,124,236)	-	-	-
Net Change in Fund Balances	(11,213,326)	582,331	14,714	(140,855)	(10,757,136)
Fund Balance, Beginning of Year	11,127,111	(582,331)	272,666	141,789	10,959,235
Fund Balance, End of Year	\$ (86,215)	\$ -	\$ 287,380	\$ 934	\$ 202,099

The accompanying Notes to Financial Statements are an integral part of this statement.

PATERSON PUBLIC SCHOOLS
ILLUSTRATIVE RECONCILIATION OF THE GOVERNMENTAL FUNDS STATEMENT OF
REVENUES, EXPENDITURES AND CHANGES IN FUND BALANCES
WITH THE DISTRICT-WIDE STATEMENTS
FOR THE FISCAL YEAR ENDED JUNE 30, 2009

Total net change in fund balances - governmental funds (Exhibit B-2) \$ (10,757,136)

Amounts reported for governmental activities in the statement of activities are different because:

Capital outlays to purchase or build capital assets are reported in governmental funds as expenditures. However, for governmental activities those costs are shown in the statement and allocated over their estimated useful lives as annual depreciation expense. This is the amount by which capital outlay exceeds depreciation in the current period.

Capital Outlays	\$ 26,562,901	
Depreciation Expense	<u>(16,853,295)</u>	
		9,709,606

The issuance of long term debt provides current financial resources to governmental funds, while the repayment of the principal of long term debt consumes the current financial resources of governmental funds. Neither transaction, however, has any effect on net assets. Also, governmental funds report the effect of issuance costs, premiums, discounts, and other similar items when debt is first issue, whereas these amounts are deferred and amortized in the statement of activities.

Principal Repayment on Lease Purchase		835,000
---------------------------------------	--	---------

In the statement of activities certain expenses are measured by the amounts earned or accrued during the year. In the governmental funds, however, expenditures for these items are measured by the amount of financial resources used (paid):

Decrease in Accrued Interest	6,841	
Amortization of Debt Issuance Costs	(25,483)	
Amortization of Original Issue Discount	(4,068)	
Amortization of Deferred Amount on Refunding	(61,202)	
Compensated Absences	1,203,045	
Accrued Liability for Insurance Claims	<u>84,315</u>	
		<u>1,203,448</u>

Change in net assets of governmental activities (Exhibit A-2)		<u>\$ 990,918</u>
---	--	-------------------

PROPRIETARY FUNDS

**PATERSON PUBLIC SCHOOLS
STATEMENT OF NET ASSETS
PROPRIETARY FUNDS
JUNE 30, 2009**

	Business-Type Activities - Enterprise Funds
	Food Service
ASSETS	
Current Assets	
Cash and Cash Equivalents	\$ 6,254,006
Intergovernmental Accounts Receivable	
Federal	2,011,868
State	86,492
Inventory	49,347
	8,401,713
Total Current Assets	
	8,401,713
Noncurrent Assets	
Furniture, Machinery and Equipment	3,150,044
Less Accumulated Depreciation	(2,942,544)
	207,500
Total Noncurrent Assets	
	207,500
Total Assets	
	8,609,213
LIABILITIES	
Current Liabilities	
Accounts Payable	332,645
Unearned Revenue	3,716
Due To Other Funds	7,207,578
	7,543,939
Total Current Liabilities	
	7,543,939
Total Liabilities	
	7,543,939
NET ASSETS	
Invested in Capital Assets	207,500
Unrestricted	857,774
	1,065,274
Total Net Assets	
	\$ 1,065,274

The accompanying Notes to Financial Statements are an integral part of this statement.

**PATERSON PUBLIC SCHOOLS
STATEMENT OF REVENUES, EXPENSES,
AND CHANGES IN FUND NET ASSETS
PROPRIETARY FUNDS
FOR THE FISCAL YEAR ENDED JUNE 30, 2009**

	Business-Type Activities - Enterprise Fund
	Food Service
Operating Revenues	
Charges for services	
Daily Sales	\$ 329,370
Special Functions	48,599
Miscellaneous	65,246
	443,215
Operating Expenses	
Cost of Sales	4,465,899
Salaries and Wages	3,881,021
Employee Benefits	1,456,369
Other Expenses	188,531
Supplies and Materials	304,397
Depreciation	230,678
	10,526,895
Operating Loss	(10,083,680)
Nonoperating Revenues	
State Sources	
School Breakfast Program	110,329
State School Lunch Program	300,644
Federal Sources	
School Breakfast Program	1,762,858
National School Lunch Program	8,216,429
After School Snack Program	251,929
Summer Food Program	584,479
Interest and Investment Revenue	14,865
	11,241,533
Change in Net Assets	1,157,853
Net Assets, Beginning of Year	(92,579)
Net Assets, End of Year	\$ 1,065,274

The accompanying Notes to Financial Statements are an integral part of this statement.

**PATERSON PUBLIC SCHOOLS
STATEMENT OF CASH FLOWS
PROPRIETARY FUNDS
FOR THE FISCAL YEAR ENDED JUNE 30, 2009**

	Business-Type Activities - Enterprise Funds
	Food Service
CASH FLOWS FROM OPERATING ACTIVITIES	
Cash Receipts from Customers	\$ 443,215
Cash Payments for Employees Salaries and Benefits	(5,337,390)
Cash Payments to Suppliers for Goods and Services	(4,292,322)
	(9,186,497)
Net Cash Used For Operating Activities	(9,186,497)
CASH FLOWS FROM NONCAPITAL FINANCING ACTIVITIES	
Cash Receipts from Other Funds	1,150,655
Cash Receipts from State and Federal Sources	10,482,206
	11,632,861
Net Cash Provided By Non-Capital Financing Activities	11,632,861
CASH FLOWS FROM INVESTING ACTIVITIES	
Interest	14,865
	14,865
Net Cash Provided By Investing Activities	14,865
Net Increase in Cash and Cash Equivalents	2,461,229
Cash and Cash Equivalents—Beginning of Year	3,792,777
	6,254,006
Cash and Cash Equivalents—End of Year	\$ 6,254,006
Reconciliation of Operating Loss to Net Cash Used for Operating Activities:	
Operating Loss	\$ (10,083,680)
Adjustments to Reconcile Operating Loss to Net Cash Used For Operating Activities	
Depreciation	230,678
Non-Cash Federal Assistance - Food Distribution Program	635,205
Changes in Assets and Liabilities:	
(Increase) Decrease in Inventories	16,377
Increase (Decrease) in Unearned Revenue	331
Increase (Decrease) in Accounts Payable	14,592
	897,183
Total Adjustments	897,183
Net Cash Used For Operating Activities	\$ (9,186,497)
Non-Cash Investing, Capital and Financing Activities:	
Value Received - Food Distribution Program	\$ 635,536

The accompanying Notes to Financial Statements are an integral part of this statement.

FIDUCIARY FUNDS

PATERSON PUBLIC SCHOOLS
STATEMENT OF FIDUCIARY NET ASSETS
FIDUCIARY FUNDS
JUNE 30, 2009

	<u>Unemployment Compensation Trust Fund</u>	<u>Private-Purpose Trust Fund</u>	<u>Agency Fund</u>
ASSETS			
Cash and Cash Equivalents	\$ 1,349,997	\$ 47,213	\$ 2,280,009
Total Assets	<u>1,349,997</u>	<u>47,213</u>	<u>\$ 2,280,009</u>
LIABILITIES			
Intergovernmental Payable - State	195,438		
Payroll Deductions and Withholdings			\$ 1,912,344
Summer Payment Plan Deposits			14,808
Payable To Student Groups			316,437
Other Liabilities			32,344
Due To Other Funds	-	-	4,076
Total Liabilities	<u>195,438</u>	<u>-</u>	<u>\$ 2,280,009</u>
NET ASSETS			
Held In Trust For Unemployment Claims and Other Purposes	<u>\$ 1,154,559</u>	<u>\$ 47,213</u>	

The accompanying Notes to Financial Statements are an integral part of this statement.

PATERSON PUBLIC SCHOOLS
STATEMENT OF CHANGES IN FIDUCIARY NET ASSETS
FIDUCIARY FUNDS
FOR THE FISCAL YEAR ENDED JUNE 30, 2009

	<u>Unemployment Compensation Trust Fund</u>	<u>Private Purpose Trust Fund</u>
ADDITIONS		
Contributions		
District	\$ 800,000	
Employees	635,329	\$ 5,319
Private Donations		37,821
Investment Earnings		
Interest	4,921	77
	<u>1,440,250</u>	<u>43,217</u>
Total Additions		
DEDUCTIONS		
Unemployment Claims and Contributions	809,873	
Scholarships Awarded	-	-
	<u>809,873</u>	<u>-</u>
Total Deductions		
Change in Net Assets	630,377	43,217
Net Assets, Beginning of Year	<u>524,182</u>	<u>3,996</u>
Net Assets, End of Year	<u>\$ 1,154,559</u>	<u>\$ 47,213</u>

The accompanying Notes to Financial Statements are an integral part of this statement.

NOTES TO THE BASIC FINANCIAL STATEMENTS

**PATERSON PUBLIC SCHOOLS
NOTES TO THE BASIC FINANCIAL STATEMENTS
FOR THE FISCAL YEAR ENDED JUNE 30, 2009**

NOTE 1 SUMMARY OF SIGNIFICANT ACCOUNTING POLICIES

A. Reporting Entity

The Paterson Public Schools (the "Board" or the "District") is an instrumentality of the State of New Jersey, established to function as an education institution. The Board consists of nine elected officials. On August 7, 1991, pursuant to the order of the Department of Education, State of New Jersey, the Paterson Board of Education was dissolved and a state-operated school district was created (N.J.S.A. 18A:7A-34). A State Superintendent of Schools was appointed to assume all powers and duties of the former Board of Education members. The state-appointed Superintendent is responsible for the fiscal and administrative control of the District. Under existing statutes, the Superintendent's duties and powers include, but are not limited to, the development and adoption of a school program; the establishment, organization and operation of schools; and the acquisition, maintenance and disposition of school property. Effective July 13, 1995, an elected Board of Trustees was restored with the ability to vote on certain school matters. On September 26, 2005, the New Jersey Quality Single Accountability Continuum (NJQSAC) was enacted which repealed the section of the statute that gave voting authority to the Board. As a result, the Board of Education operates in an advisory capacity only.

The State District Superintendent also has broad financial responsibilities, including the approval of the annual budget and the establishment of a system of accounting and budgetary controls.

The School Board operates as a State Operated School District in accordance with NJSA 18A:7A-34. Under this statute, school bonds, loans, etc are authorized by the Capital Projects Control Board as proposed by the State District Superintendent. The School Board is also responsible for the certification to the State District Superintendent and Commissioner of Education of the necessity for the Capital Project and appropriation to be made by the Governing Body of the City. The debt issued under the above statutes is funded by the New Jersey Schools Development Authority and is included in the State of New Jersey Annual Budget. Prior to the State takeover, the District operated as a Type I district (NJSA 18A:24-11).

The reporting entity is composed of the primary government, component units, and other organizations that are included to ensure that the financial statements of the District are not misleading. The primary government consists of all funds, departments, boards and agencies that are not legally separate from the District. For the Paterson Public Schools this includes general operations, food service and student related activities of the District.

Component units are legally separate organizations for which the District is financially accountable. The District is financially accountable for an organization if the District appoints a voting majority of the organization's governing board and (1) the District is able to significantly influence the programs or services performed or provided by the organization; or (2) the District is legally entitled to or can otherwise access the organization's resources; the District is legally obligated or has otherwise assumed the responsibility to finance the deficits of, or provide financial support to, the organization; or the District is obligated for the debt of the organization. Component units may also include organizations that are fiscally dependent on the District in that the District approves the budget, the issuance of debt or the levying of taxes. Based on the foregoing criteria, the District has no component units. Furthermore, the District is not includable in any other reporting entity as a component unit.

B. District-wide and Fund Financial Statements

The district-wide financial statements (i.e., the statement of net assets and the statement of activities) report information on all of the nonfiduciary activities of the District. For the most part, the effect of interfund activity has been removed from these statements. Governmental activities, which normally are supported by taxes and intergovernmental revenues, are reported separately from business-type activities, which rely to a significant extent on fees and charges for support.

**PATERSON PUBLIC SCHOOLS
NOTES TO THE BASIC FINANCIAL STATEMENTS
FOR THE FISCAL YEAR ENDED JUNE 30, 2009**

NOTE 1 SUMMARY OF SIGNIFICANT ACCOUNTING POLICIES (Continued)

B. District-wide and Fund Financial Statements (Continued)

The statement of activities demonstrates the degree to which the direct expenses of a given function or segment are offset by program revenues. Direct expenses are those that are clearly identifiable with a specific function or segment. Program revenues include 1) charges to customers or other governmental entities, including other school districts, who purchase, use, or directly benefit from goods or services provided by a given function or segment and 2) grants and contributions that are restricted to meeting the operational or capital requirements of a particular function or segment. Property taxes, unrestricted state aid, federal and state grants for school based budgeting and other items not properly included among program revenues are reported instead as general revenues.

Separate financial statements are provided for governmental funds, proprietary funds, and fiduciary funds, even though the latter are excluded from the district-wide financial statements. Major individual governmental funds and major individual enterprise funds are reported as separate columns in the fund financial statements. The District considers all of its governmental and enterprise funds to be major funds.

C. Measurement Focus, Basis of Accounting and Financial Statement Presentation

The district-wide financial statements are reported using the economic resources measurement focus and the accrual basis of accounting, as are the proprietary fund and fiduciary fund financial statements with the exception of the Agency Fund which does not have a measurement focus. All assets and all liabilities associated with these operations (with the exception of the fiduciary funds) are included on the Statement of Net Assets. Revenues are recorded when earned and expenses are recorded at the time liabilities are incurred, regardless of the timing of related cash flows. Property taxes are recognized as revenues in the year for which they are levied. Grants and similar items are recognized as revenue as soon as all eligibility requirements imposed by the provider have been met.

Governmental fund financial statements are reported using the current financial resources measurement focus and the modified accrual basis of accounting. Revenues are recognized when susceptible to accrual (i.e. when they are both measurable and available). Revenues are considered to be available when they are collectible within the current period or soon enough thereafter to pay liabilities of the current period. For this purpose, the Board considers revenues to be available if they are collected within 60 days after year-end. Expenditures are recorded when a liability is incurred, as under accrual basis of accounting, with the exception of debt service expenditures as well as expenditures related to compensated absences and claims and judgments which are recorded only when payment is due or financial resources are available.

Property taxes, tuition, unrestricted state aid, and interest associated with the current fiscal period are all considered to be susceptible to accrual and so have been recognized as revenues of the current fiscal period. Grants and similar awards are recognized as revenue as soon as all eligibility requirements imposed by the grantor or provider have been met. All other revenue items are considered to be measurable and available only when cash is received by the District.

The District reports the following major governmental funds:

The *general fund* is the School District's primary operating fund. It accounts for all financial resources of the District, except those to be accounted for in another fund.

The *special revenue fund* accounts for the proceeds of specific revenue sources legally restricted to expenditures for specified purposes. This fund accounts for federal and state financial programs, with the exception of grants for major capital projects and the school breakfast, lunch, snack and summer food programs.

**PATERSON PUBLIC SCHOOLS
NOTES TO THE BASIC FINANCIAL STATEMENTS
FOR THE FISCAL YEAR ENDED JUNE 30, 2009**

NOTE 1 SUMMARY OF SIGNIFICANT ACCOUNTING POLICIES (Continued)

C. Measurement Focus, Basis of Accounting and Financial Statement Presentation (Continued)

The *capital projects fund* accounts for the proceeds from the sale of bonds, lease purchases and other revenues used for the acquisition or construction of major capital facilities and other capital assets.

The *debt service fund* accounts for the accumulation of resources for and the payment of principal and interest on long-term general obligation debt of governmental funds.

The District reports the following major proprietary fund which is organized to be self-supporting through user charges:

The *food service fund* accounts for the activities of the school cafeteria, which provides food service to students as well as a la carte and catering services for teachers and special events.

Additionally, the government reports the following fund type:

The *fiduciary trust fund* is used to account for resources legally held in trust for the state unemployment insurance claims, for private donations for scholarship awards, payroll related activities and student related activities which are supported and controlled by student organizations and clubs. All resources of the fund, including any earnings on invested resources, may be used to support the intended purpose. There is no requirement that any portion of these resources be preserved as capital.

Private-sector standards of accounting and financial reporting issued by the Financial Accounting Standards Board (FASB) prior to December 1, 1989, generally are followed in both the district-wide and proprietary fund financial statements to the extent that those standards do not conflict with or contradict guidance of the Governmental Accounting Standards Board (GASB). Governments also have the option of following subsequent private-sector guidance for their business-type activities and enterprise funds, subject to this same limitation. The District has elected not to follow FASB guidance issued subsequent to December 1, 1989.

As a general rule the effect of interfund activity has been eliminated from the district-wide financial statements. Exceptions to this general rule are charges between the District's proprietary and fiduciary funds since elimination of these charges would distort the direct costs and program revenues reported for the various functions concerned.

Amounts reported as program revenues in the district-wide statement of activities include 1) charges to customers or applicants for goods or services, provided, 2) operating grants and contributions, and 3) capital grants and contributions. Internally dedicated resources are reported as general revenues rather than as program revenues. Likewise, general revenues include all property taxes, unrestricted state aid, federal and state grants for school based budgeting, investment earnings and miscellaneous revenues.

**PATERSON PUBLIC SCHOOLS
NOTES TO THE BASIC FINANCIAL STATEMENTS
FOR THE FISCAL YEAR ENDED JUNE 30, 2009**

NOTE 1 SUMMARY OF SIGNIFICANT ACCOUNTING POLICIES (Continued)

C. Measurement Focus, Basis of Accounting and Financial Statement Presentation (Continued)

Proprietary funds distinguish operating revenues and expenses from nonoperating items. Operating revenues and expenses generally result from providing services and producing and delivering goods in connection with a proprietary fund's principal ongoing operations. The principal operating revenues of the food service enterprise fund are charges to customers for sales and services. Operating expenses for enterprise funds include the cost of sales and services, administrative expenses, and depreciation on capital assets. All revenues and expenses not meeting this definition are reported as nonoperating revenues and expenses. Federal and State subsidies for the food service operation are considered nonoperating revenues.

D. Assets, Liabilities and Net Assets or Equity

1. Deposits and Investments

Cash and cash equivalents are considered to be cash on hand, demand deposits, and short-term investments with original maturities of three months or less from the date of acquisition.

Investments are reported at fair value and are limited by N.J.S.A. 18A:20-37.

2. Receivables and Payables

Activity between funds that are representative of lending/borrowing arrangements outstanding at the end of the fiscal year are referred to as either "due to/from other funds" (i.e., the current portion of interfund loans) or "advances to/from other funds" (i.e., the non-current portion of interfund loans). All other outstanding balances between funds are reported as "due to/from other funds". Any residual balances outstanding between the governmental activities and business-type activities are reported in the district-wide financial statements as "internal balances".

All receivables are reported at their gross value, and where appropriate, are reduced by the estimated portion that is expected to be uncollectible.

Tuition Revenues - Tuition charges were established by the District based on estimated costs. The charges are subject to adjustment when the final costs are determined and certified by the State Department of Education.

Tuition Expenditures - Tuition charges for the fiscal years 2007-2008 and 2008-2009 were based on rates established by the receiving district. These rates are subject to change when the actual costs have been certified by the State Department of Education.

Property taxes are levied pursuant to law and are collected by the municipality and are transferred to the District as requested. Property tax revenue is recognized in the year they are levied and become available. Property taxes collected in advance of the year-end for which they are levied and transferred to the District are reported as deferred revenues. The tax bills are mailed annually in June by the municipal tax collector and are levied and due in four quarterly installments on August 1, November 1, February 1 and May 1 of the fiscal year. When unpaid, taxes or any other municipal lien, or part thereof, on real property, remains in arrears on April 1st in the year following the calendar year levy when the same became in arrears, the tax collector of the municipality shall, subject to the provisions of New Jersey Statute, enforce the lien by placing the property on a tax sale. The municipality may institute annual "in rem" tax foreclosure proceedings to enforce the tax collection or acquisition of title to the property.

**PATERSON PUBLIC SCHOOLS
 NOTES TO THE BASIC FINANCIAL STATEMENTS
 FOR THE FISCAL YEAR ENDED JUNE 30, 2009**

NOTE 1 SUMMARY OF SIGNIFICANT ACCOUNTING POLICIES (Continued)

D. Assets, Liabilities and Net Assets or Equity (Continued)

3. *Inventories*

The cost of inventories of the governmental fund types are recorded as expenditures at the time individual inventory items are purchased.

Food Service Fund inventories, exclusive of the federal commodities, are valued at cost, using the first-in first-out (FIFO) method. The United States Department of Agriculture (USDA) commodity portion of the Food Service Fund inventory consists of food donated by the USDA. It is valued at estimated market prices by the USDA. The amount of unused commodities at year-end is reported as unearned revenue.

4. *Restricted Assets*

Certain assets are classified as restricted on the balance sheet because they are maintained in separate bank accounts and their use is limited by Lease-Purchase Agreements for capital projects or certificates of participation principal and interest payments.

5. *Capital Assets*

Capital assets, which include property, plant and equipment, are reported in the applicable governmental or business-type activities columns in the district-wide financial statements. Capital assets are defined by the District as assets with an initial, individual cost of \$2,000 and an estimated useful life in excess of two years. Such assets are recorded at historical cost if purchased or estimated historical cost if constructed. Donated capital assets are recorded at estimated fair market value at the date of donation.

The costs of normal maintenance and repairs that do not add to the value of the asset or materially extend assets lives are not capitalized.

Major outlays for capital assets and improvements are capitalized as projects are constructed. Interest incurred during the construction phase of capital assets of business-type activities is included as part of the capitalized value of the assets constructed.

Property, plant, and equipment is depreciated using the straight line method over the following estimated useful lives:

<u>Assets</u>	<u>Years</u>
Buildings	40
Building Improvements	15
Vehicles	10
Office Equipment and Furniture	5-10
Computer Equipment	5

**PATERSON PUBLIC SCHOOLS
NOTES TO THE BASIC FINANCIAL STATEMENTS
FOR THE FISCAL YEAR ENDED JUNE 30, 2009**

NOTE 1 SUMMARY OF SIGNIFICANT ACCOUNTING POLICIES (Continued)

D. Assets, Liabilities and Net Assets or Equity (Continued)

6. *Compensated Absences*

It is the District's policy to permit employees to accumulate earned but unused vacation, personal, and sick leave benefits. A long-term liability of accumulated vacation, personal and sick leave and salary related payments has been recorded in the governmental activities in the district-wide financial statements, representing the District's commitment to fund such costs from future operations. Proprietary Funds accrue accumulated vacation, personal and sick leave and salary related payments in the period that they are earned. A liability is reported in the governmental funds only to the amount actually due at year end as a result of employee resignations and retirements.

7. *Long-term obligations*

In the district-wide financial statements, and proprietary fund types in the fund financial statements, long-term debt and other long-term obligations are reported as liabilities in the applicable governmental activities, business-type activities, or proprietary fund type statement of net assets. Debt premiums and discounts, as well as issuance costs, are deferred and amortized over the life of the debt using the effective interest method. Gains and losses resulting from debt refundings are also deferred and amortized over the life of the refunded debt or new debt whichever is less using the effective interest method. Bonds payable are reported net of the applicable debt premium or discount and refunding gains or losses. Debt issuance costs are reported as deferred charges and amortized over the term of the related debt.

In the fund financial statements, governmental fund types recognize premiums and discounts, as well as debt issuance costs, during the current period. The face amount of debt issued is reported as other financing sources. Premiums received on debt issuances are reported as other financing sources while discounts on debt issuances are reported as other financing uses. Issuance costs, whether or not withheld from the actual debt proceeds received, are reported as debt service expenditures.

8. *Fund Equity*

Reservations of fund balances of governmental funds are created to either (1) satisfy legal covenants that require a portion of the fund balance to be segregated or (2) identify the portion of the fund balance that is appropriated for future expenditures.

Reserved for Encumbrances - This reserve was created to represent encumbrances outstanding at the end of the year based on purchase orders and contracts awarded for which the goods or services have not yet been received at June 30.

Reserved for Capital Reserve - This reserve was created by the District to fund future capital expenditures (See Note 2.)

Reserved for Obligations Under Capital Leases - Proceeds of the lease purchase agreement certificates of participation held by the Trustee to offset final principal payments due on the certificates.

Reserved for Excess Surplus - Designated for Subsequent Year's Expenditures - This reserve was created to represent the June 30, 2008 audited excess surplus that was appropriated in the 2009/2010 original budget certified for taxes.

Reserved for Excess Surplus - This reserve was created to represent the June 30, 2009 audited excess surplus that is required to be appropriated in the 2010/2011 original budget certified for taxes.

**PATERSON PUBLIC SCHOOLS
NOTES TO THE BASIC FINANCIAL STATEMENTS
FOR THE FISCAL YEAR ENDED JUNE 30, 2009**

NOTE 1 SUMMARY OF SIGNIFICANT ACCOUNTING POLICIES (Continued)

D. Assets, Liabilities and Net Assets or Equity (Continued)

8. Fund Equity (Continued)

Designations of fund balance represent tentative management plans that are subject to change.

Designated for Subsequent Year's Expenditures – This designation was created to dedicate the portion of fund balance appropriated in the adopted 2009/2010 District budget certified for taxes.

9. Reclassification

Certain amounts presented in the prior year data have been reclassified in order to be consistent with the current year's presentation.

NOTE 2 STEWARDSHIP, COMPLIANCE AND ACCOUNTABILITY

A. Budgetary Information

In accordance with the requirements of the New Jersey Department of Education ("the Department"), the District annually prepares its operating budget for the forthcoming year. The budget, except for the general fund and special revenue fund, which is more fully explained below and in the required supplementary information, is prepared in accordance with accounting principles generally accepted in the United States of America and serves as a formal plan for expenditures and the proposed means for financing them. Capital lease transactions are accounted for on the GAAP basis.

The annual budget is adopted in the spring of the preceding year for the general, special revenue and debt service funds. The District is not required to adopt an annual budget for the capital projects fund. The budget is submitted to the county superintendent and is voted upon at the annual school election on the third Tuesday in April. Budget adoptions and amendments are recorded in the District's board minutes. The budget is amended by the Board of Trustees as needed throughout the year. The budget for revenues, other resources, other uses, and fund balances is prepared by fund source and amount. The budget for expenditures is prepared by fund, program, function, object and amount. The legal level of budgetary control is established at the line item account within each fund. Line item accounts are defined as the lowest (most specific) level of detail as established pursuant to the minimum chart of accounts referenced in N.J.A.C. 6:20-2A.2(m)1. The District approved several budget transfers during 2008/2009. During 2008/2009 the District increased the original budget by \$7,897,522. The increase was funded by additional grant awards and the reappropriation of prior year general fund encumbrances.

Formal budgetary integration into the accounting system is employed as a management control device during the year. For governmental funds there are no substantial differences between the budgetary basis of accounting and accounting principles generally accepted in the United States of America, with the exception of the legally mandated revenue recognition of the certain state aid payments for budgetary purposes only and the treatment of encumbrances in the special revenue fund as described in the Notes to Required Supplementary Information (RSI). Encumbrance accounting is also employed as an extension of formal budgetary integration in the governmental fund types. Unencumbered appropriations lapse at fiscal year end.

**PATERSON PUBLIC SCHOOLS
 NOTES TO THE BASIC FINANCIAL STATEMENTS
 FOR THE FISCAL YEAR ENDED JUNE 30, 2009**

NOTE 2 STEWARDSHIP, COMPLIANCE AND ACCOUNTABILITY (Continued)

A. Budgetary Information (Continued)

Encumbrance accounting is employed in the governmental funds. Under encumbrance accounting, purchase orders, contracts and other commitments for the expenditure of resources are recorded to reserve a portion of the applicable appropriation. Open encumbrances in governmental funds other than the special revenue fund are reported as reservations of fund balances at fiscal year end as they do not constitute expenditures or liabilities but rather commitments related to unperformed contracts for goods and services which are reappropriated and honored during the subsequent fiscal year.

B. Deficit Fund Equity

The District has an unreserved/undesignated deficit fund balance of \$30,642,819 in the General Fund as of June 30, 2009 as reported in the fund financial statements (modified accrual basis). NJSA 18A:22-44.2 provides that in the event a state school aid payment is not made until the following school budget year, districts must record these state aid payments as revenue, for budget purposes only, in the current school budget year. The bill provides legal authority for school districts to recognize this revenue in the current budget year. GASB Statement No. 33, "Accounting and Financial Reporting for Nonexchange Transactions", requires that intergovernmental transactions (revenue, expenditure, asset, liability) should be recognized in symmetry (i.e., if one government recognizes an asset, the other government recognizes a liability). Since the State of New Jersey is recording certain 2008/2009 budgeted state aid payments in the subsequent fiscal year, the school district cannot recognize such payments on the GAAP (fund) financial statements until the year the State records the payable. Due to the timing difference of recording these state aid payments, the General Fund balance deficit does not alone indicate that the District is facing financial difficulties; however, unless the State of New Jersey budgets the delayed payments in future years, the District may also report fund balance deficits in the future.

Pursuant to NJSA 18A:22-44.2, any negative unreserved, undesignated general fund balance that is reported as a direct result of a delay in the payment of state aid until the following fiscal year, is not considered as a violation of New Jersey Statute or regulation and is not considered an item in need of corrective action. The Districts deficits in the GAAP (fund) financial statements of \$30,642,819 in the general fund is less than the deferred state aid payments.

C. Capital Reserve Account

A capital reserve account was established by the District in 2000. The accumulation of funds will be used for capital outlay expenditures in subsequent fiscal years. The capital reserve account is maintained in the general fund and its activity is included in the general fund annual budget.

Funds placed in the capital reserve account are restricted to capital projects in the district's approved Long Range Facilities Plan (LRFP). Upon submission of the LRFP to the Department, a district may increase the balance in the capital reserve by appropriating funds in the annual general fund budget certified for taxes or by transfer by board resolution at year end of any unanticipated revenue or unexpended line-item appropriation amounts or both. A district may also appropriate additional amounts when the express approval of the voters has been obtained either by a separate proposal at budget time or by a special question at one of the four special elections authorized pursuant to N.J.S.A. 19:60-2. Pursuant to N.J.A.C. 6:23A-14.1(g), the balance in the account cannot at any time exceed the local support costs of uncompleted capital projects in its approved LRFP.

The activity of the capital reserve for the fiscal year ended June 30, 2009 is as follows:

Balance, July 1, 2008	<u>\$ 1,000</u>
Balance, June 30, 2009	<u>\$ 1,000</u>

**PATERSON PUBLIC SCHOOLS
NOTES TO THE BASIC FINANCIAL STATEMENTS
FOR THE FISCAL YEAR ENDED JUNE 30, 2009**

NOTE 2 STEWARDSHIP, COMPLIANCE AND ACCOUNTABILITY (Continued)

D. Transfers to Capital Outlay

During the 2008/2009 school year, the district transferred \$176,482 to the capital outlay accounts. The transfer was made from various other budget line items and was approved by the state monitor to supplement an existing capital project.

E. Calculation of Excess Surplus

In accordance with N.J.S.A. 18A:7F-7, as amended, the designation for Reserved Fund Balance – Excess Surplus is a required calculation pursuant to the New Jersey Comprehensive Educational Improvement and Financing Act of 1996 (CEIFA). New Jersey school districts are required to reserve General Fund fund balance in excess of 2% of budget expenditures at the fiscal year end of June 30 if they did not appropriate a required minimum amount as budgeted fund balance in their subsequent year's budget. The excess fund balance at June 30, 2009 is \$11,968,453. Of this amount, \$1,659,722 was designated and appropriated in the 2009/2010 original budget certified for taxes and the remaining amount of \$10,308,731 will be appropriated in the 2010/2011 original budget certified for taxes.

NOTE 3 DETAILED NOTES ON ALL FUNDS

A. Deposits and Investments

Deposits

The District's deposits are insured through either the Federal Deposit Insurance Corporation (FDIC), Securities Investor Protection Corporation (SIPC) or New Jersey's Governmental Unit Deposit Protection Act. The New Jersey Governmental Unit Deposit Protection Act requires all banks doing business in the State of New Jersey to maintain additional collateral in the amount of 5% of the average public deposits and to deposit these amounts with the Federal Reserve Bank for all deposits not covered by the FDIC.

Bank balances are insured up to \$250,000 in the aggregate by the FDIC for each bank. SIPC replaces cash claims up to a maximum of \$100,000 for each failed brokerage firm. At June 30, 2009, the book value of the District's deposits was \$29,065,010 and bank balances of the District's cash and deposits amounted to \$42,805,644. The District's deposits which are displayed on the balance sheets and statement of net assets as "cash and cash equivalents" are categorized as:

Depository Account

Insured	\$ 27,610,119
Uninsured and Collateralized	<u>15,195,525</u>
	<u>\$ 42,805,644</u>

**PATERSON PUBLIC SCHOOLS
 NOTES TO THE BASIC FINANCIAL STATEMENTS
 FOR THE FISCAL YEAR ENDED JUNE 30, 2009**

NOTE 3 DETAILED NOTES ON ALL FUNDS (Continued)

A. Deposits and Investments (Continued)

Deposits (Continued)

Custodial Credit Risk – Deposits – Custodial credit risk is the risk that in the event of a bank failure, the government’s deposits may not be returned to it. The District does not have a policy for custodial credit risk. As of June 30, 2009 the District’s bank balance of \$15,195,525 was exposed to custodial credit risk as follows:

Depository Account

Uninsured and Collateralized:

Collateral held by pledging financial institution's trust department not in
 the District's name

\$ 15,195,525

Investments

The District is permitted to invest public funds in accordance with the types of securities authorized by N.J.S.A. 18A:20-37. Examples of the allowable investments are bonds or other obligations of the United States or obligations guaranteed by the United States of America, Government Money Market Mutual Funds, bonds or other obligations of the school district or bonds or other obligations of the local unit or units within which the school district is located, Local Government investment pools, and agreements or the repurchase of fully collateralized securities, if transacted in accordance with the above statute.

As of June 30, 2009, the District had the following investments:

Investment Type:

U.S. Government Securities
 New Jersey Assets and Rebate Management (ARM) Program

**Fair
 Value**

\$ 78,079

209,301

\$ 287,380

**PATERSON PUBLIC SCHOOLS
NOTES TO THE BASIC FINANCIAL STATEMENTS
FOR THE FISCAL YEAR ENDED JUNE 30, 2009**

NOTE 3 DETAILED NOTES ON ALL FUNDS (Continued)

A. Deposits and Investments (Continued)

Investments (Continued)

Custodial Credit Risk – Investments – For an investment, this is the risk, that in the event of the failure of the counterparty, the District will not be able to recover the value of its investments or collateral securities that are held by an outside party. The District does not have a policy for custodial risk. As of June 30, 2009, the District's investments were exposed to custodial credit risk as follows:

	<u>Fair Value</u>
Uninsured and Collateralized:	
Collateral held by District's Agent in the District's name	\$ 209,301
Collateral held by pledging financial institutions' trust department or agent but not in the District's name	<u>78,079</u>
	<u>\$ 287,380</u>

Interest Rate Risk – The District does not have a formal investment policy that limits investment maturities as a means of managing its exposure to fair value losses arising from increasing interest rates.

Credit Risk – State law limits investments as noted above (N.J.S.A. 18A:20-37). The District does not have an investment policy that would further limit its investment choices.

Concentration of Credit Risk – The Board places no limit in the amount the District may invest in any one issuer.

The fair value of the above-listed investments were based on quoted market prices provided by the fiscal agent.

B. Receivables

Receivables as of year-end for the district's individual major funds, in the aggregate, including the applicable allowances for uncollectible accounts, are as follows:

	<u>General</u>	<u>Special Revenue</u>	<u>Food Service</u>	<u>Total</u>
Receivables:				
Intergovernmental	\$ 1,785,534	\$ 7,391,729	\$ 2,098,360	\$ 11,275,623
Accounts	<u>882,104</u>	<u>-</u>	<u>-</u>	<u>882,104</u>
Gross Receivables	2,667,638	7,391,729	2,098,360	12,157,727
Less: Allowance for Uncollectibles	<u>-</u>	<u>-</u>	<u>-</u>	<u>-</u>
Net Total Receivables	<u>\$ 2,667,638</u>	<u>\$ 7,391,729</u>	<u>\$ 2,098,360</u>	<u>\$ 12,157,727</u>

**PATERSON PUBLIC SCHOOLS
NOTES TO THE BASIC FINANCIAL STATEMENTS
FOR THE FISCAL YEAR ENDED JUNE 30, 2009**

NOTE 3 DETAILED NOTES ON ALL FUNDS (Continued)

B. Receivables (Continued)

Governmental funds report deferred revenue in connection with receivables for revenues that are not considered to be available to liquidate liabilities of the current period. Governmental funds also defer revenue recognition in connection with resources that have been received, but not yet earned. At the end of the current fiscal year, the various components of deferred revenue reported in the governmental funds were as follows:

	<u>Unearned</u>
General Fund	
Unencumbered Restricted Formula Aid	\$ 21,298
Special Revenue Fund	
Unencumbered Grant Draw Downs	1,612,488
Grant Draw Downs Reserved for Encumbrances	1,046,908
Capital Projects Fund	
Unrealized School Facility Grants	<u>120,000</u>
Total Deferred Revenue for Governmental Funds	<u>\$ 2,800,694</u>

C. Capital Assets

Capital asset activity for the year ended June 30, 2009 was as follows:

	Balance, <u>July 1, 2008</u> (Restated)	<u>Increases</u>	<u>Decreases</u>	Balance, <u>June 30, 2009</u>
Governmental Activities:				
Capital assets, not being depreciated:				
Land	\$ 9,006,387			\$ 9,006,387
Construction in progress	<u>67,745,787</u>	\$ 25,387,589	\$ (923,227)	<u>92,210,149</u>
Total capital assets, not being depreciated	<u>76,752,174</u>	<u>25,387,589</u>	<u>(923,227)</u>	<u>101,216,536</u>
Capital assets, being depreciated:				
Buildings and Building Improvements	286,590,046	69,546		286,659,592
Machinery and equipment	<u>12,094,000</u>	<u>2,028,993</u>	<u>-</u>	<u>14,122,993</u>
Total capital assets being depreciated	<u>298,684,046</u>	<u>2,098,539</u>	<u>-</u>	<u>300,782,585</u>
Less accumulated depreciation for:				
Buildings and Building Improvements	(86,227,538)	(14,937,878)		(101,165,416)
Machinery and equipment	<u>(9,369,638)</u>	<u>(1,915,417)</u>	<u>-</u>	<u>(11,285,055)</u>
Total accumulated depreciation	<u>(95,597,176)</u>	<u>(16,853,295)</u>	<u>-</u>	<u>(112,450,471)</u>
Total capital assets, being depreciated, net	<u>203,086,870</u>	<u>(14,754,756)</u>	<u>-</u>	<u>188,332,114</u>
Governmental activities capital assets, net	<u>\$ 279,839,044</u>	<u>\$ 10,632,833</u>	<u>\$ (923,227)</u>	<u>\$ 289,548,650</u>

**PATERSON PUBLIC SCHOOLS
 NOTES TO THE BASIC FINANCIAL STATEMENTS
 FOR THE FISCAL YEAR ENDED JUNE 30, 2009**

NOTE 3 DETAILED NOTES ON ALL FUNDS (Continued)

C. Capital Assets (Continued)

	<u>Balance, July 1, 2008</u>	<u>Increases</u>	<u>Adjustments/ Decreases</u>	<u>Balance, June 30, 2009</u>
Business-Type Activities:				
Capital assets, being depreciated:				
Facilities Improvements	\$ 1,352,656			\$ 1,352,656
Machinery and equipment	<u>1,797,388</u>	<u>-</u>	<u>-</u>	<u>1,797,388</u>
 Total capital assets being depreciated	 <u>3,150,044</u>	 <u>-</u>	 <u>-</u>	 <u>3,150,044</u>
 Less accumulated depreciation for:				
Facilities Improvements	(1,217,386)	\$ (135,265)		(1,352,651)
Machinery and equipment	<u>(1,494,480)</u>	<u>(95,413)</u>	<u>-</u>	<u>(1,589,893)</u>
 Total accumulated depreciation	 <u>(2,711,866)</u>	 <u>(230,678)</u>	 <u>-</u>	 <u>(2,942,544)</u>
 Total capital assets, being depreciated, net	 <u>438,178</u>	 <u>(230,678)</u>	 <u>-</u>	 <u>207,500</u>
 Business-Type Activities capital assets, net	 <u>\$ 438,178</u>	 <u>\$ (230,678)</u>	 <u>\$ -</u>	 <u>\$ 207,500</u>

**PATERSON PUBLIC SCHOOLS
 NOTES TO THE BASIC FINANCIAL STATEMENTS
 FOR THE FISCAL YEAR ENDED JUNE 30, 2009**

NOTE 3 DETAILED NOTES ON ALL FUNDS (Continued)

C. Capital Assets (Continued)

Depreciation expense was charged to functions/programs of the primary government as follows:

Governmental Activities:

Instruction	
Regular	\$ 1,805,568
Special	105,467
Other Instruction	382,108
School-Sponsored/Other Instructional	<u>61,560</u>
 Total Instruction	 <u>2,354,703</u>
 Support Services	
Support Services-Students	2,653,400
General Administration	432,218
School Administration	552,368
Central and Other Support Services	879,097
Operations and Maintenance of Plant	9,953,425
Student Transportation	<u>28,084</u>
 Total Support Services	 <u>14,498,592</u>
 Total Governmental Funds	 <u>16,853,295</u>
 Total Depreciation Expense - Governmental Activities	 <u>\$ 16,853,295</u>
 Business-Type Activities:	
Food Service Fund	<u>\$ 230,678</u>

**PATERSON PUBLIC SCHOOLS
 NOTES TO THE BASIC FINANCIAL STATEMENTS
 FOR THE FISCAL YEAR ENDED JUNE 30, 2009**

NOTE 3 DETAILED NOTES ON ALL FUNDS (Continued)

D. Interfund Receivables, Payables, and Transfers

The composition of interfund balances as of June 30, 2009, is as follows:

Due to/from other funds

<u>Receivable Fund</u>	<u>Payable Fund</u>	<u>Amount</u>
General Fund	Special Revenue Fund	\$ 2,051,491
General Fund	Food Service Fund	7,207,578
General Fund	Agency Fund	<u>4,076</u>
 Total		 <u>\$ 9,263,145</u>

The above balances are the result of revenues earned in one fund which are due to another fund and expenditures paid by one fund on behalf of another fund

The District expects all interfund balances to be liquidated within one year.

Interfund transfers

	<u>Transfer In:</u>		
	<u>General</u>	<u>Special Revenue</u>	<u>Total</u>
Transfer Out:			
General Fund		\$ 3,944,501	\$ 3,944,501
Special Revenue Fund	\$ 8,068,737	-	<u>8,068,737</u>
Total Transfers Out	<u>\$ 8,068,737</u>	<u>\$ 3,944,501</u>	<u>\$ 12,013,238</u>

The above transfers are the result of revenues earned in one fund to finance expenditures in another fund.

**PATERSON PUBLIC SCHOOLS
 NOTES TO THE BASIC FINANCIAL STATEMENTS
 FOR THE FISCAL YEAR ENDED JUNE 30, 2009**

NOTE 3 DETAILED NOTES ON ALL FUNDS (Continued)

E. Leases

Operating Leases

The Paterson Public Schools has entered into the following operating lease in connection with the rental of buildings:

	<u>Lease Term</u>	<u>2008/09 Lease Payments</u>
160 Ward Street	Month to Month	\$ 70,846
137 Elisson Street	12/31/11	331,473
133 Elisson Street	Month to Month	79,054
88 Danforth Avenue	6/30/2010	278,688
YMCA	6/30/2009	17,820
39 East 39th Street	8/31/2009	75,230
11-27 St. & Sixteenth Ave.	7/31/2011	662,149
16-32 Spruce Street	8/31/2011	167,760
408 Grand Street	3/31/2009	80,872
175 Main Street	7/31/2012	425,688
Sheridan Avenue	7/31/2012	336,130
264-21st Avenue	8/31/2010	85,535
47 State Street	2/28/2014	365,222
St. Anthony's RC Church	11/13/2009	160,250
90 Delaware Avenue	12/31/2024	455,683
Don Bosco	Month to Month	-
		<u>\$ 3,592,400</u>

Lease Purchase Agreements

The District has entered into lease purchase agreements and issued certificates of participation ("COPS") as follows:

<u>Series</u>	<u>Date of Issuance</u>	<u>Certificates Issued</u>	<u>Interest Rate</u>	<u>Lessor</u>	<u>Agent</u>
Improvements	11/1/1999	\$16,000,000	Var.	AGI Leasing	First Union Securities
Refunding	12/20/2007	11,070,000	3.25-4.00%		

The proceeds from the sale of the original 1999 certificates were allocated as follows:

Construction	\$15,406,444
Costs of Issuance	<u>593,556</u>
	<u>\$16,000,000</u>

**PATERSON PUBLIC SCHOOLS
 NOTES TO THE BASIC FINANCIAL STATEMENTS
 FOR THE FISCAL YEAR ENDED JUNE 30, 2009**

NOTE 3 DETAILED NOTES ON ALL FUNDS (Continued)

E. Leases (Continued)

Lease Purchase Agreements (Continued)

The unexpended proceeds from the sale of the 1999 certificates, including interest earned on balances which remain on deposit are held with the respective agents. The following is a summary of balances by account type as of June 30, 2009:

Construction	\$209,212
Principal	78,019
Cost of Issuance	60
Accrued Interest	<u>89</u>
	<u>\$287,380</u>

The District partially refunded the 1999 Certificates of Participation outstanding in the aggregate amount of \$10,080,000 with the issuance of the 2007 refunding certificates in the amount of \$11,070,000. The refunded 1999 Certificates of Participation will be called for prior redemption on November 1, 2009 for the first maturing certificates dated November 1, 2010 and thereafter.

The maturity schedule of the remaining lease payments for principal and interest is as follows:

Governmental Activities:

Year Ended <u>June 30,</u>	<u>Certificates of Participation</u>		<u>Total</u>
	<u>Principal</u>	<u>Interest</u>	
2010	\$ 880,000	\$ 429,900	\$ 1,309,900
2011	910,000	393,133	1,303,133
2012	940,000	362,835	1,302,835
2013	970,000	330,350	1,300,350
2014	1,005,000	295,788	1,300,788
2015-2019	5,675,000	842,100	6,517,100
2020	<u>1,280,000</u>	<u>25,600</u>	<u>1,305,600</u>
	<u>\$ 11,660,000</u>	<u>\$ 2,679,706</u>	<u>\$ 14,339,706</u>

**PATERSON PUBLIC SCHOOLS
NOTES TO THE BASIC FINANCIAL STATEMENTS
FOR THE FISCAL YEAR ENDED JUNE 30, 2009**

NOTE 3 DETAILED NOTES ON ALL FUNDS (Continued)

F. Long-Term Debt

Intergovernmental Loan Payable (Type I School Debt)

The City of Paterson, on behalf of the District, has entered into loan agreements with the New Jersey Economic Development Authority to provide funds for remodeling projects. The City also pays the related debt service as part of the City budget. The debt service, on such loans is included as part of the school tax rate. The outstanding loans on the City's financial statements as of June 30, 2009 are as follows:

Loans payable at June 30, 2009 are comprised of the following:

\$4,965,057, 1993 Loan due in Semi-annual installments of \$261,348 to \$363,836 through July 15, 2013 interest at 5.288%	\$1,593,615
\$4,965,056, 1993 Loan due in Semi-annual installments of \$261,319 Through July 15, 2013, interest at 1.5%	<u>1,281,681</u>
Grand Total	<u>\$2,875,296</u>

Statutory Borrowing Power

The District's remaining borrowing power under N.J.S. 18A:24-19, as amended, at June 30, 2009 was as follows:

6% of Equalized Valuation Basis (Municipal)	\$ 489,909,762
Less: Net Debt (Type I School Debt)	<u>2,875,296</u>
Remaining Borrowing Power	<u>\$ 487,034,466</u>

Prior Year Defeasance of Debt

In prior years, the District's defeased certain Certificates of Participation (COPs) by placing the proceeds of new certificates in an in evocable trust to provide for all future debt service payments on the old certificates. Accordingly, the trust account assets and liabilities for the defeased certificates are not included in the District's financial statements. On June 30, 2009, \$10,080,000 of certificates outstanding are considered defeased.

**PATERSON PUBLIC SCHOOLS
NOTES TO THE BASIC FINANCIAL STATEMENTS
FOR THE FISCAL YEAR ENDED JUNE 30, 2009**

NOTE 3 DETAILED NOTES ON ALL FUNDS (Continued)

F. Long-Term Debt (Continued)

Changes in Long-Term Liabilities

Long-term liability activity for the year ended June 30, 2009, was as follows:

	Balance, <u>July 1, 2008</u>	<u>Additions</u>	<u>Reductions</u>	Balance, <u>June 30, 2009</u>	Due Within <u>One Year</u>
Governmental Activities:					
Lease-Purchase Agreement ("COPS")	\$ 12,495,000		\$ (835,000)	\$ 11,660,000	\$ 880,000
Less:					
Unamortized Original Issue Discount	(42,866)		4,068	(38,798)	
Unamortized Deferred Amount on Refunding	(644,880)	-	61,202	(583,678)	-
Total Lease - Purchase Agreements, Net	11,807,254	-	(769,730)	11,037,524	880,000
Claims and Judgments					
Accrued Liability for Insurance Claims	84,315		84,315		
Compensated absences	9,102,277	\$ 3,116,764	(4,319,809)	7,899,232	2,906,250
Governmental activity					
Long-term liabilities	<u>\$ 20,993,846</u>	<u>\$ 3,116,764</u>	<u>\$ (5,005,224)</u>	<u>\$ 18,936,756</u>	<u>\$ 3,786,250</u>

For the governmental activities, compensated absences and claims and judgements are generally liquidated by the general fund.

NOTE 4 OTHER INFORMATION

A. Risk Management

The District is exposed to various risks of loss related to property, general liability, automobile coverage, theft of, damage to and destruction of assets; errors and omissions; injuries to employees; student accidents; termination of employees and natural disasters. The District has obtained commercial insurance coverage to guard against these events to minimize the exposure to the District should they occur. A complete schedule of insurance coverage can be found in the statistical section of this Comprehensive Annual Financial Report.

The District has established a worker's compensation plan for its employees. Transactions related to the plan are accounted for in the General Fund. The District funds the entire cost of the plan. Claims are paid directly by the plan up to a maximum of \$350,000 for any one accident or occurrence, with any excess benefit being reimbursed through a Re-Insurance Agreement with Employers Reinsurance Corporation. A contingent liability exists with respect to reinsurance, which would become an actual liability in the event the reinsuring company may not be able to meet their obligations to the District under existing reinsurance agreements.

**PATERSON PUBLIC SCHOOLS
NOTES TO THE BASIC FINANCIAL STATEMENTS
FOR THE FISCAL YEAR ENDED JUNE 30, 2009**

NOTE 4 OTHER INFORMATION (Continued)

A. Risk Management (Continued)

Estimates of claims payable and of claims incurred, but not reported at June 30, 2009, are reported as claims and judgments payable of \$4,221,919 and accrued liability for insurance claims of \$67,035, respectively. These estimates were determined based on claim information supplied by the claims administrator and actuary. The unpaid claims liability of \$4,288,954 reported at June 30, 2009 is based on the requirements of the Governmental Accounting Standards Board Statement No. 10, which requires that a liability for claims be reported if information prior to the issuance of the financial statements indicates that it is probable that a liability has been incurred at the date of the financial statements and the amount of the loss can be reasonably estimated.

Changes in the balances of claims liabilities for the workmen's compensation plan for the fiscal years ended June 30, 2009 and 2008 are as follows:

Governmental Activities:	<u>Fiscal Year Ended</u>	
	<u>June 30, 2009</u>	<u>June 30, 2008</u>
Unpaid Claims, Beginning of Year	\$ 5,129,371	\$ 4,819,527
Incurred Claims (Including IBNR)	1,283,791	2,568,295
Claim Payments	<u>(2,124,208)</u>	<u>(2,258,451)</u>
Unpaid Claims, End of Year	<u>\$ 4,288,954</u>	<u>\$ 5,129,371</u>
Analysis of Claims Liability		
General Fund	\$ 4,288,954	\$ 5,045,056
Long-Term Liabilities	<u>-</u>	<u>84,315</u>
	<u>\$ 4,288,954</u>	<u>\$ 5,129,371</u>

There has been no significant reduction in insurance coverage from the previous year nor have there been any settlements in excess of insurance coverage's in any of the prior three years.

**PATERSON PUBLIC SCHOOLS
 NOTES TO THE BASIC FINANCIAL STATEMENTS
 FOR THE FISCAL YEAR ENDED JUNE 30, 2009**

NOTE 4 OTHER INFORMATION (Continued)

A. Risk Management (Continued)

The District has elected to fund its New Jersey Unemployment Compensation Insurance under the "Benefit Reimbursement Method". Under this plan the District is required to reimburse the New Jersey Unemployment Trust Fund for benefits paid to its former employees and charged to its account with the State. The District is billed quarterly for amounts due to the State. The following is a summary of District contributions, employee contributions, reimbursements to the State for benefits paid and the ending balance of the District's fiduciary trust fund for the current and previous two years:

Year Ended June 30,	District Contributions	Employee Contributions	Amount Reimbursed	Ending Balance (Deficit)
2009	\$ 800,000	\$ 635,329	\$ 809,873	\$ 1,154,559
2008	788,482	526,461	736,211	524,182
2007	150,000	525,269	1,295,273	(59,608)

B. Contingent Liabilities

Pending Litigation - The District is a party defendant in some lawsuits, none of a kind unusual for a school district of its size and scope of operation. In the opinion of the Board's Attorney's the potential claims against the District not covered by insurance policies would not materially affect the financial condition of the District.

Federal and State Awards - The District participates in a number of federal and state programs that are fully or partially funded by grants received from other governmental units. Expenditures financed by grants are subject to audit by the appropriate grantor government. If expenditures are disallowed due to noncompliance with grant program regulations, the District may be required to reimburse the grantor government. As of June 30, 2009, significant amounts of grant expenditures have not been audited by the various grantor agencies but the District believes that disallowed expenditures, if any, based on subsequent audits will not have a material effect on any of the individual governmental funds or the overall financial position of the District.

C. Federal Arbitrage Regulations

The District is subject to Section 148 of the Internal Revenue Code as it pertains to the arbitrage rebate on all tax-exempt obligations, both long and short-term debt. Under the 1986 Tax Reform Act, the Internal Revenue Service (IRS) required that all excess earnings from investment proceeds be rebated to the IRS. Arbitrage, for purposes of these regulations, is defined as the difference between the yield on the investment and the yield on the obligations issued. If there are excess earnings, this amount may be required to be rebated to the IRS. At June 30, 2009, the District had no estimated arbitrage earnings due to the IRS.

**PATERSON PUBLIC SCHOOLS
NOTES TO THE BASIC FINANCIAL STATEMENTS
FOR THE FISCAL YEAR ENDED JUNE 30, 2009**

NOTE 4 OTHER INFORMATION (Continued)

D. Employee Retirement Systems and Pension Plans

The State of New Jersey sponsors and administers the following contributory defined benefit public employee retirement systems (retirement systems) covering substantially all eligible Board employees:

Public Employees' Retirement System (PERS) – Established in January 1955, under the provisions of N.J.S.A. 43:15A to provide coverage, including post-retirement health care, to substantially all full time employees of the State or any county, municipality, school district, or public agency provided the employee is not a member of another State-administered retirement system. Membership is mandatory for such employees and vesting occurs after 8 to 10 years of service for pension benefits and 25 years for post-retirement health care coverage.

Teachers' Pension and Annuity Fund (TPAF) – Established in January 1955, under the provisions of N.J.S.A. 18A:66 to provide coverage including post-retirement health care to substantially all full time certified teachers or professional staff of the public school systems in the State. Membership is mandatory for such employees and vesting occurs after 10 years of service for pension benefits and 25 years for post-retirement health care coverage.

Other Pension Funds

The State established and administers a Supplemental Annuity Collective Trust Fund (SACT) which is available to active members of the State-administered retirement systems to purchase annuities to supplement the guaranteed benefits provided by their retirement system. The state or local government employers do not appropriate funds to SACT.

The cost of living increase for PERS and TPAF, are funded directly by each of the respective systems and are considered in the annual actuarial calculation of the required State contribution for the system.

According to state law, all obligations of each retirement system will be assumed by the State of New Jersey should any retirement system be terminated.

The State of New Jersey, Department of the Treasury, Division of Pensions and Benefits, issues publicly available financial reports that include the financial statements and required supplementary information of each of the above systems, funds, and trusts. The financial reports may be accessed via the State of New Jersey, Department of the Treasury, Division of Pensions and Benefits, website at www.state.nj.us/treasury/pensions.

Basis of Accounting

The financial statements of the retirement systems are prepared on the accrual basis of accounting. Employer contributions are recognized when payable to the retirement systems. Benefits or refunds are recognized when due and payable in accordance with the terms of the retirement systems.

Investment Valuation

Investments are reported at fair value. Securities traded on a national or international exchange are valued at the last reported sales price at current exchange rates. Mortgages are valued on the basis of future principal and interest payments, and are discounted at prevailing interest rates for similar instruments. The fair value of real estate investments is based on independent appraisals. Investments that do not have an established market are reported at estimated fair values.

**PATERSON PUBLIC SCHOOLS
NOTES TO THE BASIC FINANCIAL STATEMENTS
FOR THE FISCAL YEAR ENDED JUNE 30, 2009**

NOTE 4 OTHER INFORMATION (Continued)

D. Employee Retirement Systems and Pension Plans (Continued)

Investment Valuation (Continued)

The State of New Jersey, Department of the Treasury, Division of Investment, issues publicly available financial reports that include the financial statements of the State of New Jersey Cash Management Fund, Common Pension Fund A, Common Pension Fund B, Common Pension Fund D and Common Pension Fund E. The financial reports may be obtained in writing to the State of New Jersey, Department of the Treasury, Division of Investment, P.O. Box 290, Trenton, New Jersey 08625-0290.

Significant Legislation

P.L. 2007, c.92, implemented certain recommendations contained in the December 1, 2006 report of the Joint Legislative Committee on Public Employee Benefits Reform: established a Defined Contribution Retirement Program (DCRP) for elected and certain appointed officials, effective July 1, 2007; closed the Workers' Compensation Judges part of PERS to new members, effective July 1, 2007; eliminated the four percent fixed rate of interest for loans from the defined benefit plans and provided that the rate of interest will be set by the State Treasurer at a commercially reasonable rate as required by the Internal Revenue Code and permitted that an administrative processing fee may be charged for such loans. It also removed language from existing law that permits the State Treasurer to reduce employer pension contributions needed to fund the system when excess assets are available.

P.L. 2007, c.103, certain parts effective July 1, 2007, provided for the following: changed employee contribution rates of TPAF, PERS (State employees only) and DCRP to 5.5 percent of annual compensation; imposed an annual maximum wage contribution base and a new retirement age to new employees; implemented changes to State Health Benefits Program (SHBP) and established for State employees an employee contribution of 1.5 percent of the employee's base salary.

Public Law 2009, c.19 (S-21) was enacted on March 17, 2009 and allows the Division of Pensions and Benefits to provide non-state government pension system employers the option of paying the full amount, or an amount that reflects a 50 percent reduction of the normal and accrued liability component of the PERS and/or PFRS obligations for payments due in the State fiscal year ending June 30, 2009. These payments were due on April 1, 2009.

Funding Status and Funding Progress

As of June 30, 2007, the most recent actuarial valuation date, the aggregate funded ratio for all the State administered retirement systems including TPAF and PERS, is 76.0 percent with an unfunded actuarial accrued liability of \$28.4 billion.

The funded status and funding progress of the retirement systems is based on actuarial valuations which involve estimates of the value of reported amounts and assumptions about the probability of events far into the future. These amounts are subject to continual revision as actual results are compared to past expectations and new estimates are made about the probability of future events.

Actuarial calculations reflect a long-term perspective and are based on the benefits provided under the terms of the retirement systems in effect at the time of each valuation and also consider the pattern of the sharing of costs between the employer and members at that point in time. The projection of benefits for financing reporting purposes does not explicitly incorporate the potential effects of legal or contractual limitations on the pattern of cost sharing between the employer and members in the future.

**PATERSON PUBLIC SCHOOLS
 NOTES TO THE BASIC FINANCIAL STATEMENTS
 FOR THE FISCAL YEAR ENDED JUNE 30, 2009**

NOTE 4 OTHER INFORMATION (Continued)

D. Employee Retirement Systems and Pension Plans (Continued)

Actuarial Methods and Assumptions

In the June 30, 2007 actuarial valuation, the projected unit credit was used as the actuarial cost method, and the five year average of market value was used as the asset valuation method for the retirement systems. The actuarial assumptions included (1) 8.25 percent for investment rate of return for the retirement systems and (2) 5.45 percent for projected salary increases for the PERS and 5.74 percent for TPAF.

Employer and Employee Pension Contributions

The contribution policy is set by laws of the State of New Jersey and contributions are required by active members and participating employers. Plan member and employer contributions may be amended by State of New Jersey legislation. The pension funds provide for employee contributions based on 5.5% for PERS and 5.5% for TPAF of the employee's annual compensation. Employers are required to contribute at an actuarially determined rate in all Funds except the SACT. The actuarially determined employer contribution includes funding for cost-of-living adjustments and noncontributory death benefits in the PERS and TPAF.

Annual Pension Costs (APC)

During the year ended June 30, 2009 for TPAF, which is a cost sharing plan with special funding situations, annual pension cost differs from the annual required contribution. For PERS, which is a cost sharing multi-employer defined benefit pension plan, the annual pension cost equals the annual required contribution. TPAF employer contributions are made annually by the State of New Jersey to the pension system on behalf of the Board. PERS employer contributions are made annually by the Board to the pension system in accordance with Chapter 114, P.L. 1997.

During the years ended June 30, 2009, 2008 and 2007 the Board was required to contribute for PERS and the State of New Jersey was required to contribute for TPAF for normal cost pension contributions, including non-contributory group life insurance (NCGI) the following amounts:

Year Ended June 30,	<u>PERS</u>	On-behalf <u>TPAF</u>
2009	\$ 3,651,033	\$ 705,196
2008	2,745,781	15,820,168
2007	1,622,444	16,967,513

During 2008/09 school year, the State of New Jersey did not contribute to the TPAF for normal cost pension. The State only contributed \$705,196 for the NCGI premium.

Also, in accordance with N.J.S.A. 18A:66-66 the State of New Jersey reimbursed the Board \$14,749,591 during the year ended June 30, 2009 for the employer's share of social security contributions for TPAF members as calculated on their base salaries. This amount, along with the on-behalf TPAF pension contribution, has been included in the district-wide financial statements and the fund financial statements as a revenue and expenditure in accordance with GASB No. 24.

**PATERSON PUBLIC SCHOOLS
NOTES TO THE BASIC FINANCIAL STATEMENTS
FOR THE FISCAL YEAR ENDED JUNE 30, 2009**

NOTE 4 OTHER INFORMATION (Continued)

E. Post-Retirement Medical Benefits

The State of New Jersey sponsors and administers the post-retirement health benefit program plans for school districts.

As a result of implementing Governmental Accounting Standards Board (GASB) Statement No. 43, *Financial Reporting for Post-employment Benefit Plans Other than Pension Plans* (OPEB), effective for Fiscal Year 2007, the State Health Benefits Program (SHBP), and the Prescription Drug Program (PDP), and Post-Retirement Medical (PRM) of the PERS and TPAF are combined and reported as Pension and Other employee Benefit Trust funds in the State's Comprehensive Annual Financial Report (CAFR). Specifically, SHBP-State, PDP-State, and the PRM of the PERS are combined and reported as a Health Benefits Program Fund – State classified as a single employer plan. The SHBP-Local, PDP-Local, and the PRM of the TPAF are combined and reported as Health Benefits Program Fund –Local classified as a cost-sharing multiple-employer plan in the State's CAFR. The health benefit programs had a total of 452 state and local participating employers and contributing entities for Fiscal Year 2008.

The State of New Jersey, Department of the Treasury, Division of Pensions and Benefits, issues publicly available financial reports that include the financial statements and required supplementary information of the above Funds. The financial reports may be accessed via the State of New Jersey, Department of the Treasury, Division of Pensions and Benefits, website at www.state.nj.us/treasury/pensions.

Basis of Accounting

The financial statements of the health benefit programs are prepared on the accrual basis of accounting. Employer contributions are recognized when payable to the health benefit programs. Benefits or refunds are recognized when due and payable in accordance with the terms of the health benefit programs.

Investment Valuation

Investments are reported at fair value. Investments that do not have an established market are reported at estimated fair values.

Funded Status and Funding Progress

As of June 30, 2007, the most recent actuarial valuation date, the State had a \$50.6 billion unfunded actuarial accrued liability for other postemployment benefits (OPEB) which is made up to \$18.4 billion for state active and retired members and \$32.2 billion for education employees and retirees that become the obligation of the State of New Jersey upon retirement.

The funded status and funding progress of the OPEB is based on actuarial valuations which involve estimates of the value of reported amounts and assumptions about the probability of events in the future. These amounts are subject to continual revision as actual results are compared to past expectations and new estimates are made about the probability of future events.

Actuarial calculations reflect a long-term perspective and are based on the benefits provided under the terms of the OPEB in effect at the time of each valuation and also consider the pattern of the sharing of costs between the employer and members at the point in time. The projection of benefits for financial reporting purposes does not explicitly incorporate the potential effects of legal contractual funding limitations on the pattern of cost sharing between the employer and members in the future.

**PATERSON PUBLIC SCHOOLS
NOTES TO THE BASIC FINANCIAL STATEMENTS
FOR THE FISCAL YEAR ENDED JUNE 30, 2009**

NOTE 4 OTHER INFORMATION (Continued)

E. Post-Retirement Medical Benefits

Actuarial Methods and Assumptions

In the June 30, 2007, actuarial valuation, the projected unit credit was used as the actuarial cost method, and the market value was used as asset valuation method for the OPEB. The actuarial assumptions included 4.50 percent for investment rate of return for the OPEB.

Post-Retirement Medical Benefits Contributions

P.L. 1987, c. 384 and P.L. 1990, c.6 required the Teachers' Pension and Annuity Fund (TPAF) and Public Employees' Retirement System (PERS), respectively to fund post-retirement medical benefits for those State employees and education employees who retire after accumulating 25 years of credited service or on a disability retirement. P.L. 2007, c.103 amended the law to eliminate the funding of post-retirement medical benefits through the TPAF and PERS. It created separate funds outside of the pension plans for the funding and payment of post-retirement medical benefits for retired State employees and retired educational employees. As of June 30, 2008, there were 80,181 retirees receiving post-retirement medical benefits. The cost of these benefits is funded through contributions by the State and in accordance with P.L. 1994, c.62. Funding of post-retirement medical benefits changed from a pre-funding basis to a pay-as-you-go basis beginning in Fiscal Year 1994.

The State is also responsible for the cost attributable to P.L. 1992, c.126, which provides free health benefits to members of PERS and the Alternate Benefit Program who retired from a board of education with 25 years of service. The State paid \$116.0 million toward Chapter 126 benefits for 12,545 eligible retired members in fiscal year 2008.

The State sets the contribution rate based on a pay as you go basis and not on the *annual required contribution of the employers (ARC)*, an amount actuarially determined in accordance with the parameters of GASB Statement 45. The ARC represents a level of funding that, if paid on an ongoing basis, is projected to cover normal cost each year and amortize any unfunded actuarial liabilities (or funding excess) of the plan over a period not to exceed thirty years. The State's contributions to the State Health Benefits Program Fund for TPAF retirees' post-retirement benefits on behalf of the School District for the years ended June 30, 2009, 2008 and 2007 were \$13,453,365, \$9,741,697 and \$9,210,913, respectively, which equaled the required contributions for each year. The State's contributions to the State Health Benefits Program Fund for PERS retirees' post-retirement benefits on behalf of the School District was not determined or made available by the State of New Jersey.

**PATERSON PUBLIC SCHOOLS
NOTES TO THE BASIC FINANCIAL STATEMENTS
FOR THE FISCAL YEAR ENDED JUNE 30, 2009**

NOTE 4 OTHER INFORMATION (Continued)

F. Restatements

The beginning balances of capital assets for governmental activities have been restated for capital assets amounts at June 30, 2008 to reflect the updated land values of \$690,767 reflected in the capital assets inventory report prepared by the District as well as payments made on behalf of the District by the School Development Authority (SDA) of \$18,838,468 which were previously unrecorded. The unrecorded SDA on-behalf payments should have been reflected as capital grants and contributions on the statement of activities governmental activities in the amount of \$18,838,468. In addition, the unrecorded SDA on behalf payments should have been reflected on the governmental fund statement of revenues, expenditures and changes in fund balance for the fiscal year ended June 30, 2008 as state aid revenue and a corresponding capital outlay expenditure of \$18,838,468 in the Capital Projects Fund.

	Beginning Balance Prior to <u>Restatement</u>	<u>Restatement</u>	Beginning Balance <u>Restated</u>
Governmental Activities			
Capital Assets, Not Being Depreciated			
Land	\$ 8,315,620	\$ 690,767	\$ 9,006,387
Construction in Progress	48,907,319	18,838,468	67,745,787
Total Capital Assets, Not Being Depreciated	57,222,939	19,529,235	76,752,174
Total Governmental Activities Assets	297,222,357	19,529,235	316,751,592
Net Assets			
Investments in Capital Assets, Net of Related Debt	249,043,737	19,529,235	268,572,972
Total Net Assets	250,461,560	19,529,235	269,990,795

BUDGETARY COMPARISONS

**PATERSON PUBLIC SCHOOLS
BUDGETARY COMPARISON SCHEDULE
GENERAL FUND
FOR THE FISCAL YEAR ENDED JUNE 30, 2009**

	Original Budget	Budget Transfers	Final Budget	Actual	Variance Final Budget to Actual
REVENUES:					
Local Sources:					
Property Tax Levy	\$ 37,457,650	-	\$ 37,457,650	\$ 37,457,650	-
Tuition	33,533	-	33,533	182,207	\$ 148,674
Miscellaneous	3,025,000	-	3,025,000	6,969,148	3,944,148
Total - Local Sources	40,516,183	-	40,516,183	44,609,005	4,092,822
State Sources:					
Special Education Aid	13,122,932	-	13,122,932	13,122,932	-
Extraordinary Aid	1,328,889	\$ 2,551,664	3,880,553	3,880,553	-
Security Aid	9,616,794	-	9,616,794	9,616,794	-
Adjustment Aid	45,969,202	(2,551,664)	43,417,538	43,417,538	-
Equalization Aid	317,511,140	-	317,511,140	315,955,549	(1,555,591)
Transportation Aid	2,886,325	-	2,886,325	2,886,325	-
Other State Aid	2,550,060	(1,155,060)	1,395,000	1,395,000	-
Non Public Transportation Reimbursement	-	-	-	136,609	136,609
Internal Audit State Reimbursement	-	-	-	226,975	226,975
Adult & Post Graduate Aid	-	1,155,060	1,155,060	1,155,060	-
TPAF Pension (On-Behalf - Non-Budgeted)	-	-	-	705,196	705,196
TPAF Post Retirement Medical (On-Behalf - Non-Budgeted)	-	-	-	13,453,365	13,453,365
TPAF Social Security (Reimbursed - Non-Budgeted)	-	-	-	14,749,591	14,749,591
Total State Sources	392,985,342	-	392,985,342	420,701,487	27,716,145
Federal Sources:					
Impact Aid	-	-	-	-	-
Medical Assistance Program	1,070,000	-	1,070,000	1,056,632	(13,368)
Total - Federal Sources	1,070,000	-	1,070,000	1,056,632	(13,368)
Total Revenues	434,571,525	-	434,571,525	466,367,124	31,795,599
EXPENDITURES:					
Current Expense:					
Regular Programs - Instruction					
Kindergarten - Salaries of Teachers	6,554,218	(96,830)	6,457,388	6,429,433	27,955
Grades 1-5 - Salaries of Teachers	43,143,161	2,936,445	46,079,606	45,754,229	325,377
Grades 6-8 - Salaries of Teachers	25,160,564	(383,157)	24,777,407	24,741,392	36,015
Grades 9-12 - Salaries of Teachers	36,167,688	(1,005,989)	35,161,699	35,033,582	128,117
Regular Programs - Home Instruction:					
Salaries of Teachers	700,000	221,885	921,885	921,885	-
Other Salaries for Instruction	-	-	-	-	-
Purchased Professional-Educational Services	244,210	28,485	272,695	70,773	201,922
Purchased Technical Services	-	-	-	-	-
Other Purchased Services (400-500 series)	-	-	-	-	-
General Supplies	-	-	-	-	-
Textbooks	-	-	-	-	-
Other Objects	-	-	-	-	-
Regular Programs - Undistributed Instruction					
Other Salaries for Instruction	5,223,526	(512,831)	4,710,695	4,612,125	98,570
Purchased Prof and Tech Services	-	248	248	248	-
Purchased Professional-Educational Services	391,130	53,800	444,930	240,971	203,959
Purchased Technical Services	624,583	260,515	885,098	764,197	120,901
Other Purchased Services	-	3,500	3,500	2,394	1,106
Other Purchased Services (400-500 series)	494,377	(82,871)	411,506	246,927	164,579
General Supplies	7,297,860	308,651	7,606,511	5,484,998	2,121,513
Textbooks	2,751,948	(9,311)	2,742,637	2,445,400	297,237
Other Objects	254,650	(26,155)	228,495	66,807	161,688
TOTAL REGULAR PROGRAMS - INSTRUCTION	129,007,915	1,696,385	130,704,300	126,815,361	3,888,939

**PATERSON PUBLIC SCHOOLS
BUDGETARY COMPARISON SCHEDULE
GENERAL FUND
FOR THE FISCAL YEAR ENDED JUNE 30, 2009**

	Original Budget	Budget Transfers	Final Budget	Actual	Variance Final Budget to Actual
SPECIAL EDUCATION - INSTRUCTION					
Cognitive - Mild:					
Salaries of Teachers	\$ 916,467	\$ (23,962)	\$ 892,505	\$ 755,596	\$ 136,909
Other Salaries for Instruction	513,221	(80,607)	432,614	428,320	4,294
Purchased Professional-Educational Services	17,000	-	17,000	17,000	-
Purchased Technical Services	-	-	-	-	-
Other Purchased Services (400-500 series)	-	-	-	-	-
General Supplies	55,547	-	55,547	37,894	17,653
Textbooks	6,624	-	6,624	5,060	1,564
Other Objects	100	-	100	-	100
Total Cognitive - Mild	1,508,959	(104,569)	1,404,390	1,243,870	160,520
Cognitive - Moderate:					
Salaries of Teachers	651,231	(62,066)	589,165	492,884	96,281
Other Salaries for Instruction	738,956	-	738,956	712,614	26,342
Purchased Professional-Educational Services	-	-	-	-	-
Purchased Technical Services	-	-	-	-	-
Other Purchased Services (400-500 series)	-	-	-	-	-
General Supplies	17,666	-	17,666	10,538	7,128
Textbooks	3,610	-	3,610	2,005	1,605
Instructional Supplies	7,874	-	7,874	7,286	588
Other Objects	-	-	-	-	-
Total Cognitive - Moderate	1,419,337	(62,066)	1,357,271	1,225,327	131,944
Learning and/or Language Disabilities:					
Salaries of Teachers	2,325,786	147,445	2,473,231	2,308,013	165,218
Other Salaries for Instruction	1,949,656	82,219	2,031,875	1,783,664	248,211
Purchased Professional-Educational Services	128	-	128	29	99
Purchased Technical Services	-	-	-	-	-
Other Purchased Services (400-500 series)	-	-	-	-	-
General Supplies	98,647	6,489	105,136	81,815	23,321
Textbooks	52,290	-	52,290	33,835	18,455
Other Objects	100	-	100	-	100
Total Learning and/or Language Disabilities	4,426,607	236,153	4,662,760	4,207,356	455,404
Visual Impairments:					
Salaries of Teachers	-	-	-	-	-
Other Salaries for Instruction	-	-	-	-	-
Purchased Professional-Educational Services	-	-	-	-	-
Purchased Technical Services	-	-	-	-	-
Other Purchased Services (400-500 series)	-	-	-	-	-
General Supplies	-	-	-	-	-
Textbooks	-	-	-	-	-
Other Objects	-	-	-	-	-
Total Visual Impairments	-	-	-	-	-
Auditory Impairments:					
Salaries of Teachers	370,375	96,061	466,436	463,917	2,519
Other Salaries for Instruction	127,626	-	127,626	115,853	11,773
Purchased Professional-Educational Services	-	-	-	-	-
Purchased Technical Services	1,800	-	1,800	1,180	620
Other Purchased Services (400-500 series)	-	-	-	-	-
Travel/Conference	-	-	-	-	-
General Supplies	26,963	-	26,963	25,270	1,693
Textbooks	599	-	599	309	290
Other Objects	-	-	-	-	-
Total Auditory Impairments	527,363	96,061	623,424	606,529	16,895
Behavioral Disabilities:					
Salaries of Teachers	1,109,723	(46,223)	1,063,500	982,232	81,268
Other Salaries for Instruction	838,440	1,820	840,260	824,625	15,635
Purchased Professional-Educational Services	-	-	-	-	-
Purchased Technical Services	-	-	-	-	-
Other Purchased Services (400-500 series)	-	-	-	-	-
General Supplies	54,758	304	55,062	42,737	12,325
Textbooks	56,746	-	56,746	37,664	19,082
Other Objects	250	-	250	-	250
Total Behavioral Disabilities	2,059,917	(44,099)	2,015,818	1,887,258	128,560

**PATERSON PUBLIC SCHOOLS
BUDGETARY COMPARISON SCHEDULE
GENERAL FUND
FOR THE FISCAL YEAR ENDED JUNE 30, 2009**

	<u>Original Budget</u>	<u>Budget Transfers</u>	<u>Final Budget</u>	<u>Actual</u>	<u>Variance Final Budget to Actual</u>
Multiple Disabilities:					
Salaries of Teachers	\$ 959,479	\$ (1,252)	\$ 958,227	\$ 887,101	\$ 71,126
Other Salaries for Instruction	697,065	40,511	737,576	655,213	82,363
Purchased Professional-Educational Services	-	-	-	-	-
Purchased Technical Services	-	-	-	-	-
Other Purchased Services (400-500 series)	-	-	-	-	-
General Supplies	42,638	143	42,781	36,874	5,907
Textbooks	14,846	-	14,846	10,045	4,801
Other Objects	100	-	100	-	100
Total Multiple Disabilities	<u>1,714,128</u>	<u>39,402</u>	<u>1,753,530</u>	<u>1,589,233</u>	<u>164,297</u>
Resource Room/Resource Center:					
Salaries of Teachers	16,629,493	(164,674)	16,464,819	15,558,386	906,433
Other Salaries for Instruction	1,326,925	(4,151)	1,322,774	1,166,310	156,464
Purchased Professional-Educational Services	3,000	-	3,000	-	3,000
Purchased Technical Services	-	-	-	-	-
Other Purchased Services (400-500 series)	5,284	-	5,284	57	5,227
General Supplies	168,054	(4,843)	163,211	103,168	60,043
Textbooks	90,577	-	90,577	68,017	22,560
Other Objects	-	-	-	-	-
Total Resource Room/Resource Center	<u>18,223,333</u>	<u>(173,668)</u>	<u>18,049,665</u>	<u>16,895,938</u>	<u>1,153,727</u>
Autism:					
Salaries of Teachers	593,133	92,761	685,894	657,296	28,598
Other Salaries for Instruction	715,951	6,666	722,617	686,546	36,071
Purchased Professional-Educational Services	9,350	(1,300)	8,050	7,500	550
Purchased Technical Services	-	-	-	-	-
Other Purchased Services (400-500 series)	-	-	-	-	-
General Supplies	34,483	3,559	38,042	19,521	18,521
Textbooks	5,559	(3,559)	2,000	1,043	957
Other Objects	-	-	-	-	-
Total Autism	<u>1,358,476</u>	<u>98,127</u>	<u>1,456,603</u>	<u>1,371,906</u>	<u>84,697</u>
Preschool Disabilities - Part-Time:					
Salaries of Teachers	-	-	-	-	-
Other Salaries for Instruction	-	-	-	-	-
Purchased Professional-Educational Services	-	-	-	-	-
Purchased Technical Services	-	-	-	-	-
Other Purchased Services (400-500 series)	-	-	-	-	-
General Supplies	-	-	-	-	-
Textbooks	-	-	-	-	-
Other Objects	-	-	-	-	-
Total Preschool Disabilities - Part-Time	<u>-</u>	<u>-</u>	<u>-</u>	<u>-</u>	<u>-</u>
Preschool Disabilities - Full-Time:					
Salaries of Teachers	-	-	-	-	-
Other Salaries for Instruction	-	-	-	-	-
Purchased Professional-Educational Services	-	-	-	-	-
Purchased Technical Services	-	-	-	-	-
Other Purchased Services (400-500 series)	-	-	-	-	-
General Supplies	-	-	-	-	-
Textbooks	-	-	-	-	-
Other Objects	-	-	-	-	-
Total Preschool Disabilities - Full-Time	<u>-</u>	<u>-</u>	<u>-</u>	<u>-</u>	<u>-</u>
Home Instruction :					
Salaries of Teachers	-	-	-	-	-
Other Salaries for Instruction	-	-	-	-	-
Purchased Professional-Educational Services	70,781	43,982	114,763	56,572	58,191
Purchased Technical Services	-	-	-	-	-
Other Purchased Services (400-500 series)	-	-	-	-	-
General Supplies	-	-	-	-	-
Textbooks	-	-	-	-	-
Other Objects	-	-	-	-	-
Total Home Instruction	<u>70,781</u>	<u>43,982</u>	<u>114,763</u>	<u>56,572</u>	<u>58,191</u>

**PATERSON PUBLIC SCHOOLS
BUDGETARY COMPARISON SCHEDULE
GENERAL FUND
FOR THE FISCAL YEAR ENDED JUNE 30, 2009**

	Original Budget	Budget Transfers	Final Budget	Actual	Variance Final Budget to Actual
Cognitive - Severe:					
Salaries of Teachers	-	-	-	-	-
Other Salaries for Instruction	-	-	-	-	-
Purchased Professional-Educational Services	-	-	-	-	-
Purchased Technical Services	-	-	-	-	-
Other Purchased Services (400-500 series)	-	-	-	-	-
General Supplies	-	-	-	-	-
Textbooks	-	-	-	-	-
Other Objects	-	-	-	-	-
Total Cognitive - Severe	-	-	-	-	-
TOTAL SPECIAL EDUCATION - INSTRUCTION	\$ 31,308,901	\$ 129,323	\$ 31,438,224	\$ 29,083,989	\$ 2,354,235
Basic Skills/Remedial - Instruction					
Salaries of Teachers	-	-	-	-	-
Other Salaries for Instruction	-	-	-	-	-
Purchased Professional-Educational Services	-	-	-	-	-
Purchased Technical Services	-	-	-	-	-
Other Purchased Services (400-500 series)	-	-	-	-	-
General Supplies	-	-	-	-	-
Textbooks	-	-	-	-	-
Other Objects	-	-	-	-	-
Total Basic Skills/Remedial - Instruction	-	-	-	-	-
Bilingual Education - Instruction					
Salaries of Teachers	14,486,920	(168,719)	14,318,201	13,766,491	551,710
Other Salaries for Instruction	2,115,176	61,586	2,176,762	2,034,250	142,512
Purchased Professional-Educational Services	10,000	-	10,000	-	10,000
Purchased Technical Services	-	-	-	-	-
Other Purchased Services (400-500 series)	2,000	(1,200)	800	270	530
General Supplies	349,335	56,312	405,647	333,067	72,580
Travel	-	1,200	1,200	-	1,200
Textbooks	154,048	(55,000)	99,048	68,562	30,486
Miscellaneous Expenditures	300	-	300	-	300
Other Objects	-	-	-	-	-
Total Bilingual Education - Instruction	17,117,779	(105,821)	17,011,958	16,202,640	809,318
Vocational Programs - Local - Instruction					
Salaries of Teachers	-	-	-	-	-
Other Salaries for Instruction	-	-	-	-	-
Purchased Professional-Educational Services	-	-	-	-	-
Purchased Technical Services	-	-	-	-	-
Other Purchased Services (400-500 series)	-	-	-	-	-
General Supplies	-	-	-	-	-
Textbooks	-	-	-	-	-
Other Objects	-	-	-	-	-
Total Vocational Programs - Local - Instruction	-	-	-	-	-
School-Spon. Cocurricular Actvts. - Inst.					
Salaries	122,134	-	122,134	103,544	18,590
Purchased Services (300-500 series)	18,000	-	18,000	1,345	16,655
Supplies and Materials	57,500	-	57,500	11,380	46,120
General Supplies	-	-	-	-	-
Other Objects	400	(400)	-	-	-
Transfers to Cover Deficit (Agency Funds)	-	-	-	-	-
Total School-Spon. Cocurricular Actvts. - Inst.	198,034	(400)	197,634	116,269	81,365
School-Spon. Cocurricular Athletics - Inst.					
Salaries	1,183,818	(49,895)	1,133,923	1,115,890	18,033
Purchased Services (300-500 series)	115,000	71,400	186,400	128,069	58,331
Supplies and Materials	215,000	45,100	260,100	224,992	35,108
Other Objects	136,000	(71,188)	64,812	64,275	537
Transfers to Cover Deficit (Agency Funds)	-	-	-	-	-
Total School-Spon. Cocurricular Athletics - Inst.	1,649,818	(4,583)	1,645,235	1,533,226	112,009
Other Instructional Programs - Instruction					
Salaries	-	-	-	-	-
Purchased Services (300-500 series)	-	-	-	-	-
Supplies and Materials	-	-	-	-	-
Other Objects	-	-	-	-	-
Transfers to Cover Deficit (Agency Funds)	-	-	-	-	-
Total Other Instructional Programs - Instruction	-	-	-	-	-
Community Services Programs/Operations					
Salaries	452,179	-	452,179	268,903	183,276
Purchased Services (300-500 series)	79,500	-	79,500	77,633	1,867
Supplies and Materials	25,700	-	25,700	6,434	19,266
Other Objects	-	-	-	-	-
Transfers to Cover Deficit (Agency Funds)	-	-	-	-	-
Total Community Services Programs/Operations	557,379	-	557,379	352,970	204,409
TOTAL INSTRUCTION	179,839,826	1,714,904	181,554,730	174,104,455	7,450,275

**PATERSON PUBLIC SCHOOLS
BUDGETARY COMPARISON SCHEDULE
GENERAL FUND
FOR THE FISCAL YEAR ENDED JUNE 30, 2009**

	Original Budget	Budget Transfers	Final Budget	Actual	Variance Final Budget to Actual
Undistributed Expenditures - Instruction:					
Tuition to Other LEAs Within the State - Regular	\$ 217,995	\$ 75,630	\$ 293,625	\$ 267,475	\$ 26,150
Tuition to Other LEAs Within the State - Special	2,752,477	-	2,752,477	2,292,176	460,301
Tuition to County Voc. School Dist. - Regular	24,245,164	-	24,245,164	24,245,164	-
Tuition to County Voc. School Dist. - Special	1,544,400	469,585	2,013,985	1,862,903	151,082
Tuition to CSSD & Regional Day Schools	4,281,367	(424,612)	3,856,755	3,167,276	689,479
Tuition to Private Schools for the Disabled - Within State	9,968,247	(143,497)	9,824,750	8,961,279	863,471
Tuition to Private Schools for the Disabled & Other LEA - Spl,O/S St	758,170	(100,035)	658,135	266,045	392,090
Tuition - State Facilities	2,722,859	28,982	2,751,841	2,751,841	-
Tuition - Other	329,765	70,588	400,353	368,420	31,933
Total Undistributed Expenditures - Instruction:	46,820,444	(23,359)	46,797,085	44,182,579	2,614,506
Undistributed Expend. - Attend. & Social Work					
Salaries	3,334,783	6,150	3,340,933	2,912,698	428,235
Purchased Professional and Technical Services	-	-	-	-	-
Other Purchased Services (400-500 series)	400	11,450	11,850	3,667	8,183
Supplies and Materials	33,140	(8,900)	24,240	7,128	17,112
Other Objects	500	-	500	-	500
Total Undistributed Expend. - Attend. & Social Work	3,368,823	8,700	3,377,523	2,923,493	454,030
Undist. Expend. - Health Services					
Salaries	5,270,252	(167,561)	5,102,691	4,797,771	304,920
Purchased Professional and Technical Services	162,308	-	162,308	46,183	116,125
Other Purchased Services (400-500 series)	1,495	-	1,495	390	1,105
Supplies and Materials	86,221	476	86,697	72,162	14,535
Other Objects	-	-	-	-	-
Total Undistributed Expenditures - Health Services	5,520,276	(167,085)	5,353,191	4,916,506	436,685
Undist. Expend. - Other Supp. Serv. Students - Related Serv.					
Salaries of Other Professional Staff	2,408,126	(243,545)	2,164,581	2,091,656	72,925
Purchased Professional - Educational Services	140,748	113,814	254,562	130,978	123,584
Supplies and Materials	20,000	-	20,000	17,729	2,271
Objects	-	-	-	-	-
Total Undist. Expend. - Other Supp. Serv. Students - Related Serv.	2,568,874	(129,731)	2,439,143	2,240,363	198,780
Undist. Expend. - Other Supp. Serv. Students - Extra Serv.					
Salaries of Other Professional Staff	4,768,237	(123,505)	4,644,732	4,644,396	336
Purchased Professional - Educational Services	970,040	-	970,040	478,961	491,079
Supplies and Materials	-	-	-	-	-
Objects	-	-	-	-	-
Total Undist. Expend. - Other Supp. Serv. Students - Extra Serv.	5,738,277	(123,505)	5,614,772	5,123,357	491,415
Undist. Expend. - Other Supp. Serv. Students - Reg.					
Salaries	-	-	-	-	-
Salaries of Other Professional Staff	9,439,273	(358,238)	9,081,035	8,913,369	167,666
Salaries of Secretarial and Clerical Assistants	-	-	-	-	-
Other Salaries	-	-	-	-	-
Purchased Professional - Educational Services	10,500	-	10,500	-	10,500
Other Purchased Prof. and Tech. Services	300	-	300	-	300
Other Purchased Services (400-500 series)	17,333	-	17,333	894	16,439
Supplies and Materials	95,435	(2,333)	93,102	44,979	48,123
Other Objects	16,988	672	17,660	-	17,660
Total Undist. Expend. - Other Supp. Serv. Students-Reg.	9,579,829	(359,899)	9,219,930	8,959,242	260,688
Undist. Expend. - Other Supp. Serv. Students - Spl.					
Salaries of Other Professional Staff	10,908,301	(529,695)	10,378,606	10,356,664	21,942
Salaries of Secretarial and Clerical Assistants	548,786	44,348	593,134	581,000	12,134
Other Salaries	95,707	(95,707)	-	-	-
Purchased Professional - Educational Services	664,866	10,737	675,603	365,195	310,408
Other Purchased Prof. and Tech. Services	11,400	-	11,400	10,140	1,260
Residential Costs	-	-	-	-	-
Mis. Purchase Serv. (400-500 series other than Residential Costs)	12,305	1,172	13,477	3,624	9,853
Supplies and Materials	147,662	(10,000)	137,662	114,796	22,866
Other Objects	300	-	300	-	300
Total Undist. Expend. - Other Supp. Serv. Students - Spl	12,389,327	(579,145)	11,810,182	11,431,419	378,763
Undist. Expend. - Improvement of Inst. Serv.					
Salaries of Supervisor of Instruction	4,555,354	(393,668)	4,161,686	4,087,369	74,317
Salaries of Other Professional Staff	3,478,259	(14,296)	3,463,963	3,282,217	181,746
Salaries of Sec and Clerical Assist.	1,802,836	(53,471)	1,749,365	1,740,242	9,123
Other Salaries	350,219	143,820	494,039	414,976	79,063
Purchased Prof- Educational Services	289,150	9,250	298,400	231,700	66,700
Other Purch Prof. and Tech. Services	139,570	900	140,650	89,926	50,724
Other Purch Services (400-500)	788,673	3,238	791,911	725,408	66,503
Supplies and Materials	248,812	20,072	268,884	160,523	108,361
Other Objects	6,538	(500)	6,038	260	5,778
Total Undist. Expend. - Improvement of Inst. Serv.	11,659,591	(284,655)	11,374,936	10,732,621	642,315

**PATERSON PUBLIC SCHOOLS
BUDGETARY COMPARISON SCHEDULE
GENERAL FUND
FOR THE FISCAL YEAR ENDED JUNE 30, 2009**

	Original Budget	Budget Transfers	Final Budget	Actual	Variance Final Budget to Actual
Undist. Expend. - Edu. Media Serv./Sch. Library					
Salaries	\$ 7,475,990	\$ (361,338)	\$ 7,114,652	\$ 6,898,212	\$ 216,440
Purchased Professional and Technical Services	64,600	(8,974)	55,626	42,802	12,824
Other Purchased Services (400-500 series)	88,397	2,699	91,096	66,862	24,234
Supplies and Materials	749,801	(16,258)	733,543	542,151	191,392
Other Objects	800	-	800	490	310
Total Undist. Expend. - Edu. Media Serv./Sch. Library	8,379,588	(383,871)	7,995,717	7,550,517	445,200
Undist. Expend. - Instructional Staff Training Serv.					
Salaries of Supervisors of Instruction	2,340	(2,340)	-	-	-
Salaries of Other Professional Staff	191,012	-	191,012	141,367	49,645
Salaries of Secretarial and Clerical Assist	131,375	-	131,375	99,886	31,489
Other Salaries	17,000	640	17,640	15,771	1,869
Purchased Professional - Educational Service	300,400	(1,300)	299,100	197,441	101,659
Other Purchased Prof. and Tech. Services	-	-	-	-	-
Other Purchased Services (400-500 series)	69,700	16,532	86,232	23,626	62,606
Supplies and Materials	47,934	341	48,275	13,509	34,766
Other Objects	4,000	-	4,000	-	4,000
Total Undist. Expend. - Instructional Staff Training Serv.	763,761	13,873	777,634	491,600	286,034
Undist. Expend. - Supp. Serv. - General Admin.					
Salaries	1,193,556	51,201	1,244,757	1,223,210	21,547
Legal Services	1,052,237	17,158	1,069,395	649,144	420,251
Audit Fees	140,000	120,000	260,000	239,695	20,305
Other Purchased Professional Services	928,895	195,873	1,124,768	1,085,884	38,884
Purchased Technical Services	144,500	(62,578)	81,922	23,653	58,269
Communications/Telephone	936,910	145,005	1,081,915	835,033	246,882
BOE Other Purchased Services	27,000	(27,000)	-	-	-
Travel	-	15,308	15,308	5,734	9,574
Other Purchased Services (400-500 series)	186,455	(144,170)	42,285	6,113	36,172
Supplies and Materials	85,797	21,720	107,517	28,915	78,602
BOE In House Training/Meeting Supplies	32,000	(32,000)	-	-	-
Judgements Against The School District	293,000	(20,000)	273,000	23,836	249,164
Miscellaneous Expenditures	91,140	(63,847)	27,293	17,210	10,083
BOE Membership & Dues	40,316	-	40,316	-	40,316
Total Undist. Expend. - Supp. Serv. - General Admin.	5,151,806	216,670	5,368,476	4,138,427	1,230,049
Undist. Expend. - Support Serv. - School Admin.					
Salaries of Principals/Assistant Principals	11,176,941	(76,131)	11,100,810	11,004,370	96,440
Salaries of Other Professional Staff	-	-	-	-	-
Salaries of Secretarial and Clerical Assistants	3,710,566	(2,187)	3,708,379	3,471,166	237,213
Other Salaries	-	-	-	-	-
Purchased Professional and Technical Services	12,680	(7,030)	5,650	684	4,966
Purchased Professional Educational Services	-	6,280	6,280	-	6,280
Purchased Technical Services	-	750	750	-	750
Other Purchased Services (400-500 series)	23,200	14,681	37,881	3,160	34,721
Supplies and Materials	345,945	10,678	356,623	234,803	121,820
Other Objects	85,220	(13,227)	71,993	21,613	50,380
Total Undist. Expend. - Support Serv. - School Admin.	15,354,552	(66,186)	15,288,366	14,735,796	552,570
Undist. Expend. - Central Services					
Salaries	5,628,743	(88,203)	5,540,540	5,398,668	141,872
Purchased Professional Services	91,882	60,791	152,673	87,430	65,243
Purchased Technical Services	558,986	(3,200)	555,786	376,091	179,695
Other Purchased Services (400-500 series)	371,953	3,196	375,149	201,411	173,738
Supplies and Materials	209,354	55,867	265,221	80,905	184,316
Interest on Lease Purchase Agreements	-	-	-	-	-
Miscellaneous Expenditures	24,912	-	24,912	8,503	16,409
Total Undist. Expend. - Central Services	6,885,830	28,451	6,914,281	6,153,008	761,273
Undist. Expend. - Admin Information Technology					
Salaries	710,932	25,000	735,932	698,866	37,066
Purchased Professional Services	-	-	-	-	-
Purchased Technical Services	954,183	124,000	1,078,183	1,036,880	41,303
Other Purchased Services (400-500 series)	38,000	(3,000)	35,000	33,690	1,310
Travel	-	3,000	3,000	146	2,854
Supplies and Materials	120,000	-	120,000	100,390	19,610
Objects	-	-	-	-	-
Total Undist. Expend. - Admin Information Technology	1,823,115	149,000	1,972,115	1,869,972	102,143
Undist. Expend. - Allowable Maintenance for School Facilities					
Salaries	3,609,596	(34,544)	3,575,052	3,247,735	327,317
Purchased Prof & Tech Services	-	-	-	-	-
Cleaning, Repair, and Maintenance Services	1,937,500	309,918	2,247,418	1,854,213	393,205
Travel	-	-	-	-	-
General Supplies	526,000	(3,968)	522,032	451,543	70,489
Other Objects	50,000	552	50,552	39,123	11,429
Total Undist. Expend. - Allowable Maintenance for School Facilities	6,123,096	271,958	6,395,054	5,592,614	802,440

PATERSON PUBLIC SCHOOLS
 BUDGETARY COMPARISON SCHEDULE
 GENERAL FUND
 FOR THE FISCAL YEAR ENDED JUNE 30, 2009

	Original Budget	Budget Transfers	Final Budget	Actual	Variance Final Budget to Actual
Undist. Expend. - Security					
Salaries	\$ 1,528,089	\$ (20,900)	\$ 1,507,189	\$ 1,396,225	\$ 110,964
Purchased Professional and Technical Services	-	-	-	-	-
Miscellaneous Purchased Services	-	-	-	-	-
General Supplies	78,344	10,824	89,168	67,502	21,666
Other Objects	-	-	-	-	-
Total Undist. Expend. - Security	1,606,433	(10,076)	1,596,357	1,463,727	132,630
Undist. Expend. - Oth. Oper. & Maint. of Plant					
Salaries	4,029,387	1,135,000	5,164,387	4,960,377	204,010
Purchased Professional and Technical Services	8,240,285	(68,185)	8,172,100	8,108,040	64,060
Cleaning, Repair and Maintenance Services	8,488,845	274,042	8,762,887	8,591,437	171,450
Rental of Land, Building & Other than Lease Purchases	4,542,391	-	4,542,391	4,264,339	278,052
Other Purchased Property Services	204,500	-	204,500	147,819	56,681
Other Purchased Services	-	-	-	-	-
Insurance	1,701,272	-	1,701,272	1,108,064	593,208
Communications	-	-	-	-	-
Miscellaneous Purchased Services	39,000	4,842	43,842	29,174	14,668
General Supplies	45,330	14,320	59,650	52,842	6,808
Energy (Energy and Electricity)	7,900,554	161,371	8,061,925	7,967,271	94,654
Other Objects	-	-	-	-	-
Total Undist. Expend. - Other Oper. & Maint. Of Plant	35,191,564	1,521,390	36,712,954	35,229,363	1,483,591
Total Undist. Expend. - Oper. & Maint. Of Plant	41,314,660	1,793,348	43,108,008	40,821,977	2,286,031
Undist. Expend. - Student Transportation Serv.					
Sal. For Pup. Trans. (Bet. Home and School) - Regular	435,454	-	435,454	401,517	33,937
Sal. For Pup. Trans. (Bet. Home and School) - Special	-	-	-	-	-
Sal. For Pup. Trans. (Other than Bet. Home and School)	-	-	-	-	-
Management Fees - ESC & CTSA Transportation Programs	40,947	1,308	42,255	24,027	18,228
Other Purchased Professional and Technical Services	3,500	10,000	13,500	8,625	4,875
Cleaning, Repair and Maintenance Services	-	-	-	-	-
Rental Payments - School Buses	-	-	-	-	-
Lease Purchase Payments - School Buses	-	-	-	-	-
Contract Services - (Between Home and School) - Vendors	4,163,770	96,486	4,260,256	3,859,838	400,418
Contract Services (Other than Between Home & School)-Vendors	258,481	(57,353)	201,128	132,171	68,957
Contract Services - (Between Home and Sch) - Joint Agrmts	-	-	-	-	-
Contr Serv (Spl. Ed. Students) - Vendors	11,369,133	(289,160)	11,079,973	10,936,655	143,318
Contr Serv (Spl. Ed. Students) - Joint Agrmt	-	-	-	-	-
Contr Serv (Regular Students) - ESCs & CTSA	-	-	-	-	-
Contr Serv (Spl. Ed. Students) - ESCs & CTSA	1,023,654	(153,575)	870,079	833,136	36,943
Contr Serv. - Aid in Lieu Payments	515,310	8,303	523,613	457,479	66,134
Misc. Purchased Serv. - Transportation	1,000	-	1,000	68	932
Travel/Conferences	-	-	-	-	-
Supplies and Materials	15,000	-	15,000	12,168	2,832
Other Objects	400	-	400	-	400
Miscellaneous Expenditures	-	-	-	-	-
Total Undist. Expend. - Student Transportation Serv.	17,826,649	(383,991)	17,442,658	16,665,684	776,974
Undistributed Expenditures (Continued)					
Increase in Sale/Lease-back Reserve	-	-	-	-	-
Salaries	-	-	-	-	-
Purchased Professional Services	-	-	-	-	-
Purchased Technical Services	-	-	-	-	-
Other Purchased Services (400-500 series)	-	-	-	-	-
Travel/Conferences	-	-	-	-	-
Sale/Lease-back Payments	-	-	-	-	-
Supplies and Materials	-	-	-	-	-
Interest on Current Loan	-	-	-	-	-
Interest on Lease Purchase Agreements	-	-	-	-	-
Miscellaneous Expenditures	-	-	-	-	-
Total Undist. Expend. - Business and Other Support Serv.	-	-	-	-	-

**PATERSON PUBLIC SCHOOLS
BUDGETARY COMPARISON SCHEDULE
GENERAL FUND
FOR THE FISCAL YEAR ENDED JUNE 30, 2009**

EXHIBIT C-1

	Original Budget	Budget Transfers	Final Budget	Actual	Variance Final Budget to Actual
ALLOCATED BENEFITS					
Regular Programs - Instruction					
Health Benefits	\$ 540,081	\$ 135,050	\$ 675,131	\$ 673,340	\$ 1,791
Special Programs - Instruction					
Health Benefits	109,125	26,596	135,721	104,101	31,620
Community Services Programs/Operations					
Health Benefits	64,737	-	64,737	46,359	18,378
Attendance and Social Work					
Health Benefits	63,487	-	63,487	57,911	5,576
Health Services					
Health Benefits	250,990	-	250,990	204,256	46,734
Other Support Services - Students - Related Services					
Health Benefits	359,676	-	359,676	275,793	83,883
Other Support Services - Students - Extraordinary Services					
Health Benefits	1,320,844	23,377	1,344,221	1,344,220	1
Other Support Services - Students - Regular					
Health Benefits	394,625	-	394,625	355,771	38,854
Other Support Services - Students - Sepcial					
Health Benefits	1,570,870	58,753	1,629,623	1,629,623	-
Improvement of Instruction Services					
Health Benefits	865,873	15,300	881,173	881,171	2
Educational Media Services - School Library					
Health Benefits	220,822	(80,000)	140,822	129,823	10,999
Instructional Staff Training Services					
Health Benefits	57,528	-	57,528	47,076	10,452
Tuition Reimbursement	1,147,730	-	1,147,730	758,792	388,938
General Administration					
Health Benefits	147,833	4,354	152,187	149,706	2,481
School Administration					
Health Benefits	76,263	-	76,263	75,517	746
Central Services					
Health Benefits	1,019,960	(186,660)	833,300	817,080	16,220
Administrative Information Technology					
Health Benefits	140,354	-	140,354	129,985	10,369
Operation and Maintenance of Plant Services					
Health Benefits	1,914,213	-	1,914,213	1,816,146	98,067
Student Transportation Services					
Health Benefits	70,161	3,230	73,391	73,391	-
TOTAL ALLOCATED BENEFITS	<u>10,335,172</u>	<u>-</u>	<u>10,335,172</u>	<u>9,570,061</u>	<u>765,111</u>
UNALLOCATED BENEFITS					
Group Insurance	5,000	148	5,148	4,992	156
Social Security Contributions	6,218,954	164,374	6,383,328	5,590,105	793,223
T.P.A.F. Contributions - ERIP	-	-	-	-	-
Other Retirement Contributions - Regular	4,966,115	(1,241,130)	3,724,985	3,651,033	73,952
Other Retirement Contributions - ERIP	-	-	-	-	-
Unemployment Compensation	800,000	-	800,000	800,000	-
Workmen's Compensation	2,271,347	-	2,271,347	1,372,607	898,740
Health Benefits	37,999,318	(524,822)	37,474,496	34,647,116	2,827,380
Uniforms	-	7,700	7,700	6,112	1,588
Tuition Reimbursement	-	-	-	-	-
Other Employee Benefits	2,879,538	124,162	3,003,700	2,960,513	43,187
TOTAL UNALLOCATED BENEFITS	<u>55,140,272</u>	<u>(1,469,568)</u>	<u>53,670,704</u>	<u>49,032,478</u>	<u>4,638,226</u>
On-behalf TPAF pension Contributions (non-budgeted)	-	-	-	705,196	(705,196)
On-behalf TPAF Post Retirement Contributions (non-budgeted)	-	-	-	13,453,365	-
Reimbursed TPAF Social Security Contributions (non-budgeted)	-	-	-	14,749,591	(14,749,591)
TOTAL ON-BEHALF CONTRIBUTIONS	<u>-</u>	<u>-</u>	<u>-</u>	<u>28,908,152</u>	<u>(15,454,787)</u>
TOTAL PERSONAL SERVICES - EMPLOYEE BENEFITS	<u>65,475,444</u>	<u>(1,469,568)</u>	<u>64,005,876</u>	<u>87,510,691</u>	<u>(10,051,450)</u>
TOTAL UNDISTRIBUTED EXPENDITURES	<u>262,227,279</u>	<u>(1,771,029)</u>	<u>260,456,250</u>	<u>271,910,979</u>	<u>1,998,636</u>
TOTAL GENERAL CURRENT EXPENSE	<u>442,067,105</u>	<u>(56,125)</u>	<u>442,010,980</u>	<u>446,015,434</u>	<u>9,448,911</u>
CAPITAL OUTLAY					
Equipment					
Regular Programs - Instruction:					
Preschool/Kindergarten	-	-	-	-	-
Grades 1-5	6,900	-	6,900	-	6,900
Grades 6-8	-	-	-	-	-
Grades 9-12	315,000	11,850	326,850	256,273	70,577
Home Instruction	-	-	-	-	-

**PATERSON PUBLIC SCHOOLS
BUDGETARY COMPARISON SCHEDULE
GENERAL FUND
FOR THE FISCAL YEAR ENDED JUNE 30, 2009**

	<u>Original Budget</u>	<u>Budget Transfers</u>	<u>Final Budget</u>	<u>Actual</u>	<u>Variance Final Budget to Actual</u>
Special Education - Instruction:					
Cognitive - Mild	-	-	-	-	-
Cognitive - Moderate	-	-	-	-	-
Learning and/or Language Disabilities	-	-	-	-	-
Visual Impairments	-	-	-	-	-
Auditory Impairments	-	-	-	-	-
Behavioral Disabilities	-	-	-	-	-
Multiple Disabilities	-	-	-	-	-
Resource Room/Resource Center	-	-	-	-	-
Autism	-	-	-	-	-
Preschool Disabilities - Part-Time	-	-	-	-	-
Preschool Disabilities - Full-Time	-	-	-	-	-
Home Instruction	-	-	-	-	-
Cognitive - Severe	-	-	-	-	-
Basic Skills/Remedial - Instruction	-	-	-	-	-
Bilingual Education - Instruction	-	-	-	-	-
Vocational Programs - Local - Instruction	\$ 10,651	\$ 236,813	\$ 247,464	\$ 246,958	\$ 506
School-Sponsored and Other Instructional Program	-	-	-	-	-
Undistributed Expenditures - Instruction	-	-	-	-	-
Undist.Expend.-Support Serv.-Students - Reg.	-	-	-	-	-
Undist.Expend.-Support Serv.-Students - Related & Extraordinary	-	-	-	-	-
Undist.Expend.-Support Serv.-Students - Special	10,500	-	10,500	7,870	2,630
Undist.Expend.-Support Serv. - Inst. Staff	-	-	-	-	-
Undistributed Expenditures - General Admin.	-	-	-	-	-
Undistributed Expenditures - School Admin.	6,513	-	6,513	5,262	1,251
Undistributed Expenditures - Central Services	350,000	(344,500)	5,500	-	5,500
Undistributed Expenditures - Technology	488,199	335,824	824,023	482,854	341,169
Undistributed Expenditures - Operation of Plant Services	141,980	21,090	163,070	82,916	80,154
Undistributed Expenditures - Student Trans. - Non Inst. Equipment	-	-	-	-	-
School Buses - Regular	-	-	-	-	-
School Buses - Special	-	-	-	-	-
Undistributed Expenditures - Business/Other Support Serv.	-	-	-	-	-
Undistributed Expenditures - Non Inst. Serv.	-	-	-	-	-
Capital Equipment	-	6,800	6,800	2,329	4,471
Special Schools (All Programs)	-	-	-	-	-
Total Equipment	<u>1,329,743</u>	<u>267,877</u>	<u>1,597,620</u>	<u>1,084,462</u>	<u>513,158</u>
Facilities Acquisition and Construction Services					
Salaries	-	-	-	-	-
Legal Services	-	25,640	25,640	25,640	-
Other Purchased Prof. & Tech. Serv.	-	93,337	93,337	38,751	54,586
Construction Services	1,372,455	57,865	1,430,320	910,952	519,368
General Supplies	-	-	-	-	-
Land and Improvements	-	-	-	-	-
Lease Purchase Agreement - Principal	-	-	-	-	-
Buildings Other than Lease Purchase Agreement	-	-	-	-	-
Infrastructure	-	-	-	-	-
Other Objects	-	-	-	-	-
Facilities Grant - Transfer to Special Revenues	-	-	-	-	-
Total Facilities Acquisition and Construction Services	<u>1,372,455</u>	<u>176,842</u>	<u>1,549,297</u>	<u>975,343</u>	<u>573,954</u>
Assets Acquired Under Capital Leases (non-budgeted)					
Undistributed Expenditures:					
General Administration	-	-	-	-	-
School Administration	-	-	-	-	-
Assets Acquired Under Capital Leases (non-budgeted)					
TOTAL CAPITAL OUTLAY	<u>2,702,198</u>	<u>444,719</u>	<u>3,146,917</u>	<u>2,059,805</u>	<u>1,087,112</u>

**PATERSON PUBLIC SCHOOLS
BUDGETARY COMPARISON SCHEDULE
GENERAL FUND
FOR THE FISCAL YEAR ENDED JUNE 30, 2009**

	Original Budget	Budget Transfers	Final Budget	Actual	Variance Final Budget to Actual
SPECIAL SCHOOLS					
Summer School - Instruction					
Stipends	-	-	-	-	-
Salaries of Teachers	\$ 379,415	-	\$ 379,415	\$ 348,906	\$ 30,509
Other Salaries for Instruction	218,304	-	218,304	212,198	6,106
Purchased Professional and Technical Services	50,900	-	50,900	34,482	16,418
Other Purchased Services (400-500 series)	-	-	-	-	-
General Supplies	13,400	-	13,400	11,308	2,092
Textbooks	-	-	-	-	-
Other Objects	-	-	-	-	-
Total Summer School - Instruction	<u>662,019</u>	<u>-</u>	<u>662,019</u>	<u>606,894</u>	<u>55,125</u>
Summer School - Support Services					
Salaries	27,491	-	27,491	23,024	4,467
Personal Services - Employee Benefits	-	-	-	-	-
Purchased Professional and Technical Services	-	-	-	-	-
Other Purchased Services (400-500 series)	-	-	-	-	-
Supplies and Materials	-	-	-	-	-
Other Objects	-	-	-	-	-
Total Summer School - Support Services	<u>27,491</u>	<u>-</u>	<u>27,491</u>	<u>23,024</u>	<u>4,467</u>
Total Summer School	<u>689,510</u>	<u>-</u>	<u>689,510</u>	<u>629,918</u>	<u>64,059</u>
Other Special Schools - Instruction					
Salaries of Teachers	-	-	-	-	-
Other Salaries for Instruction	-	-	-	-	-
Purchased Professional and Technical Services	-	-	-	-	-
Other Purchased Services (400-500 series)	-	-	-	-	-
General Supplies	-	-	-	-	-
Textbooks	-	-	-	-	-
Other Objects	-	-	-	-	-
Total Other Special Schools - Instruction	<u>-</u>	<u>-</u>	<u>-</u>	<u>-</u>	<u>-</u>
Other Special Schools - Support Services					
Salaries	-	-	-	-	-
Personal Services - Employee Benefits	-	-	-	-	-
Purchased Professional and Technical Services	-	-	-	-	-
Other Purchased Services (400-500 series)	-	-	-	-	-
Supplies and Materials	-	-	-	-	-
Other Objects	-	-	-	-	-
Total Other Special Schools - Support Services	<u>-</u>	<u>-</u>	<u>-</u>	<u>-</u>	<u>-</u>
Total Other Special Schools	<u>-</u>	<u>-</u>	<u>-</u>	<u>-</u>	<u>-</u>
Accred. Even./Adult H.S./Post-Grad.-Inst.					
Salaries of Teachers	116,280	\$ (18,000)	98,280	91,622	6,658
Other Salaries for Instruction	29,184	-	29,184	8,328	20,856
Purchased Professional and Technical Services	-	-	-	-	-
Other Purchased Services (400-500 series)	-	-	-	-	-
General Supplies	3,000	-	3,000	2,794	206
Textbooks	-	-	-	-	-
Other Objects	-	-	-	-	-
Total Accred. Even./Adult H.S./Post-Grad.-Inst.	<u>148,464</u>	<u>(18,000)</u>	<u>130,464</u>	<u>102,744</u>	<u>27,720</u>
Accred. Even./Adult H.S./Post-Grad.-Supp. Service					
Salaries	9,310	7,752	17,062	9,300	7,762
Personal Services - Employee Benefits	-	-	-	-	-
Purchased Professional and Technical Services	-	-	-	-	-
Other Purchased Services (400-500 series)	-	-	-	-	-
Supplies and Materials	-	-	-	-	-
Other Objects	-	-	-	-	-
Total Accred. Even./Adult H.S./Post-Grad.-Supp. Service	<u>9,310</u>	<u>7,752</u>	<u>17,062</u>	<u>9,300</u>	<u>7,762</u>
Total Accred. Even./Adult H.S./Post-Grad.	<u>157,774</u>	<u>(10,248)</u>	<u>147,526</u>	<u>112,044</u>	<u>35,482</u>
Adult Education-Local-Instruction					
Salaries of Teachers	769,101	(25,981)	743,120	743,120	-
Other Salaries for Instruction	52,795	(1,523)	51,272	43,333	7,939
Purchased Professional and Technical Services	-	-	-	-	-
Other Purchased Services (400-500 series)	-	-	-	-	-
General Supplies	7,000	-	7,000	6,450	550
Textbooks	-	-	-	-	-
Other Objects	-	-	-	-	-
Total Adult Education-Local-Instruction	<u>828,896</u>	<u>(27,504)</u>	<u>801,392</u>	<u>792,903</u>	<u>8,489</u>

**PATERSON PUBLIC SCHOOLS
BUDGETARY COMPARISON SCHEDULE
GENERAL FUND
FOR THE FISCAL YEAR ENDED JUNE 30, 2009**

	Original Budget	Budget Transfers	Final Budget	Actual	Variance Final Budget to Actual
Adult Education-Local -Support Serv.					
Salaries	\$ 205,346	\$ 15,504	\$ 220,850	\$ 201,692	\$ 19,158
Personal Services - Employee Benefits	134,009	-	134,009	111,276	22,733
Purchased Professional and Technical Services	-	-	-	-	-
Other Purchased Services (400-500 series)	-	-	-	-	-
Supplies and Materials	-	-	-	-	-
Adult Education - Support Services	-	-	-	-	-
Other Objects	-	-	-	-	-
Total Adult Education-Local -Support Serv.	<u>339,355</u>	<u>15,504</u>	<u>354,859</u>	<u>312,968</u>	<u>41,891</u>
Total Adult Education-Local	<u>1,168,251</u>	<u>(12,000)</u>	<u>1,156,251</u>	<u>1,105,871</u>	<u>50,380</u>
Vocational Evening-Local-Instruction					
Salaries of Teachers	49,246	-	49,246	6,463	42,783
Other Salaries for Instruction	-	-	-	-	-
Purchased Professional and Technical Services	-	-	-	-	-
Other Purchased Services (400-500 series)	-	-	-	-	-
General Supplies	-	-	-	-	-
Textbooks	-	-	-	-	-
Other Objects	-	-	-	-	-
Total Vocational Evening-Local-Instruction	<u>49,246</u>	<u>-</u>	<u>49,246</u>	<u>6,463</u>	<u>42,783</u>
Vocational Evening-Local-Support Serv.					
Salaries	-	-	-	-	-
Personal Services - Employee Benefits	-	-	-	-	-
Purchased Professional and Technical Services	-	-	-	-	-
Other Purchased Services (400-500 series)	-	-	-	-	-
Supplies and Materials	-	-	-	-	-
Other Objects	-	-	-	-	-
Total Vocational Evening-Local-Support Serv.	<u>-</u>	<u>-</u>	<u>-</u>	<u>-</u>	<u>-</u>
Total Vocational Evening-Local	<u>49,246</u>	<u>-</u>	<u>49,246</u>	<u>6,463</u>	<u>42,783</u>
Even.-Sch.-Foreign-Born-Local-Inst.					
Salaries of Teachers	7,752	(7,752)	-	-	-
Other Salaries for Instruction	-	-	-	-	-
Purchased Professional and Technical Services	-	-	-	-	-
Other Purchased Services (400-500 series)	-	-	-	-	-
General Supplies	-	-	-	-	-
Textbooks	-	-	-	-	-
Other Objects	-	-	-	-	-
Total Even.-Sch.-Foreign-Born-Local-Inst.	<u>7,752</u>	<u>(7,752)</u>	<u>-</u>	<u>-</u>	<u>-</u>
Even.-Sch.-Foreign-Born-Local-Sup. Serv.					
Salaries	-	-	-	-	-
Personal Services - Employee Benefits	-	-	-	-	-
Purchased Professional and Technical Services	-	-	-	-	-
Other Purchased Services (400-500 series)	-	-	-	-	-
Supplies and Materials	-	-	-	-	-
GED Testing	-	30,000	30,000	26,280	3,720
Other Objects	-	-	-	-	-
Total Even.-Sch.-Foreign-Born-Local-Sup. Serv.	<u>-</u>	<u>30,000</u>	<u>30,000</u>	<u>26,280</u>	<u>3,720</u>
Total Even.-Sch.-Foreign-Born-Local	<u>7,752</u>	<u>22,248</u>	<u>30,000</u>	<u>26,280</u>	<u>3,720</u>
TOTAL SPECIAL SCHOOLS	<u>2,072,533</u>	<u>-</u>	<u>2,072,533</u>	<u>1,880,576</u>	<u>196,424</u>
Transfer of Funds to Charter Schools	<u>10,264,012</u>	<u>840,462</u>	<u>11,104,474</u>	<u>11,104,474</u>	<u>-</u>
TOTAL EXPENDITURES	<u>457,105,848</u>	<u>1,229,056</u>	<u>458,334,904</u>	<u>461,060,289</u>	<u>(2,725,385)</u>
Excess (Deficiency) of Revenues					
Over (Under) Expenditures	<u>(22,534,323)</u>	<u>(1,229,056)</u>	<u>(23,763,379)</u>	<u>5,306,835</u>	<u>29,070,214</u>
Other Financing Sources:					
Operating Transfer In:					
Contribution to School Based Budgets	241,566,102	(4,941,233)	236,624,869	226,529,002	(10,095,867)
Contr. to School Based Budgets - Spec. Rev. Fund	8,050,026	308,674	8,358,700	8,068,737	(289,963)
Operating Transfer Out:					
Transfer to Special Revenue Fund - Preschool Programs	(3,944,501)	-	(3,944,501)	(3,944,501)	-
Transfer to Food Service Fund	-	-	-	-	-
Contribution to School Based Budgets	(241,566,102)	4,941,233	(236,624,869)	(226,529,002)	10,095,867
Capital Reserve - Transfer to Debt Service Fd	-	-	-	-	-
Capital Reserve - Transfer to Capital Projects Fd	-	-	-	-	-
Capital Leases (non-budgeted)	-	-	-	-	-
Total Other Financing Sources:	<u>4,105,525</u>	<u>308,674</u>	<u>4,414,199</u>	<u>4,124,236</u>	<u>(289,963)</u>

**PATERSON PUBLIC SCHOOLS
BUDGETARY COMPARISON SCHEDULE
GENERAL FUND
FOR THE FISCAL YEAR ENDED JUNE 30, 2009**

	Original Budget	Budget Transfers	Final Budget	Actual	Variance Final Budget to Actual
Excess (Deficiency) of Revenues and Other Financing Sources Over (Under) Expenditures and Other Financing Sources (Uses)	\$ (18,428,798)	\$ (920,382)	\$ (19,349,180)	\$ 9,431,071	\$ 28,780,251
Fund Balance, July 1	29,773,810	-	29,773,810	29,773,810	-
Fund Balance, June 30	<u>\$ 11,345,012</u>	<u>\$ (920,382)</u>	<u>\$ 10,424,630</u>	<u>\$ 39,204,881</u>	<u>\$ 28,780,251</u>
Recapitulation:					
Reserve for Encumbrances				\$ 1,315,351	
Capital Reserve				1,000	
Reserved for Excess Surplus Designated for Subsequent Year's Expenditures				1,659,722	
Reserved for Excess Surplus				10,308,731	
Unreserved, Designated for Subsequent Year's Expenditures				17,271,800	
Unreserved, Undesignated Fund Balance				<u>8,648,277</u>	
				39,204,881	
Reconciliation to Governmental Funds Statements (GAAP):					
Less: State Aid Payments not Recognized on GAAP Basis					
Deferred State Aid-Public			\$ (35,410,543)		
Extraordinary Aid			<u>(3,880,553)</u>		
				<u>(39,291,096)</u>	
Fund Balance per Governmental Funds (GAAP)				<u>\$ (86,215)</u>	

PATERSON PUBLIC SCHOOLS
 COMBINING BUDGETARY COMPARISON SCHEDULE
 GENERAL FUND
 FOR THE FISCAL YEAR ENDED JUNE 30, 2009

	ORIGINAL BUDGET			BUDGET TRANSFER			FINAL BUDGET			ACTUAL		
	Operating Fund	Blended Resource	Total General	Operating Fund	Blended Resource	Total General	Operating Fund	Blended Resource	Total General	Operating Fund	Blended Resource	Total General
	Fund 11 - 13	Fund 15	Fund	Fund 11 - 13	Fund 15	Fund	Fund 11 - 13	Fund 15	Fund	Fund 11 - 13	Fund 15	Fund
Local Sources:												
Local Tax Levy	\$ 37,457,650	-	\$ 37,457,650	-	-	-	\$ 37,457,650	-	\$ 37,457,650	\$ 37,457,650	-	\$ 37,457,650
Tuition	33,533	-	33,533	-	-	-	33,533	-	33,533	182,207	-	182,207
Miscellaneous	3,025,000	-	3,025,000	-	-	-	3,025,000	-	3,025,000	6,969,148	-	6,969,148
Total - Local Sources	40,516,183	-	40,516,183	-	-	-	40,516,183	-	40,516,183	44,609,005	-	44,609,005
State Sources:												
Special Education Aid	13,122,932	-	13,122,932	-	-	-	13,122,932	-	13,122,932	13,122,932	-	13,122,932
Extraordinary Aid	1,328,889	-	1,328,889	\$ 2,551,664	-	\$ 2,551,664	3,880,553	-	3,880,553	3,880,553	-	3,880,553
Categorical Security Aid	9,616,794	-	9,616,794	-	-	-	9,616,794	-	9,616,794	9,616,794	-	9,616,794
Adjustment Aid	45,969,202	-	45,969,202	(2,551,664)	-	(2,551,664)	43,417,538	-	43,417,538	43,417,538	-	43,417,538
Equalization Aid	317,511,140	-	317,511,140	-	-	-	317,511,140	-	317,511,140	315,955,549	-	315,955,549
Transportation Aid	2,886,325	-	2,886,325	-	-	-	2,886,325	-	2,886,325	2,886,325	-	2,886,325
Other state aid	2,550,060	-	2,550,060	(1,155,060)	-	(1,155,060)	1,395,000	-	1,395,000	1,395,000	-	1,395,000
Non Public Transportation Reimbursement	-	-	-	-	-	-	-	-	-	136,609	-	136,609
Internal Audit State Reimbursement	-	-	-	-	-	-	-	-	-	226,975	-	226,975
Audit & Post Graduate Aid	-	-	-	1,155,060	-	1,155,060	1,155,060	-	1,155,060	-	-	1,155,060
TPAF Pension (On-Behalf - Non-Budgeted)	-	-	-	-	-	-	-	-	-	705,196	-	705,196
TPAF Post-Retirement Medical (On-Behalf - Non-Budgeted)	-	-	-	-	-	-	-	-	-	13,453,365	-	13,453,365
TPAF Social Security (Reimbursed - Non-Budgeted)	-	-	-	-	-	-	-	-	-	14,749,591	-	14,749,591
Total State Sources	392,985,342	-	392,985,342	-	-	-	392,985,342	-	392,985,342	420,701,487	-	420,701,487
Federal Sources:												
Impact Aid	-	-	-	-	-	-	-	-	-	-	-	-
Medical Assistance Program	1,070,000	-	1,070,000	-	-	-	1,070,000	-	1,070,000	1,056,632	-	1,056,632
Total - Federal Sources	1,070,000	-	1,070,000	-	-	-	1,070,000	-	1,070,000	1,056,632	-	1,056,632
Total Revenues	434,571,525	-	434,571,525	-	-	-	434,571,525	-	434,571,525	466,367,124	-	466,367,124
EXPENDITURES:												
Current Expense:												
Regular Programs - Instruction												
Kindergarten - Salaries of Teachers	51,660	\$ 6,502,558	6,554,218	(36,070)	\$ (60,760)	(96,830)	15,590	\$ 6,441,798	6,457,388	1,987	\$ 6,427,446	6,429,433
Grades 1-5 - Salaries of Teachers	772,909	42,370,252	43,143,161	3,322,284	(385,839)	2,936,445	4,095,193	41,984,413	46,079,606	4,090,643	41,663,586	45,754,229
Grades 6-8 - Salaries of Teachers	2,065,454	23,095,110	25,160,564	(123,202)	(259,955)	(383,157)	1,942,252	22,835,155	24,777,407	1,940,952	22,800,440	24,741,392
Grades 9-12 - Salaries of Teachers	870,656	35,297,032	36,167,688	921,693	(1,927,682)	(1,005,989)	1,792,349	33,369,350	35,161,699	1,740,978	33,292,604	35,033,582
Regular Programs - Home Instruction:												
Salaries of Teachers	700,000	-	700,000	221,885	-	221,885	921,885	-	921,885	921,885	-	921,885
Other Salaries for Instruction	-	-	-	-	-	-	-	-	-	-	-	-
Purchased Professional-Educational Services	244,210	-	244,210	28,485	-	28,485	272,695	-	272,695	70,773	-	70,773
Purchased Technical Services	-	-	-	-	-	-	-	-	-	-	-	-
Other Purchased Services (400-500 series)	-	-	-	-	-	-	-	-	-	-	-	-
General Supplies	-	-	-	-	-	-	-	-	-	-	-	-
Textbooks	-	-	-	-	-	-	-	-	-	-	-	-
Other Objects	-	-	-	-	-	-	-	-	-	-	-	-
Regular Programs - Undistributed Instruction												
Other Salaries for Instruction	498,828	4,724,698	5,223,526	14,533	(527,364)	(512,831)	513,361	4,197,334	4,710,695	508,131	4,103,994	4,612,125
Purchased Prof and Tech Services	-	-	-	248	-	248	248	-	248	248	-	248
Purchased Professional-Educational Services	252,100	139,030	391,130	12,500	41,300	53,800	264,600	180,330	444,930	128,517	112,454	240,971
Purchased Technical Services	598,958	25,625	624,583	258,915	1,600	260,515	857,873	27,225	885,098	754,036	10,161	764,197
Other Purchased Services	-	-	-	-	3,500	3,500	-	3,500	3,500	-	2,394	2,394
Other Purchased Services (400-500 series)	413,515	80,862	494,377	(94,149)	11,278	(82,871)	319,366	92,140	411,506	215,484	31,443	246,927
General Supplies	2,865,720	4,432,140	7,297,860	330,583	(21,932)	308,651	3,196,303	4,410,208	7,606,511	1,539,033	3,945,965	5,484,998
Textbooks	1,975,183	776,765	2,751,948	(822)	(8,489)	(9,311)	1,974,361	768,276	2,742,637	1,871,450	573,950	2,445,400
Other Objects	224,000	30,650	254,650	(157,518)	131,363	(26,155)	66,482	162,013	228,495	1,072	65,735	66,807
TOTAL REGULAR PROGRAMS - INSTRUCTION	11,533,193	117,474,722	129,007,915	4,699,365	(3,602,980)	1,096,385	16,232,558	114,471,742	130,704,300	13,785,189	113,030,172	126,815,361
SPECIAL EDUCATION - INSTRUCTION												
Cognitive - Mild:												
Salaries of Teachers	-	916,467	916,467	-	(23,962)	(23,962)	-	892,505	892,505	-	755,596	755,596
Other Salaries for Instruction	-	513,221	513,221	-	(80,607)	(80,607)	-	432,614	432,614	-	428,320	428,320
Purchased Professional-Educational Services	-	17,000	17,000	-	-	-	-	17,000	17,000	-	17,000	17,000
Purchased Technical Services	-	-	-	-	-	-	-	-	-	-	-	-
Other Purchased Services (400-500 series)	-	-	-	-	-	-	-	-	-	-	-	-
General Supplies	-	55,547	55,547	-	-	-	-	55,547	55,547	-	37,894	37,894
Textbooks	-	6,624	6,624	-	-	-	-	6,624	6,624	-	5,060	5,060
Other Objects	-	100	100	-	-	-	-	100	100	-	-	-
Total Cognitive - Mild	-	1,508,959	1,508,959	-	(104,569)	(104,569)	-	1,404,390	1,404,390	-	1,243,870	1,243,870

PATERSON PUBLIC SCHOOLS
 COMBINING BUDGETARY COMPARISON SCHEDULE
 GENERAL FUND
 FOR THE FISCAL YEAR ENDED JUNE 30, 2009

	ORIGINAL BUDGET			BUDGET TRANSFER			FINAL BUDGET			ACTUAL		
	Operating Fund Fund 11 - 13	Blended Resource Fund 15	Total General Fund	Operating Fund Fund 11 - 13	Blended Resource Fund 15	Total General Fund	Operating Fund Fund 11 - 13	Blended Resource Fund 15	Total General Fund	Operating Fund Fund 11 - 13	Blended Resource Fund 15	Total General Fund
Cognitive - Moderate												
Salaries of Teachers	-	\$ 651,231	\$ 651,231	-	\$ (62,066)	\$ (62,066)	-	\$ 589,165	\$ 589,165	-	\$ 492,884	\$ 492,884
Other Salaries for Instruction	-	738,956	738,956	-	-	-	-	738,956	738,956	-	712,614	712,614
Purchased Professional-Educational Services	-	-	-	-	-	-	-	-	-	-	-	-
Purchased Technical Services	-	-	-	-	-	-	-	-	-	-	-	-
Other Purchased Services (400-500 series)	-	-	-	-	-	-	-	-	-	-	-	-
General Supplies	\$ 17,666	-	17,666	-	-	-	\$ 17,666	-	17,666	\$ 10,538	-	10,538
Textbooks	3,610	-	3,610	-	-	-	3,610	-	3,610	2,005	-	2,005
Instructional Supplies	-	7,874	7,874	-	-	-	-	7,874	7,874	-	7,286	7,286
Other Objects	-	-	-	-	-	-	-	-	-	-	-	-
Total Cognitive - Moderate	21,276	1,398,061	1,419,337	-	(62,066)	(62,066)	21,276	1,335,995	1,357,271	12,543	1,212,784	1,225,327
Learning and/or Language Disabilities:												
Salaries of Teachers	-	2,325,786	2,325,786	-	147,445	147,445	-	2,473,231	2,473,231	-	2,308,013	2,308,013
Other Salaries for Instruction	-	1,949,656	1,949,656	-	82,219	82,219	-	2,031,875	2,031,875	-	1,783,664	1,783,664
Purchased Professional-Educational Services	-	128	128	-	-	-	-	128	128	-	29	29
Purchased Technical Services	-	-	-	-	-	-	-	-	-	-	-	-
Other Purchased Services (400-500 series)	-	-	-	-	-	-	-	-	-	-	-	-
General Supplies	-	98,647	98,647	-	6,489	6,489	-	105,136	105,136	-	81,815	81,815
Textbooks	-	52,290	52,290	-	-	-	-	52,290	52,290	-	33,835	33,835
Other Objects	-	100	100	-	-	-	-	100	100	-	-	-
Total Learning and/or Language Disabilities	-	4,426,607	4,426,607	-	236,153	236,153	-	4,662,760	4,662,760	-	4,207,356	4,207,356
Visual Impairments:												
Salaries of Teachers	-	-	-	-	-	-	-	-	-	-	-	-
Other Salaries for Instruction	-	-	-	-	-	-	-	-	-	-	-	-
Purchased Professional-Educational Services	-	-	-	-	-	-	-	-	-	-	-	-
Purchased Technical Services	-	-	-	-	-	-	-	-	-	-	-	-
Other Purchased Services (400-500 series)	-	-	-	-	-	-	-	-	-	-	-	-
General Supplies	-	-	-	-	-	-	-	-	-	-	-	-
Textbooks	-	-	-	-	-	-	-	-	-	-	-	-
Other Objects	-	-	-	-	-	-	-	-	-	-	-	-
Total Visual Impairments	-	-	-	-	-	-	-	-	-	-	-	-
Auditory Impairments:												
Salaries of Teachers	750	369,625	370,375	\$ 244,787	(148,726)	96,061	245,537	220,899	466,436	245,537	218,380	463,917
Other Salaries for Instruction	-	127,626	127,626	-	-	-	-	127,626	127,626	-	115,853	115,853
Purchased Professional-Educational Services	-	-	-	-	-	-	-	-	-	-	-	-
Purchased Technical Services	1,800	-	1,800	-	-	-	1,800	-	1,800	1,180	-	1,180
Other Purchased Services (400-500 series)	-	-	-	-	-	-	-	-	-	-	-	-
Travel/Conference	-	-	-	-	-	-	-	-	-	-	-	-
General Supplies	23,142	3,821	26,963	-	-	-	23,142	3,821	26,963	22,146	3,124	25,270
Textbooks	-	599	599	-	-	-	-	599	599	-	309	309
Other Objects	-	-	-	-	-	-	-	-	-	-	-	-
Total Auditory Impairments	25,692	501,671	527,363	244,787	(148,726)	96,061	270,479	352,945	623,424	268,863	337,666	606,529
Behavioral Disabilities:												
Salaries of Teachers	-	1,109,723	1,109,723	-	(46,223)	(46,223)	-	1,063,500	1,063,500	-	982,232	982,232
Other Salaries for Instruction	-	838,440	838,440	-	1,820	1,820	-	840,260	840,260	-	824,625	824,625
Purchased Professional-Educational Services	-	-	-	-	-	-	-	-	-	-	-	-
Purchased Technical Services	-	-	-	-	-	-	-	-	-	-	-	-
Other Purchased Services (400-500 series)	-	-	-	-	-	-	-	-	-	-	-	-
General Supplies	10,915	43,843	54,758	-	304	304	10,915	44,147	55,062	6,451	36,286	42,737
Textbooks	3,587	53,159	56,746	-	-	-	3,587	53,159	56,746	1,702	35,962	37,664
Other Objects	-	250	250	-	-	-	-	250	250	-	-	-
Total Behavioral Disabilities	14,502	2,045,415	2,059,917	-	(44,099)	(44,099)	14,502	2,001,316	2,015,818	8,153	1,879,105	1,887,258
Multiple Disabilities:												
Salaries of Teachers	-	959,479	959,479	52,691	(53,943)	(1,252)	52,691	905,536	958,227	50,165	836,936	887,101
Other Salaries for Instruction	43,426	653,639	697,065	76,218	(35,707)	40,511	119,644	617,932	737,576	89,411	565,802	655,213
Purchased Professional-Educational Services	-	-	-	-	-	-	-	-	-	-	-	-
Purchased Technical Services	-	-	-	-	-	-	-	-	-	-	-	-
Other Purchased Services (400-500 series)	-	-	-	-	-	-	-	-	-	-	-	-
General Supplies	600	42,038	42,638	-	143	143	600	42,181	42,781	297	36,577	36,874
Textbooks	1,400	13,446	14,846	-	-	-	1,400	14,846	14,846	-	10,045	10,045
Other Objects	-	100	100	-	-	-	-	100	100	-	-	-
Total Multiple Disabilities	45,426	1,668,702	1,714,128	128,909	(89,507)	39,402	174,335	1,579,195	1,753,530	139,873	1,449,360	1,589,233
Resource Room/Resource Center:												
Salaries of Teachers	461,870	16,167,623	16,629,493	(78,400)	(86,274)	(164,674)	383,470	16,081,349	16,464,819	326,367	15,232,019	15,558,386
Other Salaries for Instruction	-	1,326,925	1,326,925	-	(4,151)	(4,151)	-	1,322,774	1,322,774	-	1,166,310	1,166,310
Purchased Professional-Educational Services	-	3,000	3,000	-	-	-	-	3,000	3,000	-	-	-
Purchased Technical Services	-	-	-	-	-	-	-	-	-	-	-	-
Other Purchased Services (400-500 series)	-	-	-	-	-	-	-	-	-	-	-	-
General Supplies	-	5,284	5,284	-	-	-	-	5,284	5,284	-	57	57
Other Purchased Services (400-500 series)	-	168,054	168,054	-	(4,843)	(4,843)	-	163,211	163,211	-	103,168	103,168
Textbooks	-	90,577	90,577	-	-	-	-	90,577	90,577	-	68,017	68,017
Other Objects	-	-	-	-	-	-	-	-	-	-	-	-
Total Resource Room/Resource Center	461,870	17,761,463	18,223,333	(78,400)	(95,268)	(173,668)	383,470	17,666,195	18,049,665	326,367	16,569,571	16,895,938

67

PATERSON PUBLIC SCHOOLS
 COMBINING BUDGETARY COMPARISON SCHEDULE
 GENERAL FUND
 FOR THE FISCAL YEAR ENDED JUNE 30, 2009

	ORIGINAL BUDGET			BUDGET TRANSFER			FINAL BUDGET			ACTUAL		
	Operating Fund Fund 11 - 13	Blended Resource Fund 15	Total General Fund	Operating Fund Fund 11 - 13	Blended Resource Fund 15	Total General Fund	Operating Fund Fund 11 - 13	Blended Resource Fund 15	Total General Fund	Operating Fund Fund 11 - 13	Blended Resource Fund 15	Total General Fund
Autism:												
Salaries of Teachers	-	\$ 593,133	\$ 593,133	-	\$ 92,761	\$ 92,761	-	\$ 685,894	\$ 685,894	-	\$ 657,296	\$ 657,296
Other Salaries for Instruction	-	715,951	715,951	-	6,666	6,666	-	722,617	722,617	-	686,546	686,546
Purchased Professional-Educational Services	-	9,350	9,350	-	(1,300)	(1,300)	-	8,050	8,050	-	7,500	7,500
Purchased Technical Services	-	-	-	-	-	-	-	-	-	-	-	-
Other Purchased Services (400-500 series)	-	-	-	-	-	-	-	-	-	-	-	-
General Supplies	\$ 20,483	14,000	34,483	\$ 3,559	-	3,559	\$ 24,042	14,000	38,042	\$ 5,989	13,532	19,521
Textbooks	3,559	2,000	5,559	(3,559)	-	(3,559)	-	2,000	2,000	-	1,043	1,043
Other Objects	-	-	-	-	-	-	-	-	-	-	-	-
Total Autism	24,042	1,334,434	1,358,476	-	98,127	98,127	24,042	1,432,561	1,456,603	5,989	1,365,917	1,371,906
Preschool Disabilities - Part-Time:												
Salaries of Teachers	-	-	-	-	-	-	-	-	-	-	-	-
Other Salaries for Instruction	-	-	-	-	-	-	-	-	-	-	-	-
Purchased Professional-Educational Services	-	-	-	-	-	-	-	-	-	-	-	-
Purchased Technical Services	-	-	-	-	-	-	-	-	-	-	-	-
Other Purchased Services (400-500 series)	-	-	-	-	-	-	-	-	-	-	-	-
General Supplies	-	-	-	-	-	-	-	-	-	-	-	-
Textbooks	-	-	-	-	-	-	-	-	-	-	-	-
Other Objects	-	-	-	-	-	-	-	-	-	-	-	-
Total Preschool Disabilities - Part-Time	-	-	-	-	-	-	-	-	-	-	-	-
Preschool Disabilities - Full-Time:												
Salaries of Teachers	-	-	-	-	-	-	-	-	-	-	-	-
Other Salaries for Instruction	-	-	-	-	-	-	-	-	-	-	-	-
Purchased Professional-Educational Services	-	-	-	-	-	-	-	-	-	-	-	-
Purchased Technical Services	-	-	-	-	-	-	-	-	-	-	-	-
Other Purchased Services (400-500 series)	-	-	-	-	-	-	-	-	-	-	-	-
General Supplies	-	-	-	-	-	-	-	-	-	-	-	-
Textbooks	-	-	-	-	-	-	-	-	-	-	-	-
Other Objects	-	-	-	-	-	-	-	-	-	-	-	-
Total Preschool Disabilities - Full-Time	-	-	-	-	-	-	-	-	-	-	-	-
Home Instruction :												
Salaries of Teachers	-	-	-	-	-	-	-	-	-	-	-	-
Other Salaries for Instruction	-	-	-	-	-	-	-	-	-	-	-	-
Purchased Professional-Educational Services	70,781	-	70,781	43,982	-	43,982	114,763	-	114,763	56,572	-	56,572
Purchased Technical Services	-	-	-	-	-	-	-	-	-	-	-	-
Other Purchased Services (400-500 series)	-	-	-	-	-	-	-	-	-	-	-	-
General Supplies	-	-	-	-	-	-	-	-	-	-	-	-
Textbooks	-	-	-	-	-	-	-	-	-	-	-	-
Other Objects	-	-	-	-	-	-	-	-	-	-	-	-
Total Home Instruction	70,781	-	70,781	43,982	-	43,982	114,763	-	114,763	56,572	-	56,572
Cognitive - Severe:												
Salaries of Teachers	-	-	-	-	-	-	-	-	-	-	-	-
Other Salaries for Instruction	-	-	-	-	-	-	-	-	-	-	-	-
Purchased Professional-Educational Services	-	-	-	-	-	-	-	-	-	-	-	-
Purchased Technical Services	-	-	-	-	-	-	-	-	-	-	-	-
Other Purchased Services (400-500 series)	-	-	-	-	-	-	-	-	-	-	-	-
General Supplies	-	-	-	-	-	-	-	-	-	-	-	-
Textbooks	-	-	-	-	-	-	-	-	-	-	-	-
Other Objects	-	-	-	-	-	-	-	-	-	-	-	-
Total Cognitive - Severe	-	-	-	-	-	-	-	-	-	-	-	-
TOTAL SPECIAL EDUCATION - INSTRUCTION	663,589	30,645,312	31,308,901	339,278	(209,955)	129,323	1,002,867	30,435,357	31,438,224	818,360	28,265,629	29,083,989
Basic Skills/Remedial - Instruction												
Salaries of Teachers	-	-	-	-	-	-	-	-	-	-	-	-
Other Salaries for Instruction	-	-	-	-	-	-	-	-	-	-	-	-
Purchased Professional-Educational Services	-	-	-	-	-	-	-	-	-	-	-	-
Purchased Technical Services	-	-	-	-	-	-	-	-	-	-	-	-
Other Purchased Services (400-500 series)	-	-	-	-	-	-	-	-	-	-	-	-
General Supplies	-	-	-	-	-	-	-	-	-	-	-	-
Textbooks	-	-	-	-	-	-	-	-	-	-	-	-
Other Objects	-	-	-	-	-	-	-	-	-	-	-	-
Total Basic Skills/Remedial - Instruction	-	-	-	-	-	-	-	-	-	-	-	-
Bilingual Education - Instruction												
Salaries of Teachers	-	14,486,920	14,486,920	-	(168,719)	(168,719)	-	14,318,201	14,318,201	-	13,766,491	13,766,491
Other Salaries for Instruction	-	2,115,176	2,115,176	-	61,586	61,586	-	2,176,762	2,176,762	-	2,034,250	2,034,250
Purchased Professional-Educational Services	10,000	-	10,000	-	-	-	10,000	-	10,000	-	-	-
Purchased Technical Services	-	-	-	-	-	-	-	-	-	-	-	-
Other Purchased Services (400-500 series)	-	800	2,000	(1,200)	-	(1,200)	-	800	800	-	270	270
General Supplies	18,018	331,317	349,335	55,000	1,312	56,312	73,018	332,629	405,647	52,247	280,820	333,067
Travel	-	-	-	1,200	-	1,200	1,200	-	1,200	-	-	-
Textbooks	55,000	99,048	154,048	(55,000)	-	(55,000)	-	99,048	99,048	-	68,562	68,562
Miscellaneous Expenditures	300	-	300	-	-	-	300	-	300	-	-	-
Other Objects	-	-	-	-	-	-	-	-	-	-	-	-
Total Bilingual Education - Instruction	84,518	17,033,261	17,117,779	-	(105,821)	(105,821)	84,518	16,927,440	17,011,958	52,247	16,150,393	16,202,640

68

PATERSON PUBLIC SCHOOLS
 COMBINING BUDGETARY COMPARISON SCHEDULE
 GENERAL FUND
 FOR THE FISCAL YEAR ENDED JUNE 30, 2009

	ORIGINAL BUDGET			BUDGET TRANSFER			FINAL BUDGET			ACTUAL		
	Operating Fund Fund 11 - 13	Blended Resource Fund 15	Total General Fund	Operating Fund Fund 11 - 13	Blended Resource Fund 15	Total General Fund	Operating Fund Fund 11 - 13	Blended Resource Fund 15	Total General Fund	Operating Fund Fund 11 - 13	Blended Resource Fund 15	Total General Fund
Undist. Expend. - Student Transportation Serv.												
Sal. For Pup.Trans. (Bet. Home and School) - Regular	\$ 435,454	-	\$ 435,454	-	-	-	\$ 435,454	-	\$ 435,454	\$ 401,517	-	\$ 401,517
Sal. For Pup.Trans. (Bet. Home and School) - Special	-	-	-	-	-	-	-	-	-	-	-	-
Sal. For Pup. Trans. (Other than Bet. Home and School)	-	-	-	-	-	-	-	-	-	-	-	-
Management Fees - ESC & CTSA Transportation Programs	40,947	-	40,947	\$ 1,308	-	\$ 1,308	42,255	-	42,255	24,027	-	24,027
Other Purchased Professional and Technical Services	3,500	-	3,500	10,000	-	10,000	13,500	-	13,500	8,625	-	8,625
Cleaning, Repair and Maintenance Services	-	-	-	-	-	-	-	-	-	-	-	-
Rental Payments - School Buses	-	-	-	-	-	-	-	-	-	-	-	-
Lease Purchase Payments - School Buses	-	-	-	-	-	-	-	-	-	-	-	-
Contract Services - (Between Home and School) - Vendors	3,893,190	\$ 270,580	4,163,770	(10,000)	\$ 106,486	96,486	3,883,190	\$ 377,066	4,260,256	3,591,189	\$ 268,649	3,859,838
Contract Services - (Other than Between Home & School)-Vendor	258,481	-	258,481	(57,353)	-	(57,353)	201,128	-	201,128	132,171	-	132,171
Contract Services - (Between Home and Sch) - Joint Agrmta	-	-	-	-	-	-	-	-	-	-	-	-
Contr Serv (Spl. Ed. Students) - Vendors	11,369,133	-	11,369,133	(289,160)	-	(289,160)	11,079,973	-	11,079,973	10,936,655	-	10,936,655
Contr Serv (Spl. Ed. Students) - Joint Agrmt	-	-	-	-	-	-	-	-	-	-	-	-
Contr Serv (Regular Students) - ESCs & CTSA	-	-	-	-	-	-	-	-	-	-	-	-
Contr Serv (Spl. Ed. Students) - ESCs & CTSA	1,023,654	-	1,023,654	(153,575)	-	(153,575)	870,079	-	870,079	833,136	-	833,136
Contr Serv. - Aid in Lieu Payments	515,310	-	515,310	8,303	-	8,303	523,613	-	523,613	457,479	-	457,479
Misc. Purchased Serv. - Transportation	1,000	-	1,000	-	-	-	1,000	-	1,000	68	-	68
Travel/Conferences	-	-	-	-	-	-	-	-	-	-	-	-
Supplies and Materials	15,000	-	15,000	-	-	-	15,000	-	15,000	12,168	-	12,168
Other Objects	400	-	400	-	-	-	400	-	400	-	-	-
Miscellaneous Expenditures	-	-	-	-	-	-	-	-	-	-	-	-
Total Undist. Expend. - Student Transportation Serv.	17,556,069	270,580	17,826,649	(490,477)	106,486	(383,991)	17,065,592	377,066	17,442,658	16,397,935	268,649	16,665,684
Undist. Expend. - Business and Other Support Serv.												
Increase in Sale/Lease-back Reserve	-	-	-	-	-	-	-	-	-	-	-	-
Salaries	-	-	-	-	-	-	-	-	-	-	-	-
Purchased Professional Services	-	-	-	-	-	-	-	-	-	-	-	-
Purchased Technical Services	-	-	-	-	-	-	-	-	-	-	-	-
Other Purchased Services (400-500 series other than Residential I	-	-	-	-	-	-	-	-	-	-	-	-
Travel/Conferences	-	-	-	-	-	-	-	-	-	-	-	-
Supplies and Materials	-	-	-	-	-	-	-	-	-	-	-	-
Interest on Current Loan	-	-	-	-	-	-	-	-	-	-	-	-
Interest on Lease Purchase Agreements	-	-	-	-	-	-	-	-	-	-	-	-
Miscellaneous Expenditures	-	-	-	-	-	-	-	-	-	-	-	-
Total Undist. Expend. - Business and Other Support Serv.	-	-	-	-	-	-	-	-	-	-	-	-
ALLOCATED BENEFITS												
Regular Programs - Instruction												
Health Benefits	540,081	-	540,081	135,050	-	135,050	675,131	-	675,131	673,340	-	673,340
Special Programs - Instruction	109,125	-	109,125	26,596	-	26,596	135,721	-	135,721	104,101	-	104,101
Health Benefits	64,737	-	64,737	-	-	-	64,737	-	64,737	46,359	-	46,359
Community Services Programs/Operations												
Health Benefits	63,487	-	63,487	-	-	-	63,487	-	63,487	57,911	-	57,911
Attendance and Social Work												
Health Benefits	250,990	-	250,990	-	-	-	250,990	-	250,990	204,256	-	204,256
Other Support Services - Students - Related Services												
Health Benefits	359,676	-	359,676	-	-	-	359,676	-	359,676	275,793	-	275,793
Other Support Services - Students - Extraordinary Services												
Health Benefits	1,320,844	-	1,320,844	23,377	-	23,377	1,344,221	-	1,344,221	1,344,220	-	1,344,220
Other Support Services - Students - Regular												
Health Benefits	394,625	-	394,625	-	-	-	394,625	-	394,625	355,771	-	355,771
Other Support Services - Students - Special												
Health Benefits	1,570,870	-	1,570,870	58,753	-	58,753	1,629,623	-	1,629,623	1,629,623	-	1,629,623
Improvement of Instruction Services												
Health Benefits	865,873	-	865,873	15,300	-	15,300	881,173	-	881,173	881,171	-	881,171
Educational Media Services - School Library												
Health Benefits	220,822	-	220,822	(80,000)	-	(80,000)	140,822	-	140,822	129,823	-	129,823
Instructional Staff Training Services												
Health Benefits	57,528	-	57,528	-	-	-	57,528	-	57,528	47,076	-	47,076
Tuition Reimbursement	1,147,730	-	1,147,730	-	-	-	1,147,730	-	1,147,730	758,792	-	758,792
General Administration												
Health Benefits	147,833	-	147,833	4,354	-	4,354	152,187	-	152,187	149,706	-	149,706
School Administration												
Health Benefits	76,263	-	76,263	-	-	-	76,263	-	76,263	75,517	-	75,517
Central Services												
Health Benefits	1,019,960	-	1,019,960	(186,660)	-	(186,660)	833,300	-	833,300	817,080	-	817,080
Administrative Information Technology												
Health Benefits	140,354	-	140,354	-	-	-	140,354	-	140,354	129,985	-	129,985
Operation and Maintenance of Plant Services												
Health Benefits	1,914,213	-	1,914,213	-	-	-	1,914,213	-	1,914,213	1,816,146	-	1,816,146
Student Transportation Services												
Health Benefits	70,161	-	70,161	3,230	-	3,230	73,391	-	73,391	73,391	-	73,391
TOTAL ALLOCATED BENEFITS	10,335,172	-	10,335,172	-	-	-	10,335,172	-	10,335,172	9,570,061	-	9,570,061

72

PATERSON PUBLIC SCHOOLS
 COMBINING BUDGETARY COMPARISON SCHEDULE
 GENERAL FUND
 FOR THE FISCAL YEAR ENDED JUNE 30, 2009

UNALLOCATED BENEFITS

	ORIGINAL BUDGET			BUDGET TRANSFER			FINAL BUDGET			ACTUAL		
	Operating Fund Fund 11 - 13	Blended Resource Fund 15	Total General Fund	Operating Fund Fund 11 - 13	Blended Resource Fund 15	Total General Fund	Operating Fund Fund 11 - 13	Blended Resource Fund 15	Total General Fund	Operating Fund Fund 11 - 13	Blended Resource Fund 15	Total General Fund
Group Insurance	\$ 5,000		\$ 5,000	\$ 148	-	\$ 148	\$ 5,148	-	\$ 5,148	\$ 4,992	-	\$ 4,992
Social Security Contributions	3,048,855	\$ 3,170,099	6,218,954	164,374	-	164,374	3,213,229	\$ 3,170,099	6,383,328	3,213,229	\$ 2,376,876	5,590,105
T.P.A.F. Contributions - ERIP	-	-	-	-	-	-	-	-	-	-	-	-
Other Retirement Contributions - Regular	4,966,115	-	4,966,115	(1,241,130)	-	(1,241,130)	3,724,985	-	3,724,985	3,651,033	-	3,651,033
Other Retirement Contributions - ERIP	-	-	-	-	-	-	-	-	-	-	-	-
Unemployment Compensation	800,000	-	800,000	-	-	-	800,000	-	800,000	800,000	-	800,000
Workmen's Compensation	2,271,347	-	2,271,347	-	-	-	2,271,347	-	2,271,347	1,372,607	-	1,372,607
Health Benefits	-	37,999,318	37,999,318	-	\$(524,822)	\$(524,822)	-	37,474,496	37,474,496	-	34,647,116	34,647,116
Uniforms	-	-	-	-	7,700	7,700	-	7,700	7,700	-	6,112	6,112
Tuition Reimbursement	-	-	-	-	-	-	-	-	-	-	-	-
Other Employee Benefits	2,879,538	-	2,879,538	124,162	-	124,162	3,003,700	-	3,003,700	2,960,513	-	2,960,513
TOTAL UNALLOCATED BENEFITS	13,970,855	41,169,417	55,140,272	(952,446)	(517,122)	(1,469,568)	13,018,409	40,652,295	53,670,704	12,002,374	37,030,104	49,032,478
On-behalf TPAF Pension Contributions (non-budgeted)	-	-	-	-	-	-	-	-	-	-	705,196	705,196
On-behalf TPAF Post-Retirement Medical Contributions (non-budgeted)	-	-	-	-	-	-	-	-	-	13,453,365	-	13,453,365
Reimbursed TPAF Social Security Contributions (non-budgeted)	-	-	-	-	-	-	-	-	-	14,749,591	-	14,749,591
TOTAL ON-BEHALF CONTRIBUTIONS	-	-	-	-	-	-	-	-	-	28,908,152	-	28,908,152
TOTAL PERSONAL SERVICES - EMPLOYEE BENEFITS	24,306,027	41,169,417	65,475,444	(952,446)	(517,122)	(1,469,568)	23,353,581	40,652,295	64,005,876	50,480,587	37,030,104	87,510,691
TOTAL UNDISTRIBUTED EXPENDITURES	179,598,791	82,628,488	262,227,279	(450,959)	(1,320,070)	(1,771,029)	179,147,832	81,308,418	260,456,250	196,373,399	75,537,580	271,910,979
TOTAL GENERAL CURRENT EXPENSE	192,491,370	249,575,735	442,067,105	4,587,284	(4,643,409)	(56,125)	197,078,654	244,932,326	442,010,980	211,435,665	234,579,769	446,015,434

CAPITAL OUTLAY

	ORIGINAL BUDGET			BUDGET TRANSFER			FINAL BUDGET			ACTUAL		
	Operating Fund Fund 11 - 13	Blended Resource Fund 15	Total General Fund	Operating Fund Fund 11 - 13	Blended Resource Fund 15	Total General Fund	Operating Fund Fund 11 - 13	Blended Resource Fund 15	Total General Fund	Operating Fund Fund 11 - 13	Blended Resource Fund 15	Total General Fund
Equipment												
Regular Programs - Instruction:												
Kindergarten	-	-	-	-	-	-	-	-	-	-	-	-
Grades 1-5	-	6,900	6,900	-	-	-	-	6,900	6,900	-	-	-
Grades 6-8	-	-	-	-	-	-	-	-	-	-	-	-
Grades 9-12	310,000	5,000	315,000	1,000	10,850	11,850	311,000	15,850	326,850	248,413	7,860	256,273
Home Instruction	-	-	-	-	-	-	-	-	-	-	-	-
Special Education - Instruction:												
Cognitive - Mild	-	-	-	-	-	-	-	-	-	-	-	-
Cognitive - Moderate	-	-	-	-	-	-	-	-	-	-	-	-
Learning and/or Language Disabilities	-	-	-	-	-	-	-	-	-	-	-	-
Visual Impairments	-	-	-	-	-	-	-	-	-	-	-	-
Auditory Impairments	-	-	-	-	-	-	-	-	-	-	-	-
Behavioral Disabilities	-	-	-	-	-	-	-	-	-	-	-	-
Multiple Disabilities	-	-	-	-	-	-	-	-	-	-	-	-
Resource Room/Resource Center	-	-	-	-	-	-	-	-	-	-	-	-
Autism	-	-	-	-	-	-	-	-	-	-	-	-
Preschool Disabilities - Part-Time	-	-	-	-	-	-	-	-	-	-	-	-
Preschool Disabilities - Full-Time	-	-	-	-	-	-	-	-	-	-	-	-
Home Instruction	-	-	-	-	-	-	-	-	-	-	-	-
Cognitive - Severe	-	-	-	-	-	-	-	-	-	-	-	-
Basic Skills/Remedial - Instruction	-	-	-	-	-	-	-	-	-	-	-	-
Bilingual Education - Instruction	-	-	-	-	-	-	-	-	-	-	-	-
Vocational Programs - Local - Instruction	10,651	-	10,651	236,813	-	236,813	247,464	-	247,464	246,958	-	246,958
School-Sponsored and Other Instructional Program	-	-	-	-	-	-	-	-	-	-	-	-
Undistributed Expenditures - Instruction	-	-	-	-	-	-	-	-	-	-	-	-
Undist. Expend.-Support Serv.-Students - Reg.	-	-	-	-	-	-	-	-	-	-	-	-
Undist. Expend.-Support Serv.-Students - Related & Extraordinary	-	-	-	-	-	-	-	-	-	-	-	-
Undist. Expend.-Support Serv.-Students - Special	10,500	-	10,500	-	-	-	10,500	-	10,500	7,870	-	7,870
Undist. Expend.-Support Serv. - Inst. Staff	-	-	-	-	-	-	-	-	-	-	-	-
Undistributed Expenditures - General Admin.	-	-	-	-	-	-	-	-	-	-	-	-
Undistributed Expenditures - School Admin.	-	6,513	6,513	-	-	-	-	6,513	6,513	-	5,262	5,262
Undistributed Expenditures - Central Services	350,000	-	350,000	(344,500)	-	(344,500)	5,500	-	5,500	-	-	-
Undistributed Expenditures - Technology	488,199	-	488,199	335,824	-	335,824	824,023	-	824,023	482,854	-	482,854
Undistributed Expenditures - Operation of Plant Services	120,000	21,980	141,980	21,090	-	21,090	141,090	21,980	163,070	78,068	4,848	82,916
Undistributed Expenditures - Student Trans. - Non Inst. Equipmen	-	-	-	-	-	-	-	-	-	-	-	-
School Buses - Regular	-	-	-	-	-	-	-	-	-	-	-	-
School Buses - Special	-	-	-	-	-	-	-	-	-	-	-	-
Undistributed Expenditures - Business/Other Support Serv.	-	-	-	-	-	-	-	-	-	-	-	-
Undistributed Expenditures - Non Inst. Serv.	-	-	-	-	-	-	-	-	-	-	-	-
Capital Equipment	-	-	-	6,800	-	6,800	6,800	-	6,800	2,329	-	2,329
Special Schools (All Programs)	-	-	-	-	-	-	-	-	-	-	-	-
Total Equipment	1,289,350	40,393	1,329,743	257,027	10,850	267,877	1,546,377	51,243	1,597,620	1,066,492	17,970	1,084,462

73

PATERSON PUBLIC SCHOOLS
 COMBINING BUDGETARY COMPARISON SCHEDULE
 GENERAL FUND
 FOR THE FISCAL YEAR ENDED JUNE 30, 2009

	ORIGINAL BUDGET			BUDGET TRANSFER			FINAL BUDGET			ACTUAL		
	Operating Fund	Blended Resource	Total General	Operating Fund	Blended Resource	Total General	Operating Fund	Blended Resource	Total General	Operating Fund	Blended Resource	Total General
	Fund 11 - 13	Fund 15	Fund	Fund 11 - 13	Fund 15	Fund	Fund 11 - 13	Fund 15	Fund	Fund 11 - 13	Fund 15	Fund
Facilities Acquisition and Construction Services												
Salaries	-	-	-	-	-	-	-	-	-	-	-	-
Legal Services	-	-	-	\$ 25,640	-	\$ 25,640	\$ 25,640	-	\$ 25,640	\$ 25,640	-	\$ 25,640
Other Purchased Prof. & Tech. Serv.	-	-	-	93,337	-	93,337	93,337	-	93,337	38,751	-	38,751
Construction Services	\$ 1,372,455	-	\$ 1,372,455	57,865	-	57,865	1,430,320	-	1,430,320	910,952	-	910,952
General Supplies	-	-	-	-	-	-	-	-	-	-	-	-
Land and Improvements	-	-	-	-	-	-	-	-	-	-	-	-
Lease Purchase Agreements - Principal	-	-	-	-	-	-	-	-	-	-	-	-
Buildings Other than Lease Purchase Agreement	-	-	-	-	-	-	-	-	-	-	-	-
Infrastructure	-	-	-	-	-	-	-	-	-	-	-	-
Other Objects	-	-	-	-	-	-	-	-	-	-	-	-
Facilities Grant - Transfer to Special Revenues	-	-	-	-	-	-	-	-	-	-	-	-
Total Facilities Acquisition and Construction Services	1,372,455	-	1,372,455	176,842	-	176,842	1,549,297	-	1,549,297	975,343	-	975,343
Assets Acquired Under Capital Leases (non-budgeted)	-	-	-	-	-	-	-	-	-	-	-	-
Undistributed Expenditures:												
General Administration	-	-	-	-	-	-	-	-	-	-	-	-
School Administration	-	-	-	-	-	-	-	-	-	-	-	-
Assets Acquired Under Capital Leases (non-budgeted)	-	-	-	-	-	-	-	-	-	-	-	-
TOTAL CAPITAL OUTLAY	2,661,805	\$ 40,393	2,702,198	433,869	\$ 10,850	444,719	3,095,674	\$ 51,243	3,146,917	2,041,835	\$ 17,970	2,059,805
SPECIAL SCHOOLS												
Summer School - Instruction												
Supplies	-	-	-	-	-	-	-	-	-	-	-	-
Salaries of Teachers	379,415	-	379,415	-	-	-	379,415	-	379,415	348,906	-	348,906
Other Salaries for Instruction	218,304	-	218,304	-	-	-	218,304	-	218,304	212,198	-	212,198
Purchased Professional and Technical Services	50,900	-	50,900	-	-	-	50,900	-	50,900	34,482	-	34,482
Other Purchased Services (400-500 series)	-	-	-	-	-	-	-	-	-	-	-	-
General Supplies	13,400	-	13,400	-	-	-	13,400	-	13,400	11,308	-	11,308
Textbooks	-	-	-	-	-	-	-	-	-	-	-	-
Other Objects	-	-	-	-	-	-	-	-	-	-	-	-
Total Summer School - Instruction	662,019	-	662,019	-	-	-	662,019	-	662,019	606,894	-	606,894
Summer School - Support Services												
Salaries	27,491	-	27,491	-	-	-	27,491	-	27,491	23,024	-	23,024
Personal Services - Employee Benefits	-	-	-	-	-	-	-	-	-	-	-	-
Purchased Professional and Technical Services	-	-	-	-	-	-	-	-	-	-	-	-
Other Purchased Services (400-500 series)	-	-	-	-	-	-	-	-	-	-	-	-
Supplies and Materials	-	-	-	-	-	-	-	-	-	-	-	-
Other Objects	-	-	-	-	-	-	-	-	-	-	-	-
Total Summer School - Support Services	27,491	-	27,491	-	-	-	27,491	-	27,491	23,024	-	23,024
Total Summer School	689,510	-	689,510	-	-	-	689,510	-	689,510	629,918	-	629,918
Other Special Schools - Instruction												
Salaries of Teachers	-	-	-	-	-	-	-	-	-	-	-	-
Other Salaries for Instruction	-	-	-	-	-	-	-	-	-	-	-	-
Purchased Professional and Technical Services	-	-	-	-	-	-	-	-	-	-	-	-
Other Purchased Services (400-500 series)	-	-	-	-	-	-	-	-	-	-	-	-
General Supplies	-	-	-	-	-	-	-	-	-	-	-	-
Textbooks	-	-	-	-	-	-	-	-	-	-	-	-
Other Objects	-	-	-	-	-	-	-	-	-	-	-	-
Total Other Special Schools - Instruction	-	-	-	-	-	-	-	-	-	-	-	-
Other Special Schools - Support Services												
Salaries	-	-	-	-	-	-	-	-	-	-	-	-
Personal Services - Employee Benefits	-	-	-	-	-	-	-	-	-	-	-	-
Purchased Professional and Technical Services	-	-	-	-	-	-	-	-	-	-	-	-
Other Purchased Services (400-500 series)	-	-	-	-	-	-	-	-	-	-	-	-
Supplies and Materials	-	-	-	-	-	-	-	-	-	-	-	-
Other Objects	-	-	-	-	-	-	-	-	-	-	-	-
Total Other Special Schools - Support Services	-	-	-	-	-	-	-	-	-	-	-	-
Total Other Special Schools	-	-	-	-	-	-	-	-	-	-	-	-
Accred. Even/Adult H.S./Post-Grad.-Inst.												
Salaries of Teachers	116,280	-	116,280	(18,000)	-	(18,000)	98,280	-	98,280	91,622	-	91,622
Other Salaries for Instruction	29,184	-	29,184	-	-	-	29,184	-	29,184	8,328	-	8,328
Purchased Professional and Technical Services	-	-	-	-	-	-	-	-	-	-	-	-
Other Purchased Services (400-500 series)	-	-	-	-	-	-	-	-	-	-	-	-
General Supplies	3,000	-	3,000	-	-	-	3,000	-	3,000	2,794	-	2,794
Textbooks	-	-	-	-	-	-	-	-	-	-	-	-
Other Objects	-	-	-	-	-	-	-	-	-	-	-	-
Total Accred. Even/Adult H.S./Post-Grad.-Inst.	148,464	-	148,464	(18,000)	-	(18,000)	130,464	-	130,464	102,744	-	102,744

74

PATERSON PUBLIC SCHOOLS
 COMBINING BUDGETARY COMPARISON SCHEDULE
 GENERAL FUND
 FOR THE FISCAL YEAR ENDED JUNE 30, 2009

	ORIGINAL BUDGET			BUDGET TRANSFER			FINAL BUDGET			ACTUAL		
	Operating Fund Fund 11 - 13	Blended Resource Fund 15	Total General Fund	Operating Fund Fund 11 - 13	Blended Resource Fund 15	Total General Fund	Operating Fund Fund 11 - 13	Blended Resource Fund 15	Total General Fund	Operating Fund Fund 11 - 13	Blended Resource Fund 15	Total General Fund
Accred. Even./Adult H.S./Post-Grad.-Supp. Service												
Salaries	\$ 9,310	-	\$ 9,310	\$ 7,752	-	\$ 7,752	\$ 17,062	-	\$ 17,062	\$ 9,300	-	\$ 9,300
Personal Services - Employee Benefits	-	-	-	-	-	-	-	-	-	-	-	-
Purchased Professional and Technical Services	-	-	-	-	-	-	-	-	-	-	-	-
Other Purchased Services (400-500 series)	-	-	-	-	-	-	-	-	-	-	-	-
Supplies and Materials	-	-	-	-	-	-	-	-	-	-	-	-
Other Objects	-	-	-	-	-	-	-	-	-	-	-	-
Total Accred. Even./Adult H.S./Post-Grad.-Supp. Service	9,310	-	9,310	7,752	-	7,752	17,062	-	17,062	9,300	-	9,300
Total Accred. Even./Adult H.S./Post-Grad.	157,774	-	157,774	(10,248)	-	(10,248)	147,526	-	147,526	112,044	-	112,044
Adult Education-Local-Instruction												
Salaries of Teachers	769,101	-	769,101	(25,981)	-	(25,981)	743,120	-	743,120	743,120	-	743,120
Other Salaries for Instruction	52,795	-	52,795	(1,523)	-	(1,523)	51,272	-	51,272	43,333	-	43,333
Purchased Professional and Technical Services	-	-	-	-	-	-	-	-	-	-	-	-
Other Purchased Services (400-500 series)	-	-	-	-	-	-	-	-	-	-	-	-
General Supplies	7,000	-	7,000	-	-	-	7,000	-	7,000	6,450	-	6,450
Textbooks	-	-	-	-	-	-	-	-	-	-	-	-
Other Objects	-	-	-	-	-	-	-	-	-	-	-	-
Total Adult Education-Local-Instruction	828,896	-	828,896	(27,504)	-	(27,504)	801,392	-	801,392	792,903	-	792,903
Adult Education-Local-Support Serv.												
Salaries	205,346	-	205,346	15,504	-	15,504	220,850	-	220,850	201,692	-	201,692
Personal Services - Employee Benefits	134,009	-	134,009	-	-	-	134,009	-	134,009	111,276	-	111,276
Purchased Professional and Technical Services	-	-	-	-	-	-	-	-	-	-	-	-
Other Purchased Services (400-500 series)	-	-	-	-	-	-	-	-	-	-	-	-
Supplies and Materials	-	-	-	-	-	-	-	-	-	-	-	-
Adult Education-Support Services	-	-	-	-	-	-	-	-	-	-	-	-
Other Objects	-	-	-	-	-	-	-	-	-	-	-	-
Total Adult Education-Local-Support Serv.	339,355	-	339,355	15,504	-	15,504	354,859	-	354,859	312,968	-	312,968
Total Adult Education-Local	1,168,251	-	1,168,251	(12,000)	-	(12,000)	1,156,251	-	1,156,251	1,105,871	-	1,105,871
Vocational Evening-Local-Instruction												
Salaries of Teachers	49,246	-	49,246	-	-	-	49,246	-	49,246	6,463	-	6,463
Other Salaries for Instruction	-	-	-	-	-	-	-	-	-	-	-	-
Purchased Professional and Technical Services	-	-	-	-	-	-	-	-	-	-	-	-
Other Purchased Services (400-500 series)	-	-	-	-	-	-	-	-	-	-	-	-
General Supplies	-	-	-	-	-	-	-	-	-	-	-	-
Textbooks	-	-	-	-	-	-	-	-	-	-	-	-
Other Objects	-	-	-	-	-	-	-	-	-	-	-	-
Total Vocational Evening-Local-Instruction	49,246	-	49,246	-	-	-	49,246	-	49,246	6,463	-	6,463
Vocational Evening-Local-Support Serv.												
Salaries	-	-	-	-	-	-	-	-	-	-	-	-
Personal Services - Employee Benefits	-	-	-	-	-	-	-	-	-	-	-	-
Purchased Professional and Technical Services	-	-	-	-	-	-	-	-	-	-	-	-
Other Purchased Services (400-500 series)	-	-	-	-	-	-	-	-	-	-	-	-
Supplies and Materials	-	-	-	-	-	-	-	-	-	-	-	-
Other Objects	-	-	-	-	-	-	-	-	-	-	-	-
Total Vocational Evening-Local-Support Serv.	-	-	-	-	-	-	-	-	-	-	-	-
Total Vocational Evening-Local	49,246	-	49,246	-	-	-	49,246	-	49,246	6,463	-	6,463
Even.-Sch.-Foreign-Born-Local-Inst.												
Salaries of Teachers	7,752	-	7,752	(7,752)	-	(7,752)	-	-	-	-	-	-
Other Salaries for Instruction	-	-	-	-	-	-	-	-	-	-	-	-
Purchased Professional and Technical Services	-	-	-	-	-	-	-	-	-	-	-	-
Other Purchased Services (400-500 series)	-	-	-	-	-	-	-	-	-	-	-	-
General Supplies	-	-	-	-	-	-	-	-	-	-	-	-
Textbooks	-	-	-	-	-	-	-	-	-	-	-	-
Other Objects	-	-	-	-	-	-	-	-	-	-	-	-
Total Even.-Sch.-Foreign-Born-Local-Inst.	7,752	-	7,752	(7,752)	-	(7,752)	-	-	-	-	-	-
Even.-Sch.-Foreign-Born-Local-Sup. Serv.												
Salaries	-	-	-	-	-	-	-	-	-	-	-	-
Personal Services - Employee Benefits	-	-	-	-	-	-	-	-	-	-	-	-
Purchased Professional and Technical Services	-	-	-	-	-	-	-	-	-	-	-	-
Other Purchased Services (400-500 series)	-	-	-	-	-	-	-	-	-	-	-	-
Supplies and Materials	-	-	-	-	-	-	-	-	-	-	-	-
GED Testing	-	-	-	30,000	-	30,000	30,000	-	30,000	26,280	-	26,280
Other Objects	-	-	-	-	-	-	-	-	-	-	-	-
Total Even.-Sch.-Foreign-Born-Local-Sup. Serv.	-	-	-	30,000	-	30,000	30,000	-	30,000	26,280	-	26,280
Total Even.-Sch.-Foreign-Born-Local	7,752	-	7,752	22,248	-	22,248	30,000	-	30,000	26,280	-	26,280
TOTAL SPECIAL SCHOOLS	2,072,533	-	2,072,533	-	-	-	2,072,533	-	2,072,533	1,880,576	-	1,880,576
Transfer of Funds to Charter Schools	10,264,012	-	10,264,012	840,462	-	840,462	11,104,474	-	11,104,474	11,104,474	-	11,104,474
TOTAL EXPENDITURES	207,489,720	\$ 249,616,128	457,105,848	5,861,615	\$ (4,632,559)	1,229,056	213,351,335	\$ 244,983,569	458,334,904	226,462,550	\$ 234,597,739	461,060,289
Excess (Deficiency) of Revenues												
Over (Under) Expenditures	227,081,805	(249,616,128)	(22,534,323)	(5,861,615)	4,632,559	(1,229,056)	221,220,190	(244,983,569)	(23,763,379)	239,904,574	(234,597,739)	5,306,835

75

PATERSON PUBLIC SCHOOLS
 COMBINING BUDGETARY COMPARISON SCHEDULE
 GENERAL FUND
 FOR THE FISCAL YEAR ENDED JUNE 30, 2009

	ORIGINAL BUDGET			BUDGET TRANSFER			FINAL BUDGET			ACTUAL		
	Operating Fund Fund 11 - 13	Blended Resource Fund 15	Total General Fund	Operating Fund Fund 11 - 13	Blended Resource Fund 15	Total General Fund	Operating Fund Fund 11 - 13	Blended Resource Fund 15	Total General Fund	Operating Fund Fund 11 - 13	Blended Resource Fund 15	Total General Fund
Other Financing Sources:												
Operating Transfer In:												
Contr. to School Based Budgets - General Fund	-	\$ 241,566,102	\$ 241,566,102	-	\$ (4,941,233)	\$ (4,941,233)	-	\$ 236,624,869	\$ 236,624,869	-	\$ 226,529,002	\$ 226,529,002
Contr. to School Based Budgets - Spec. Rev. Fund	-	8,050,026	8,050,026	-	308,674	308,674	-	8,358,700	8,358,700	-	8,068,737	8,068,737
Operating Transfers Out:												
Transfer to Special Revenue Fund - Preschool Prog.	\$ (3,944,501)	-	(3,944,501)	-	-	-	\$ (3,944,501)	-	(3,944,501)	\$ (3,944,501)	-	(3,944,501)
Transfer to Food Service Fund - Board Contribution	-	-	-	-	-	-	-	-	-	-	-	-
Transfer to Capital Projects Fund	-	-	-	-	-	-	-	-	-	-	-	-
Contribution to School Based Budgets	(241,566,102)	-	(241,566,102)	\$ 4,941,233	-	4,941,233	(236,624,869)	-	(236,624,869)	(226,529,002)	-	(226,529,002)
Capital Reserve - Transfer to Capital Project Fd	-	-	-	-	-	-	-	-	-	-	-	-
Capital Reserve - Transfer to Debt Service Fd	-	-	-	-	-	-	-	-	-	-	-	-
Capital Leases (non-budgeted)	-	-	-	-	-	-	-	-	-	-	-	-
Total Other Financing Sources:	<u>(245,510,603)</u>	<u>249,616,128</u>	<u>4,105,525</u>	<u>4,941,233</u>	<u>(4,632,559)</u>	<u>308,674</u>	<u>(240,569,370)</u>	<u>244,983,569</u>	<u>4,414,199</u>	<u>(230,473,503)</u>	<u>234,597,739</u>	<u>4,124,236</u>
Excess (Deficiency) of Revenues and Other Financing Sources												
Over (Under) Expenditures and Other Financing Sources (Li	(18,428,798)	-	(18,428,798)	(920,382)	-	(920,382)	(19,349,180)	-	(19,349,180)	9,431,071	-	9,431,071
Fund Balance, July 1	<u>29,773,810</u>	<u>-</u>	<u>29,773,810</u>	<u>-</u>	<u>-</u>	<u>-</u>	<u>29,773,810</u>	<u>-</u>	<u>29,773,810</u>	<u>29,773,810</u>	<u>-</u>	<u>29,773,810</u>
Fund Balance, June 30	<u>\$ 11,345,012</u>	<u>\$ -</u>	<u>\$ 11,345,012</u>	<u>\$ (920,382)</u>	<u>\$ -</u>	<u>\$ (920,382)</u>	<u>\$ 10,424,630</u>	<u>\$ -</u>	<u>\$ 10,424,630</u>	<u>\$ 39,204,881</u>	<u>\$ -</u>	<u>\$ 39,204,881</u>

**PATERSON PUBLIC SCHOOLS
BUDGETARY COMPARISON SCHEDULE
SPECIAL REVENUE FUND
FOR THE FISCAL YEAR ENDED JUNE 30, 2009**

	Original Budget	Budget Transfers	Final Budget	Actual	Variance Final to Actual
REVENUES					
Local Sources	-	\$ 123,091	\$ 123,091	\$ 110,614	\$ (12,477)
State Sources	\$ 50,386,607	(1,484,509)	48,902,098	44,769,964	(4,132,134)
Federal Sources	26,488,772	8,029,884	34,518,656	26,228,638	(8,290,018)
Total Revenues	<u>76,875,379</u>	<u>6,668,466</u>	<u>83,543,845</u>	<u>71,109,216</u>	<u>(12,434,629)</u>
EXPENDITURES					
Instruction:					
Salaries of Teachers	5,911,950	4,396,461	10,308,411	6,843,785	3,464,626
Other Salaries for Instruction	989,789	401,945	1,391,734	851,564	540,170
Purchased Professional - Educational Services		115,024	115,024	110,022	5,002
Purchased Professional and Technical Services	2,679,013	(585,939)	2,093,074	1,798,619	294,455
Other Purchased Services (400-500 series)	374,481	1,079	375,560	7,689	367,871
General Supplies	1,706,391	330,269	2,036,660	1,734,722	301,938
Textbooks	158,617	(54,635)	103,982	91,702	12,280
Tuition	5,009,886	547,412	5,557,298	3,534,657	2,022,641
Other Objects	20,760	17,660	38,420	35,535	2,885
Total instruction	<u>16,850,887</u>	<u>5,169,276</u>	<u>22,020,163</u>	<u>15,008,295</u>	<u>7,011,868</u>
Support services:					
Salaries of Other Professional Staff	4,754,247	99,879	4,854,126	3,586,710	1,267,416
Salaries of Supervisors of Instruction	852,021	33,301	885,322	814,789	70,533
Salaries of Secretarial and Clerical Asst.	375,280	79,595	454,875	413,881	40,994
Other Salaries	168,489	429,179	597,668	594,424	3,244
Personal Services - Employee Benefits	3,769,730	497,187	4,266,917	2,954,822	1,312,095
Purchased Educational Services - Contracted Pre-K	40,486,970	(2,075,006)	38,411,964	36,686,590	1,725,374
Purchased Professional - Educational Services	4,323,433	864,926	5,188,359	4,837,516	350,843
Other Purchased Professional Services	137,803	594,399	732,202	711,953	20,249
Purchased Technical Services	29,200	218,470	247,670	230,358	17,312
Contr. Serv.-Trans. (Field Trips)	144,000	44,730	188,730	88,441	100,289
Travel	50,649	(394)	50,255	33,486	16,769
Other Purchased Services (400-500 series)	72,617	72,101	144,718	70,767	73,951
Supplies & Materials	111,935	107,062	218,997	150,995	68,002
Indirect Costs	551,120	73,717	624,837	624,837	-
Other Objects	68,973	49,610	118,583	97,067	21,516
Total support services	<u>55,896,467</u>	<u>1,088,756</u>	<u>56,985,223</u>	<u>51,896,636</u>	<u>5,088,587</u>

**PATERSON PUBLIC SCHOOLS
BUDGETARY COMPARISON SCHEDULE
SPECIAL REVENUE FUND
FOR THE FISCAL YEAR ENDED JUNE 30, 2009**

	<u>Original Budget</u>	<u>Budget Transfers</u>	<u>Final Budget</u>	<u>Actual</u>	<u>Variance Final to Actual</u>
EXPENDITURES (CONT'D):					
Facilities acquisition and const. serv.:					
Building		-		-	-
Instructional Equipment	\$ 7,500	\$ 17,968	\$ 25,468	\$ 16,968	\$ 8,500
Noninstructional Equipment	15,000	83,792	98,792	63,081	35,711
Total facilities acquisition and const. serv.	<u>22,500</u>	<u>101,760</u>	<u>124,260</u>	<u>80,049</u>	<u>44,211</u>
Transfer to Charter Schools		-		-	-
Sub-total Expenditures	<u>72,769,854</u>	<u>6,359,792</u>	<u>79,129,646</u>	<u>66,984,980</u>	<u>12,144,666</u>
OTHER FINANCING SOURCES (USES)					
Transfer In from General Fund-Preschool Program	3,944,501	-	3,944,501	3,944,501	-
Transfer Out to School Based Budgets (General Fund)	<u>(8,050,026)</u>	<u>(308,674)</u>	<u>(8,358,700)</u>	<u>(8,068,737)</u>	<u>289,963</u>
Sub-total Other Financing Sources (Uses)	<u>(4,105,525)</u>	<u>(308,674)</u>	<u>(4,414,199)</u>	<u>(4,124,236)</u>	<u>289,963</u>
Total Outflows	<u>76,875,379</u>	<u>6,668,466</u>	<u>83,543,845</u>	<u>71,109,216</u>	<u>12,434,629</u>
Excess (Deficiency) of Revenues Over (Under) Expenditures and Other Financing Sources (Uses)	<u>\$ -</u>	<u>\$ -</u>	<u>\$ -</u>	<u>\$ -</u>	<u>\$ -</u>

**PATERSON PUBLIC SCHOOLS
REQUIRED SUPPLEMENTARY INFORMATION
BUDGETARY COMPARISON SCHEDULE
FOR THE FISCAL YEAR ENDED JUNE 30, 2009**

Formal budgetary integration into the accounting system is employed as a management control device during the year. For governmental funds there are no substantial differences between the budgetary basis of accounting and accounting principles generally accepted in the United States of America, with the exception of the legally mandated revenue recognition of certain state aid payments for budgetary purposes only and the treatment of encumbrances in the special revenue fund as described below. Encumbrance accounting is also employed as an extension of formal budgetary integration of the governmental fund types. Unencumbered appropriations lapse at fiscal year end.

The accounting records of the Special Revenue Fund is maintained on the grant accounting budgetary basis. The grant accounting budgetary basis differs from GAAP in that the grant accounting budgetary basis recognizes encumbrances as expenditures and also recognizes the related revenues, whereas the GAAP basis does not. Sufficient supplemental records are maintained to allow for the presentation of GAAP basis financial reports.

The following presents a reconciliation of the General and Special Revenue Funds from the budgetary basis of accounting as presented in the Budgetary Comparison Schedule - General Fund and Special Revenue Fund to the GAAP basis of accounting as presented in the Statement of Revenues, Expenditures and Changes in Fund Balance - Governmental Funds.

		<u>General Fund</u>		<u>Special Revenue Fund</u>
Sources/Inflows of Resources				
Actual amounts (budgetary basis) revenue from the budgetary comparison schedule (Exhibits C-1, C-2)	(C-1)	\$ 466,367,124	(C-2)	\$ 71,109,216
Difference - Budget to GAAP				
Encumbrances for good and services ordered but not received are reported in the year the order is placed for budgetary purposes but in the year the goods and services are received for financial reporting purposes.				
Prior Year Encumbrances				4,071,660
Current Year Encumbrances				(1,046,908)
State Aid payments recognized for GAAP Purposes not recognized for Budgetary statements. (June 30, 2008)		18,646,699		582,331
State Aid payments recognized for budgetary purposes not recognized for GAAP statements. (June 30, 2009)		<u>(39,291,096)</u>		<u>-</u>
Total revenues as reported on the Statement of Revenues, Expenditures and Changes in Fund Balances - Governmental Funds (Exhibit B-2)	(B-2)	<u>\$ 445,722,727</u>	(B-2)	<u>\$ 74,716,299</u>
Uses/Outflows of Resources				
Actual amounts (budgetary basis) total expenditures from the budgetary comparison schedule (Exhibits C-1,C-2)	(C-1)	\$ 461,060,289	(C-2)	\$ 66,984,980
Differences - Budget to GAAP				
Encumbrances for good and services ordered but not received are reported in the year the order is placed for budgetary purposes but in the year the goods and services are received for financial reporting purposes.				
Prior Year Encumbrances				4,071,660
Current Year Encumbrances		<u>-</u>		<u>(1,046,908)</u>
Total expenditures as reported on the Statement of Revenues, Expenditures, and Changes in Fund Balances - Governmental Funds (Exhibit B-2)	(B-2)	<u>\$ 461,060,289</u>	(B-2)	<u>\$ 70,009,732</u>

OTHER SUPPLEMENTARY INFORMATION

SCHOOL LEVEL SCHEDULES

**PATERSON PUBLIC SCHOOLS
GENERAL FUND
COMBINING BALANCE SHEET
AS OF JUNE 30, 2009**

	Operating Fund	Blended Resource Fund	Total General Fund
ASSETS			
Cash	\$ 6,261,040	\$ 12,751,811	\$ 19,012,851
Receivables			
Intergovernmental			
State	1,701,114		1,701,114
Federal	84,420		84,420
Accounts	882,104		882,104
Due from Other Funds	9,263,145	-	9,263,145
	<hr/>	<hr/>	<hr/>
Total Assets	\$ 18,191,823	\$ 12,751,811	\$ 30,943,634
	<hr/>	<hr/>	<hr/>
LIABILITIES AND FUND BALANCES			
Liabilities			
Accounts Payable	\$ 8,718,117	\$ 4,818,896	\$ 13,537,013
Accrued Salaries and Wages	3,494,669	6,767,915	10,262,584
Claims and Judgments Payable	4,221,919		4,221,919
Accrued Liability for Insurance Claims	67,035	-	67,035
Compensated Absences Payable	1,755,000	1,165,000	2,920,000
Deferred Revenue	21,298	-	21,298
	<hr/>	<hr/>	<hr/>
Total Liabilities	18,278,038	12,751,811	31,029,849
	<hr/>	<hr/>	<hr/>
Fund Balances			
Reserved			
Reserved for Encumbrances	1,315,351		1,315,351
Capital Reserve	1,000		1,000
Excess Surplus, Designated in Subsequent Year's Expenditures	1,659,722		1,659,722
Excess Surplus	10,308,731		10,308,731
Unreserved			
Designated in Subsequent Year's Expenditures	17,271,800		17,271,800
Undesignated, Reported in General Fund	(30,642,819)	-	(30,642,819)
	<hr/>	<hr/>	<hr/>
Total General Fund	(86,215)	-	(86,215)
	<hr/>	<hr/>	<hr/>
Total Liabilities and Fund Balances	\$ 18,191,823	\$ 12,751,811	\$ 30,943,634
	<hr/>	<hr/>	<hr/>

BLENDING RESOURCE FUND

PATERSON PUBLIC SCHOOLS
 BLENDED RESOURCE FUND 15
 SCHEDULE OF EXPENDITURES ALLOCATED
 BY RESOURCE TYPE - ACTUAL
 FOR THE FISCAL YEAR ENDED JUNE 30, 2009

District-wide

Resources	Resource Amount (Final Budget)	District-wide Blended % of Total Resources	Total Expenditures Allocated as a % of Total Resources	Total Surplus/ Carryover
General Fund Contribution	\$ 236,555,069		\$ 226,459,202	\$ 10,095,867
General Fund Reserve for Encumbrances at June 30, 2008	69,800		69,800	-
Other State Resources				
Preschool Education Aid	1,500,000			
Total Other State Resources	1,500,000		1,500,000	-
Combined General Fund Contribution & State Resources	238,124,868	97.20%	228,029,002	10,095,867
Restricted Federal Resources				
Title I, Part A of NCLB: <i>Improving Basic Programs</i>	4,201,530		4,008,522	193,008
Title I, Part A - June 30, 2008 Deferred Revenue	190,778		190,778	-
	4,392,308	1.79%	4,199,300	193,008
Title II, Part A: <i>Teacher and Principal Training and Recruiting</i>	1,938,256		1,841,325	96,931
Title II, Part A - June 30, 2008 Deferred Revenue	105,836		105,836	-
	2,044,092	0.83%	1,947,161	96,931
Title II, Part D: <i>Enhancing Education through Technology</i>	-		-	-
Title II, Part D - June 30, 2008 Deferred Revenue	-		-	-
	-	0.00%	-	-
Title III, Part A: <i>English Language Acq.</i>	410,240		383,277	26,963
Title III, Part A - June 30, 2008 Deferred Revenue	38,999		38,999	-
	449,239	0.18%	422,276	26,963
Title IV, Part A: <i>Safe and Drug-Free Schools and Communities</i>	-		-	-
Title IV, Part A - June 30, 2008 Deferred Revenue	-		-	-
	-	0.00%	-	-
Title V, Part A: <i>Innovative Programs</i>	-		-	-
Title V, Part A - June 30, 2008 Deferred Revenue	-		-	-
	-	0.00%	-	-
Total Restricted Federal Resources	6,858,701	2.80%	6,568,737	316,902
Totals	244,983,569	100.00%	\$ 234,597,739	\$ 10,385,830

PATERSON PUBLIC SCHOOLS
 BLENDED RESOURCE FUND 15
 SCHEDULE OF EXPENDITURES ALLOCATED
 BY RESOURCE TYPE - ACTUAL
 FOR THE FISCAL YEAR ENDED JUNE 30, 2009

School: No. 1

Resources	Resource Amount (Final Budget)	District-wide Blended % of Total Resources	Total Expenditures Allocated as a % of Total Resources	Total Surplus/ Carryover
General Fund Contribution to Whole School Reform	\$ 2,281,813		\$ 2,206,901	\$ 74,912
General Fund Reserve for Encumbrances at June 30, 2008	158		158	-
Other State Resources				
Preschool Education Aid	-			
Total Other State Resources	-		-	-
Combined General Fund Contribution & State Resources	2,281,971	95.63%	2,207,059	74,912
Restricted Federal Resources				
Title I, Part A : <i>Improving Basic Programs</i>	64,937		62,623	2,314
Title I, Part A - June 30, 2008 Deferred Revenue	2,460		2,460	-
	<u>67,397</u>	<u>3%</u>	<u>65,083</u>	<u>2,314</u>
Title II, Part A: <i>Teacher and Principal Training and Recruiting</i>	29,955		29,080	875
Title II, Part A - June 30, 2008 Deferred Revenue	-		-	-
	<u>29,955</u>	<u>1.26%</u>	<u>29,080</u>	<u>875</u>
Title II, Part D: <i>Enhancing Education through Technology</i>	-		-	-
Title II, Part D - June 30, 2008 Deferred Revenue	-		-	-
	<u>-</u>	<u>0.00%</u>	<u>-</u>	<u>-</u>
Title III, Part A: <i>English Language Acq.</i>	6,340		6,020	320
Title III, Part A - June 30, 2008 Deferred Revenue	673		673	-
	<u>7,013</u>	<u>0.29%</u>	<u>6,693</u>	<u>320</u>
Title IV, Part A: <i>Safe and Drug-Free Schools and Communities</i>	-		-	-
Title IV, Part A - June 30, 2008 Deferred Revenue	-		-	-
	<u>-</u>	<u>0.00%</u>	<u>-</u>	<u>-</u>
Title V, Part A: <i>Innovative Programs</i>	-		-	-
Title V, Part A - June 30, 2008 Deferred Revenue	-		-	-
	<u>-</u>	<u>0.00%</u>	<u>-</u>	<u>-</u>
Total Restricted Federal Resources	104,365	4%	100,856	3,189
Totals	\$ 2,386,336	100.00%	\$ 2,307,915	\$ 78,421

PATERSON PUBLIC SCHOOLS
 BLENDED RESOURCE FUND 15
 SCHEDULE OF EXPENDITURES ALLOCATED
 BY RESOURCE TYPE - ACTUAL
 FOR THE FISCAL YEAR ENDED JUNE 30, 2008

School: No. 2

Resources	Resource Amount (Final Budget)	District-wide Blended % of Total Resources	Total Expenditures Allocated as a % of Total Resources	Total Surplus/ Carryover
General Fund Contribution to Whole School Reform	\$ 6,269,912		\$ 5,766,937	\$ 502,975
General Fund Reserve for Encumbrances at June 30, 2008	10,669		10,669	-
Other State Resources				
Preschool Education Aid	-			
Total Other State Resources	-		-	-
Combined General Fund Contribution & State Resources	6,280,581	96.32%	5,777,606	502,975
Restricted Federal Resources				
Title I, Part A : <i>Improving Basic Programs</i>	147,252		134,747	12,505
Title I, Part A - June 30, 2008 Deferred Revenue	6,214		6,214	-
	153,466	2.35%	140,961	12,505
Title II, Part A: <i>Teacher and Principal Training and Recruiting</i>	67,932		62,477	5,455
Title II, Part A - June 30, 2008 Deferred Revenue	2,905		2,905	-
	70,837	1.09%	65,382	5,455
Title II, Part D: <i>Enhancing Education through Technology</i>	-		-	-
Title II, Part D - June 30, 2008 Deferred Revenue	-		-	-
	-	0.00%	-	-
Title III, Part A: <i>English Language Acq.</i>	14,378		13,323	1,055
Title III, Part A - June 30, 2008 Deferred Revenue	1,073		1,073	-
	15,451	0.24%	14,396	1,055
Title IV, Part A: <i>Safe and Drug-Free Schools and Communities</i>	-		-	-
Title IV, Part A - June 30, 2008 Deferred Revenue	-		-	-
	-	0.00%	-	-
Title V, Part A: <i>Innovative Programs</i>	-		-	-
Title V, Part A - June 30, 2008 Deferred Revenue	-		-	-
	-	0.00%	-	-
Total Restricted Federal Resources	239,754	3.68%	220,739	19,015
Totals	\$ 6,520,335	100.00%	\$ 5,998,345	\$ 521,990

PATERSON PUBLIC SCHOOLS
 BLENDED RESOURCE FUND 15
 SCHEDULE OF EXPENDITURES ALLOCATED
 BY RESOURCE TYPE - ACTUAL
 FOR THE FISCAL YEAR ENDED JUNE 30, 2008

School: No. 3

Resources	Resource Amount (Final Budget)	District-wide Blended % of Total Resources	Total Expenditures Allocated as a % of Total Resources	Total Surplus/ Carryover
General Fund Contribution to Whole School Reform	\$ 3,979,960		\$ 3,890,187	\$ 89,773
General Fund Reserve for Encumbrances at June 30, 2008	476		476	-
Other State Resources				
Preschool Education Aid	-			
Total Other State Resources	-		-	-
Combined General Fund Contribution & State Resources	3,980,436	94.91%	3,890,663	89,773
Restricted Federal Resources				
Title I, Part A : <i>Improving Basic Programs</i>	107,371		104,213	3,158
Title I, Part A - June 30, 2008 Deferred Revenue	39,673		39,673	-
	147,044	3.51%	143,886	3,158
Title II, Part A: <i>Teacher and Principal Training and Recruiting</i>	49,533		48,135	1,398
Title II, Part A - June 30, 2008 Deferred Revenue	5,566		5,566	-
	55,099	1.31%	53,701	1,398
Title II, Part D: <i>Enhancing Education through Technology</i>	-		-	-
Title II, Part D - June 30, 2008 Deferred Revenue	-		-	-
	-	0.00%	-	-
Title III, Part A: <i>English Language Acq.</i>	10,484		10,143	341
Title III, Part A - June 30, 2008 Deferred Revenue	925		925	-
	11,409	0.27%	11,068	341
Title IV, Part A: <i>Safe and Drug-Free Schools and Communities</i>	-		-	-
Title IV, Part A - June 30, 2008 Deferred Revenue	-		-	-
	-	0.00%	-	-
Title V, Part A: <i>Innovative Programs</i>	-		-	-
Title V, Part A - June 30, 2008 Deferred Revenue	-		-	-
	-	0.00%	-	-
Total Restricted Federal Resources	213,552	5.09%	208,655	4,897
Totals	\$ 4,193,988	100.00%	\$ 4,099,318	\$ 94,670

PATERSON PUBLIC SCHOOLS
 BLENDED RESOURCE FUND 15
 SCHEDULE OF EXPENDITURES ALLOCATED
 BY RESOURCE TYPE - ACTUAL
 FOR THE FISCAL YEAR ENDED JUNE 30, 2008

School: No. 4

Resources	Resource Amount (Final Budget)	District-wide Blended % of Total Resources	Total Expenditures Allocated as a % of Total Resources	Total Surplus/ Carryover
General Fund Contribution to Whole School Reform	\$ 4,755,654		\$ 4,488,492	\$ 267,162
General Fund Reserve for Encumbrances at June 30, 2008	570		570	-
Other State Resources				
Preschool Education Aid	-			
Total Other State Resources	-		-	-
Combined General Fund Contribution & State Resources	4,756,224	97.04%	4,489,062	267,162
Restricted Federal Resources				
Title I, Part A : <i>Improving Basic Programs</i>	89,987		84,483	5,504
Title I, Part A - June 30, 2008 Deferred Revenue	4,336		4,336	-
	94,323	1.92%	88,819	5,504
Title II, Part A: <i>Teacher and Principal Training and Recruiting</i>	41,513		39,321	2,192
Title II, Part A - June 30, 2008 Deferred Revenue	-		-	-
	41,513	0.85%	39,321	2,192
Title II, Part D: <i>Enhancing Education through Technology</i>	-		-	-
Title II, Part D - June 30, 2008 Deferred Revenue	-		-	-
	-	0.00%	-	-
Title III, Part A: <i>English Language Acq.</i>	8,786		8,462	324
Title III, Part A - June 30, 2008 Deferred Revenue	327		327	-
	9,113	0.19%	8,789	324
Title IV, Part A: <i>Safe and Drug-Free Schools and Communities</i>	-		-	-
Title IV, Part A - June 30, 2008 Deferred Revenue	-		-	-
	-	0.00%	-	-
Title V, Part A: <i>Innovative Programs</i>	-		-	-
Title V, Part A - June 30, 2008 Deferred Revenue	-		-	-
	-	0.00%	-	-
Total Restricted Federal Resources	144,949	2.96%	136,929	8,020
Totals	\$ 4,901,173	100.00%	\$ 4,625,991	\$ 275,182

PATERSON PUBLIC SCHOOLS
 BLENDED RESOURCE FUND 15
 SCHEDULE OF EXPENDITURES ALLOCATED
 BY RESOURCE TYPE - ACTUAL
 FOR THE FISCAL YEAR ENDED JUNE 30, 2008

School: No. 5

Resources	Resource Amount (Final Budget)	District-wide Blended % of Total Resources	Total Expenditures Allocated as a % of Total Resources	Total Surplus/ Carryover
General Fund Contribution to Whole School Reform	\$ 8,185,734		\$ 7,915,021	\$ 270,713
General Fund Reserve for Encumbrances at June 30, 2008	-		-	-
Other State Resources				
Preschool Education Aid	-			
Total Other State Resources	-		-	-
Combined General Fund Contribution & State Resources	8,185,734	95.45%	7,915,021	270,713
Restricted Federal Resources				
Title I, Part A : <i>Improving Basic Programs</i>	236,983		228,362	8,621
Title I, Part A - June 30, 2008 Deferred Revenue	11,286		11,286	-
	248,269	2.89%	239,648	8,621
Title II, Part A: <i>Teacher and Principal Training and Recruiting</i>	109,325		105,713	3,612
Title II, Part A - June 30, 2008 Deferred Revenue	7,063		7,063	-
	116,388	1.36%	112,776	3,612
Title II, Part D: <i>Enhancing Education through Technology</i>	-		-	-
Title II, Part D - June 30, 2008 Deferred Revenue	-		-	-
	-	0.00%	-	-
Title III, Part A: <i>English Language Acq.</i>	23,139		22,346	793
Title III, Part A - June 30, 2008 Deferred Revenue	2,531		2,531	-
	25,670	0.30%	24,877	793
Title IV, Part A: <i>Safe and Drug-Free Schools and Communities</i>	-		-	-
Title IV, Part A - June 30, 2008 Deferred Revenue	-		-	-
	-	0.00%	-	-
Title V, Part A: <i>Innovative Programs</i>	-		-	-
Title V, Part A - June 30, 2008 Deferred Revenue	-		-	-
	-	0.00%	-	-
Total Restricted Federal Resources	390,327	4.55%	377,301	13,026
Totals	\$ 8,576,061	100.00%	\$ 8,292,322	\$ 283,739

PATERSON PUBLIC SCHOOLS
 BLENDED RESOURCE FUND 15
 SCHEDULE OF EXPENDITURES ALLOCATED
 BY RESOURCE TYPE - ACTUAL
 FOR THE FISCAL YEAR ENDED JUNE 30, 2008

School: No. 6

Resources	Resource Amount (Final Budget)	District-wide Blended % of Total Resources	Total Expenditures Allocated as a % of Total Resources	Total Surplus/ Carryover
General Fund Contribution to Whole School Reform	\$ 5,116,381		\$ 4,908,798	\$ 207,583
General Fund Reserve for Encumbrances at June 30, 2008	-		-	-
Other State Resources				
Preschool Education Aid	-			
Total Other State Resources	-		-	-
Combined General Fund Contribution & State Resources	5,116,381	96.86%	4,908,798	207,583
Restricted Federal Resources				
Title I, Part A : <i>Improving Basic Programs</i>	97,656		93,561	4,095
Title I, Part A - June 30, 2008 Deferred Revenue	7,291		7,291	-
	104,947	1.99%	100,852	4,095
Title II, Part A: <i>Teacher and Principal Training and Recruiting</i>	45,051		43,097	1,954
Title II, Part A - June 30, 2008 Deferred Revenue	5,048		5,048	-
	50,099	0.95%	48,145	1,954
Title II, Part D: <i>Enhancing Education through Technology</i>	-		-	-
Title II, Part D - June 30, 2008 Deferred Revenue	-		-	-
	-	0.00%	-	-
Title III, Part A: <i>English Language Acq.</i>	9,535		8,879	656
Title III, Part A - June 30, 2008 Deferred Revenue	1,257		1,257	-
	10,792	0.20%	10,136	656
Title IV, Part A: <i>Safe and Drug-Free Schools and Communities</i>	-		-	-
Title IV, Part A - June 30, 2008 Deferred Revenue	-		-	-
	-	0.00%	-	-
Title V, Part A: <i>Innovative Programs</i>	-		-	-
Title V, Part A - June 30, 2008 Deferred Revenue	-		-	-
	-	0.00%	-	-
Total Restricted Federal Resources	165,838	3.14%	159,133	6,705
Totals	\$ 5,282,219	100.00%	\$ 5,067,931	\$ 214,288

PATERSON PUBLIC SCHOOLS
 BLENDED RESOURCE FUND 15
 SCHEDULE OF EXPENDITURES ALLOCATED
 BY RESOURCE TYPE - ACTUAL
 FOR THE FISCAL YEAR ENDED JUNE 30, 2008

School: No. 7

Resources	Resource Amount (Final Budget)	District-wide Blended % of Total Resources	Total Expenditures Allocated as a % of Total Resources	Total Surplus/ Carryover
General Fund Contribution to Whole School Reform	\$ 2,756,427		\$ 2,649,152	\$ 107,275
General Fund Reserve for Encumbrances at June 30, 2008	-		-	-
Other State Resources				
Preschool Education Aid	-			
Total Other State Resources	-		-	-
Combined General Fund Contribution & State Resources	2,756,427	96.25%	2,649,152	107,275
Restricted Federal Resources				
Title I, Part A : <i>Improving Basic Programs</i>	66,723		63,920	2,803
Title I, Part A - June 30, 2008 Deferred Revenue	2,962		2,962	-
	69,685	2.43%	66,882	2,803
Title II, Part A: <i>Teacher and Principal Training and Recruiting</i>	30,781		29,450	1,331
Title II, Part A - June 30, 2008 Deferred Revenue	-		-	-
	30,781	1.07%	29,450	1,331
Title II, Part D: <i>Enhancing Education through Technology</i>			-	-
Title II, Part D - June 30, 2008 Deferred Revenue	-		-	-
	-	0.00%	-	-
Title III, Part A: <i>English Language Acq.</i>	6,515		6,185	330
Title III, Part A - June 30, 2008 Deferred Revenue	696		696	-
	7,211	0.25%	6,881	330
Title IV, Part A: <i>Safe and Drug-Free Schools and Communities</i>	-		-	-
Title IV, Part A - June 30, 2008 Deferred Revenue	-		-	-
	-	0.00%	-	-
Title V, Part A: <i>Innovative Programs</i>	-		-	-
Title V, Part A - June 30, 2008 Deferred Revenue	-		-	-
	-	0.00%	-	-
Total Restricted Federal Resources	107,677	3.75%	103,213	4,464
Totals	\$ 2,864,104	100.00%	\$ 2,752,365	\$ 111,739

PATERSON PUBLIC SCHOOLS
 BLENDED RESOURCE FUND 15
 SCHEDULE OF EXPENDITURES ALLOCATED
 BY RESOURCE TYPE - ACTUAL
 FOR THE FISCAL YEAR ENDED JUNE 30, 2008

School: No. 8

Resources	Resource Amount (Final Budget)	District-wide Blended % of Total Resources	Total Expenditures Allocated as a % of Total Resources	Total Surplus/ Carryover
General Fund Contribution to Whole School Reform	\$ 5,036,761		\$ 4,825,747	\$ 211,014
General Fund Reserve for Encumbrances at June 30, 2008			-	-
Other State Resources				
Preschool Education Aid	-			
Total Other State Resources	-		-	-
Combined General Fund Contribution & State Resources	5,036,761	95.72%	4,825,747	211,014
Restricted Federal Resources				
Title I, Part A : <i>Improving Basic Programs</i>	137,793		132,028	5,765
Title I, Part A - June 30, 2008 Deferred Revenue	4,597		4,597	-
	142,390	2.71%	136,625	5,765
Title II, Part A: <i>Teacher and Principal Training and Recruiting</i>	63,567		60,967	2,600
Title II, Part A - June 30, 2008 Deferred Revenue	4,069		4,069	-
	67,636	1.29%	65,036	2,600
Title II, Part D: <i>Enhancing Education through Technology</i>	-		-	-
Title II, Part D - June 30, 2008 Deferred Revenue	-		-	-
	-	0.00%	-	-
Title III, Part A: <i>English Language Acq.</i>	13,455		12,999	456
Title III, Part A - June 30, 2008 Deferred Revenue	1,117		1,117	-
	14,572	0.28%	14,116	456
Title IV, Part A: <i>Safe and Drug-Free Schools and Communities</i>	-		-	-
Title IV, Part A - June 30, 2008 Deferred Revenue	-		-	-
	-	0.00%	-	-
Title V, Part A: <i>Innovative Programs</i>	-		-	-
Title V, Part A - June 30, 2008 Deferred Revenue	-		-	-
	-	0.00%	-	-
Total Restricted Federal Resources	224,598	4.28%	215,777	8,821
Totals	\$ 5,261,359	100.00%	\$ 5,041,524	\$ 219,835

PATERSON PUBLIC SCHOOLS
 BLENDED RESOURCE FUND 15
 SCHEDULE OF EXPENDITURES ALLOCATED
 BY RESOURCE TYPE - ACTUAL
 FOR THE FISCAL YEAR ENDED JUNE 30, 2008

School: No.9

Resources	Resource Amount (Final Budget)	District-wide Blended % of Total Resources	Total Expenditures Allocated as a % of Total Resources	Total Surplus/ Carryover
General Fund Contribution to Whole School Reform	\$ 10,217,899		\$ 10,056,274	\$ 161,625
General Fund Reserve for Encumbrances at June 30, 2008	750		750	-
Other State Resources				
Preschool Education Aid	-			
Total Other State Resources	-		-	-
Combined General Fund Contribution & State Resources	10,218,649	95.67%	10,057,024	161,625
Restricted Federal Resources				
Title I, Part A : <i>Improving Basic Programs</i>	286,323		281,532	4,791
Title I, Part A - June 30, 2008 Deferred Revenue	7,554		7,554	-
	293,877	2.75%	289,086	4,791
Title II, Part A: <i>Teacher and Principal Training and Recruiting</i>	132,087		129,517	2,570
Title II, Part A - June 30, 2008 Deferred Revenue	7,142		7,142	-
	139,229	1.30%	136,659	2,570
Title II, Part D: <i>Enhancing Education through Technology</i>	-		-	-
Title II, Part D - June 30, 2008 Deferred Revenue	-		-	-
	-	0.00%	-	-
Title III, Part A: <i>English Language Acq.</i>	27,957		27,529	428
Title III, Part A - June 30, 2008 Deferred Revenue	1,905		1,905	-
	29,862	0.28%	29,434	428
Title IV, Part A: <i>Safe and Drug-Free Schools and Communities</i>	-		-	-
Title IV, Part A - June 30, 2008 Deferred Revenue	-		-	-
	-	0.00%	-	-
Title V, Part A: <i>Innovative Programs</i>	-		-	-
Title V, Part A - June 30, 2008 Deferred Revenue	-		-	-
	-	0.00%	-	-
Total Restricted Federal Resources	462,968	4.33%	455,179	7,789
Totals	\$ 10,681,617	100.00%	\$ 10,512,203	\$ 169,414

PATERSON PUBLIC SCHOOLS
 BLENDED RESOURCE FUND 15
 SCHEDULE OF EXPENDITURES ALLOCATED
 BY RESOURCE TYPE - ACTUAL
 FOR THE FISCAL YEAR ENDED JUNE 30, 2008

School: No. 10

Resources	Resource Amount (Final Budget)	District-wide Blended % of Total Resources	Total Expenditures Allocated as a % of Total Resources	Total Surplus/ Carryover
General Fund Contribution to Whole School Reform	\$ 6,297,144		\$ 5,992,978	\$ 304,166
General Fund Reserve for Encumbrances at June 30, 2008	1,374		1,374	-
Other State Resources				
Preschool Education Aid	-			
Total Other State Resources	-		-	-
Combined General Fund Contribution & State Resources	6,298,518	96.12%	5,994,352	304,166
Restricted Federal Resources				
Title I, Part A : <i>Improving Basic Programs</i>	152,620		144,604	8,016
Title I, Part A - June 30, 2008 Deferred Revenue	8,186		8,186	-
	160,806	2.45%	152,790	8,016
Title II, Part A: <i>Teacher and Principal Training and Recruiting</i>	70,407		66,707	3,700
Title II, Part A - June 30, 2008 Deferred Revenue	6,258		6,258	-
	76,665	1.17%	72,965	3,700
Title II, Part D: <i>Enhancing Education through Technology</i>	-		-	-
Title II, Part D - June 30, 2008 Deferred Revenue	-		-	-
	-	0.00%	-	-
Title III, Part A: <i>English Language Acq.</i>	14,902		14,104	798
Title III, Part A - June 30, 2008 Deferred Revenue	2,110		2,110	-
	17,012	0.26%	16,214	798
Title IV, Part A: <i>Safe and Drug-Free Schools and Communities</i>	-		-	-
Title IV, Part A - June 30, 2008 Deferred Revenue	-		-	-
	-	0.00%	-	-
Title V, Part A: <i>Innovative Programs</i>	-		-	-
Title V, Part A - June 30, 2008 Deferred Revenue	-		-	-
	-	0.00%	-	-
Total Restricted Federal Resources	254,483	3.88%	241,969	12,514
Totals	\$ 6,553,001	100.00%	\$ 6,236,321	\$ 316,680

PATERSON PUBLIC SCHOOLS
 BLENDED RESOURCE FUND 15
 SCHEDULE OF EXPENDITURES ALLOCATED
 BY RESOURCE TYPE - ACTUAL
 FOR THE FISCAL YEAR ENDED JUNE 30, 2008

School: No. 11

Resources	Resource Amount (Final Budget)	District-wide Blended % of Total Resources	Total Expenditures Allocated as a % of Total Resources	Total Surplus/ Carryover
General Fund Contribution to Whole School Reform	\$ 2,577,731		\$ 2,420,550	\$ 157,181
General Fund Reserve for Encumbrances at June 30, 2008			-	-
Other State Resources				
Preschool Education Aid	-			
Total Other State Resources	-		-	-
Combined General Fund Contribution & State Resources	2,577,731	95.90%	2,420,550	157,181
Restricted Federal Resources				
Title I, Part A : <i>Improving Basic Programs</i>	67,490		63,112	4,378
Title I, Part A - June 30, 2008 Deferred Revenue	4,027		4,027	-
	71,517	2.66%	67,139	4,378
Title II, Part A: <i>Teacher and Principal Training and Recruiting</i>	31,135		29,279	1,856
Title II, Part A - June 30, 2008 Deferred Revenue	-		-	-
	31,135	1.16%	29,279	1,856
Title II, Part D: <i>Enhancing Education through Technology</i>	-		-	-
Title II, Part D - June 30, 2008 Deferred Revenue	-		-	-
	-	0.00%	-	-
Title III, Part A: <i>English Language Acq.</i>	6,590		6,246	344
Title III, Part A - June 30, 2008 Deferred Revenue	821		821	-
	7,411	0.28%	7,067	344
Title IV, Part A: <i>Safe and Drug-Free Schools and Communities</i>	-		-	-
Title IV, Part A - June 30, 2008 Deferred Revenue	-		-	-
	-	0.00%	-	-
Title V, Part A: <i>Innovative Programs</i>	-		-	-
Title V, Part A - June 30, 2008 Deferred Revenue	-		-	-
	-	0.00%	-	-
Total Restricted Federal Resources	110,063	4.10%	103,485	6,578
Totals	\$ 2,687,794	100.00%	\$ 2,524,035	\$ 163,759

**PATERSON PUBLIC SCHOOLS
 BLENDED RESOURCE FUND 15
 SCHEDULE OF EXPENDITURES ALLOCATED
 BY RESOURCE TYPE - ACTUAL
 FOR THE FISCAL YEAR ENDED JUNE 30, 2008**

School: No. 12

Resources	Resource Amount (Final Budget)	District-wide Blended % of Total Resources	Total Expenditures Allocated as a % of Total Resources	Total Surplus/ Carryover
General Fund Contribution to Whole School Reform	\$ 5,186,094		\$ 4,988,213	\$ 197,881
General Fund Reserve for Encumbrances at June 30, 2008	226		226	-
Other State Resources				
Preschool Education Aid	-			
Total Other State Resources	-		-	-
Combined General Fund Contribution & State Resources	5,186,320	96.68%	4,988,439	197,881
Restricted Federal Resources				
Title I, Part A : <i>Improving Basic Programs</i>	110,950		106,801	4,149
Title I, Part A - June 30, 2008 Deferred Revenue	4,133		4,133	-
	<u>115,083</u>	<u>2.15%</u>	<u>110,934</u>	<u>4,149</u>
Title II, Part A: <i>Teacher and Principal Training and Recruiting</i>	51,184		49,018	2,166
Title II, Part A - June 30, 2008 Deferred Revenue	-		-	-
	<u>51,184</u>	<u>0.95%</u>	<u>49,018</u>	<u>2,166</u>
Title II, Part D: <i>Enhancing Education through Technology</i>	-		-	-
Title II, Part D - June 30, 2008 Deferred Revenue	-		-	-
	<u>-</u>	<u>0.00%</u>	<u>-</u>	<u>-</u>
Title III, Part A: <i>English Language Acq.</i>	10,833		10,299	534
Title III, Part A - June 30, 2008 Deferred Revenue	1,052		1,052	-
	<u>11,885</u>	<u>0.22%</u>	<u>11,351</u>	<u>534</u>
Title IV, Part A: <i>Safe and Drug-Free Schools and Communities</i>	-		-	-
Title IV, Part A - June 30, 2008 Deferred Revenue	-		-	-
	<u>-</u>	<u>0.00%</u>	<u>-</u>	<u>-</u>
Title V, Part A: <i>Innovative Programs</i>	-		-	-
Title V, Part A - June 30, 2008 Deferred Revenue	-		-	-
	<u>-</u>	<u>0.00%</u>	<u>-</u>	<u>-</u>
Total Restricted Federal Resources	178,152	3.32%	171,303	6,849
Totals	\$ 5,364,472	100.00%	\$ 5,159,742	\$ 204,730

PATERSON PUBLIC SCHOOLS
 BLENDED RESOURCE FUND 15
 SCHEDULE OF EXPENDITURES ALLOCATED
 BY RESOURCE TYPE - ACTUAL
 FOR THE FISCAL YEAR ENDED JUNE 30, 2008

School: No. 13

Resources	Resource Amount (Final Budget)	District-wide Blended % of Total Resources	Total Expenditures Allocated as a % of Total Resources	Total Surplus/ Carryover
General Fund Contribution to Whole School Reform	\$ 5,307,260		\$ 5,112,464	\$ 194,796
General Fund Reserve for Encumbrances at June 30, 2008	-		-	-
Other State Resources				
Preschool Education Aid	-			
Total Other State Resources	-		-	-
Combined General Fund Contribution & State Resources	5,307,260	95.12%	5,112,464	194,796
Restricted Federal Resources				
Title I, Part A : <i>Improving Basic Programs</i>	170,771		164,337	6,434
Title I, Part A - June 30, 2008 Deferred Revenue	3,355		3,355	-
	174,126	3.12%	167,692	6,434
Title II, Part A: <i>Teacher and Principal Training and Recruiting</i>	78,780		75,572	3,208
Title II, Part A - June 30, 2008 Deferred Revenue	2,362		2,362	-
	81,142	1.45%	77,934	3,208
Title II, Part D: <i>Enhancing Education through Technology</i>	-		-	-
Title II, Part D - June 30, 2008 Deferred Revenue	-		-	-
	-	0.00%	-	-
Title III, Part A: <i>English Language Acq.</i>	16,674		16,021	653
Title III, Part A - June 30, 2008 Deferred Revenue	641		641	-
	17,315	0.31%	16,662	653
Title IV, Part A: <i>Safe and Drug-Free Schools and Communities</i>	-		-	-
Title IV, Part A - June 30, 2008 Deferred Revenue	-		-	-
	-	0.00%	-	-
Title V, Part A: <i>Innovative Programs</i>	-		-	-
Title V, Part A - June 30, 2008 Deferred Revenue	-		-	-
	-	0.00%	-	-
Total Restricted Federal Resources	272,583	4.88%	262,288	10,295
Totals	\$ 5,579,843	100.00%	\$ 5,374,752	\$ 205,091

PATERSON PUBLIC SCHOOLS
 BLENDED RESOURCE FUND 15
 SCHEDULE OF EXPENDITURES ALLOCATED
 BY RESOURCE TYPE - ACTUAL
 FOR THE FISCAL YEAR ENDED JUNE 30, 2008

School: No. 14

Resources	Resource Amount (Final Budget)	District-wide Blended % of Total Resources	Total Expenditures Allocated as a % of Total Resources	Total Surplus/ Carryover
General Fund Contribution to Whole School Reform	\$ 2,453,993		\$ 2,366,142	\$ 87,851
General Fund Reserve for Encumbrances at June 30, 2008	179		179	-
Other State Resources				
Preschool Education Aid	-			
Total Other State Resources	-		-	-
Combined General Fund Contribution & State Resources	2,454,172	96.46%	2,366,321	87,851
Restricted Federal Resources				
Title I, Part A : <i>Improving Basic Programs</i>	54,197		52,268	1,929
Title I, Part A - June 30, 2008 Deferred Revenue	1,456		1,456	-
	55,653	2.19%	53,724	1,929
Title II, Part A: <i>Teacher and Principal Training and Recruiting</i>	25,002		23,882	1,120
Title II, Part A - June 30, 2008 Deferred Revenue	3,593		3,593	-
	28,595	1.12%	27,475	1,120
Title II, Part D: <i>Enhancing Education through Technology</i>	-		-	-
Title II, Part D - June 30, 2008 Deferred Revenue	-		-	-
	-	0.00%	-	-
Title III, Part A: <i>English Language Acq.</i>	5,292		5,081	211
Title III, Part A - June 30, 2008 Deferred Revenue	561		561	-
	5,853	0.23%	5,642	211
Title IV, Part A: <i>Safe and Drug-Free Schools and Communities</i>	-		-	-
Title IV, Part A - June 30, 2008 Deferred Revenue	-		-	-
	-	0.00%	-	-
Title V, Part A: <i>Innovative Programs</i>	-		-	-
Title V, Part A - June 30, 2008 Deferred Revenue	-		-	-
	-	0.00%	-	-
Total Restricted Federal Resources	90,101	3.54%	86,841	3,260
Totals	\$ 2,544,273	100.00%	\$ 2,453,162	\$ 91,111

PATERSON PUBLIC SCHOOLS
 BLENDED RESOURCE FUND 15
 SCHEDULE OF EXPENDITURES ALLOCATED
 BY RESOURCE TYPE - ACTUAL
 FOR THE FISCAL YEAR ENDED JUNE 30, 2008

School: No. 15

Resources	Resource Amount (Final Budget)	District-wide Blended % of Total Resources	Total Expenditures Allocated as a % of Total Resources	Total Surplus/ Carryover
General Fund Contribution to Whole School Reform	\$ 7,231,046		\$ 6,882,833	\$ 348,213
General Fund Reserve for Encumbrances at June 30, 2008	-		-	-
Other State Resources				
Preschool Education Aid	-			
Total Other State Resources	-		-	-
Combined General Fund Contribution & State Resources	7,231,046	95.72%	6,882,833	348,213
Restricted Federal Resources				
Title I, Part A : <i>Improving Basic Programs</i>	198,636		188,705	9,931
Title I, Part A - June 30, 2008 Deferred Revenue	8,317		8,317	-
	206,953	2.74%	197,022	9,931
Title II, Part A: <i>Teacher and Principal Training and Recruiting</i>	91,635		86,847	4,788
Title II, Part A - June 30, 2008 Deferred Revenue	3,754		3,754	-
	95,389	1.26%	90,601	4,788
Title II, Part D: <i>Enhancing Education through Technology</i>	-		-	-
Title II, Part D - June 30, 2008 Deferred Revenue	-		-	-
	-	0.00%	-	-
Title III, Part A: <i>English Language Acq.</i>	19,395		18,293	1,102
Title III, Part A - June 30, 2008 Deferred Revenue	1,841		1,841	-
	21,236	0.28%	20,134	1,102
Title IV, Part A: <i>Safe and Drug-Free Schools and Communities</i>	-		-	-
Title IV, Part A - June 30, 2008 Deferred Revenue	-		-	-
	-	0.00%	-	-
Title V, Part A: <i>Innovative Programs</i>	-		-	-
Title V, Part A - June 30, 2008 Deferred Revenue	-		-	-
	-	0.00%	-	-
Total Restricted Federal Resources	323,578	4.28%	307,757	15,821
Totals	\$ 7,554,624	100.00%	\$ 7,190,590	\$ 364,034

PATERSON PUBLIC SCHOOLS
 BLENDED RESOURCE FUND 15
 SCHEDULE OF EXPENDITURES ALLOCATED
 BY RESOURCE TYPE - ACTUAL
 FOR THE FISCAL YEAR ENDED JUNE 30, 2008

School: No. 17

Resources	Resource Amount (Final Budget)	District-wide Blended % of Total Resources	Total Expenditures Allocated as a % of Total Resources	Total Surplus/ Carryover
General Fund Contribution to Whole School Reform	\$ 2,119,922		\$ 2,033,395	\$ 86,527
General Fund Reserve for Encumbrances at June 30, 2008	1,152		1,152	-
Other State Resources				
Preschool Education Aid	-			
Total Other State Resources	-		-	-
Combined General Fund Contribution & State Resources	2,121,074	97.14%	2,034,547	86,527
Restricted Federal Resources				
Title I, Part A : <i>Improving Basic Programs</i>	38,602		36,970	1,632
Title I, Part A - June 30, 2008 Deferred Revenue	521		521	-
	39,123	1.79%	37,491	1,632
Title II, Part A: <i>Teacher and Principal Training and Recruiting</i>	17,808		16,990	818
Title II, Part A - June 30, 2008 Deferred Revenue	1,651		1,651	-
	19,459	0.89%	18,641	818
Title II, Part D: <i>Enhancing Education through Technology</i>	-		-	-
Title II, Part D - June 30, 2008 Deferred Revenue	-		-	-
	-	0.00%	-	-
Title III, Part A: <i>English Language Acq.</i>	3,769		3,503	266
Title III, Part A - June 30, 2008 Deferred Revenue	267		267	-
	4,036	0.18%	3,770	266
Title IV, Part A: <i>Safe and Drug-Free Schools and Communities</i>	-		-	-
Title IV, Part A - June 30, 2008 Deferred Revenue	-		-	-
	-	0.00%	-	-
Title V, Part A: <i>Innovative Programs</i>	-		-	-
Title V, Part A - June 30, 2008 Deferred Revenue	-		-	-
	-	0.00%	-	-
Total Restricted Federal Resources	62,618	2.86%	59,902	2,716
Totals	\$ 2,183,692	100.00%	\$ 2,094,449	\$ 89,243

PATERSON PUBLIC SCHOOLS
 BLENDED RESOURCE FUND 15
 SCHEDULE OF EXPENDITURES ALLOCATED
 BY RESOURCE TYPE - ACTUAL
 FOR THE FISCAL YEAR ENDED JUNE 30, 2008

School: No. 18 Includes ELC

Resources	Resource Amount (Final Budget)	District-wide Blended % of Total Resources	Total Expenditures Allocated as a % of Total Resources	Total Surplus/ Carryover
General Fund Contribution to Whole School Reform	\$ 7,606,311		\$ 7,287,955	\$ 318,356
General Fund Reserve for Encumbrances at June 30, 2008	2,904		2,904	-
Other State Resources				
Preschool Education Aid	-			
Total Other State Resources	-		-	-
Combined General Fund Contribution & State Resources	7,609,215	94.27%	7,290,859	318,356
Restricted Federal Resources				
Title I, Part A : <i>Improving Basic Programs</i>	282,488		270,401	12,087
Title I, Part A - June 30, 2008 Deferred Revenue	9,570		9,570	-
	292,058	3.62%	279,971	12,087
Title II, Part A: <i>Teacher and Principal Training and Recruiting</i>	130,318		124,807	5,511
Title II, Part A - June 30, 2008 Deferred Revenue	9,765		9,765	-
	140,083	1.74%	134,572	5,511
Title II, Part D: <i>Enhancing Education through Technology</i>	-		-	-
Title II, Part D - June 30, 2008 Deferred Revenue	-		-	-
	-	0.00%	-	-
Title III, Part A: <i>English Language Acq.</i>	27,582		26,058	1,524
Title III, Part A - June 30, 2008 Deferred Revenue	2,558		2,558	-
	30,140	0.37%	28,616	1,524
Title IV, Part A: <i>Safe and Drug-Free Schools and Communities</i>	-		-	-
Title IV, Part A - June 30, 2008 Deferred Revenue	-		-	-
	-	0.00%	-	-
Title V, Part A: <i>Innovative Programs</i>	-		-	-
Title V, Part A - June 30, 2008 Deferred Revenue	-		-	-
	-	0.00%	-	-
Total Restricted Federal Resources	462,281	5.73%	443,159	19,122
Totals	\$ 8,071,496	100.00%	\$ 7,734,018	\$ 337,478

**PATERSON PUBLIC SCHOOLS
 BLENDED RESOURCE FUND 15
 SCHEDULE OF EXPENDITURES ALLOCATED
 BY RESOURCE TYPE - ACTUAL
 FOR THE FISCAL YEAR ENDED JUNE 30, 2008**

School: No. 19

Resources	Resource Amount (Final Budget)	District-wide Blended % of Total Resources	Total Expenditures Allocated as a % of Total Resources	Total Surplus/ Carryover
General Fund Contribution to Whole School Reform	\$ 2,933,224		\$ 2,801,437	\$ 131,787
General Fund Reserve for Encumbrances at June 30, 2008	-		-	-
Other State Resources				
Preschool Education Aid	-			
Total Other State Resources	-		-	-
Combined General Fund Contribution & State Resources	2,933,224	95.46%	2,801,437	131,787
Restricted Federal Resources				
Title I, Part A : <i>Improving Basic Programs</i>	84,107		80,272	3,835
Title I, Part A - June 30, 2008 Deferred Revenue	2,779		2,779	-
	86,886	2.83%	83,051	3,835
Title II, Part A: <i>Teacher and Principal Training and Recruiting</i>	38,800		36,948	1,852
Title II, Part A - June 30, 2008 Deferred Revenue	4,724		4,724	-
	43,524	1.42%	41,672	1,852
Title II, Part D: <i>Enhancing Education through Technology</i>	-		-	-
Title II, Part D - June 30, 2008 Deferred Revenue	-		-	-
	-	0.00%	-	-
Title III, Part A: <i>English Language Acq.</i>	8,212		7,699	513
Title III, Part A - June 30, 2008 Deferred Revenue	812		812	-
	9,024	0.29%	8,511	513
Title IV, Part A: <i>Safe and Drug-Free Schools and Communities</i>	-		-	-
Title IV, Part A - June 30, 2008 Deferred Revenue	-		-	-
	-	0.00%	-	-
Title V, Part A: <i>Innovative Programs</i>	-		-	-
Title V, Part A - June 30, 2008 Deferred Revenue	-		-	-
	-	0.00%	-	-
Total Restricted Federal Resources	139,434	4.54%	133,234	6,200
Totals	\$ 3,072,658	100.00%	\$ 2,934,671	\$ 137,987

PATERSON PUBLIC SCHOOLS
 BLENDED RESOURCE FUND 15
 SCHEDULE OF EXPENDITURES ALLOCATED
 BY RESOURCE TYPE - ACTUAL
 FOR THE FISCAL YEAR ENDED JUNE 30, 2008

School: No. 20

Resources	Resource Amount (Final Budget)	District-wide Blended % of Total Resources	Total Expenditures Allocated as a % of Total Resources	Total Surplus/ Carryover
General Fund Contribution to Whole School Reform	\$ 4,611,221		\$ 4,366,035	\$ 245,186
General Fund Reserve for Encumbrances at June 30, 2008	-		-	-
Other State Resources				
Preschool Education Aid	-			
Total Other State Resources	-		-	-
Combined General Fund Contribution & State Resources	4,611,221	96.73%	4,366,035	245,186
Restricted Federal Resources				
Title I, Part A : <i>Improving Basic Programs</i>	96,634		91,140	5,494
Title I, Part A - June 30, 2008 Deferred Revenue	4,549		4,549	-
	101,183	2.12%	95,689	5,494
Title II, Part A: <i>Teacher and Principal Training and Recruiting</i>	44,579		42,428	2,151
Title II, Part A - June 30, 2008 Deferred Revenue	-		-	-
	44,579	0.94%	42,428	2,151
Title II, Part D: <i>Enhancing Education through Technology</i>	-		-	-
Title II, Part D - June 30, 2008 Deferred Revenue	-		-	-
	-	0.00%	-	-
Title III, Part A: <i>English Language Acq.</i>	9,435		8,934	501
Title III, Part A - June 30, 2008 Deferred Revenue	545		545	-
	9,980	0.21%	9,479	501
Title IV, Part A: <i>Safe and Drug-Free Schools and Communities</i>	-		-	-
Title IV, Part A - June 30, 2008 Deferred Revenue	-		-	-
	-	0.00%	-	-
Title V, Part A: <i>Innovative Programs</i>	-		-	-
Title V, Part A - June 30, 2008 Deferred Revenue	-		-	-
	-	0.00%	-	-
Total Restricted Federal Resources	155,742	3.27%	147,596	8,146
Totals	\$ 4,766,963	100.00%	\$ 4,513,631	\$ 253,332

PATERSON PUBLIC SCHOOLS
 BLENDED RESOURCE FUND 15
 SCHEDULE OF EXPENDITURES ALLOCATED
 BY RESOURCE TYPE - ACTUAL
 FOR THE FISCAL YEAR ENDED JUNE 30, 2008

School: No. 21

Resources	Resource Amount (Final Budget)	District-wide Blended % of Total Resources	Total Expenditures Allocated as a % of Total Resources	Total Surplus/ Carryover
General Fund Contribution to Whole School Reform	\$ 6,036,432		\$ 5,908,848	\$ 127,584
General Fund Reserve for Encumbrances at June 30, 2008	4,139		4,139	-
Other State Resources				
Preschool Education Aid	-			
Total Other State Resources	-		-	-
Combined General Fund Contribution & State Resources	6,040,571	95.96%	5,912,987	127,584
Restricted Federal Resources				
Title I, Part A : <i>Improving Basic Programs</i>	157,222		154,078	3,144
Title I, Part A - June 30, 2008 Deferred Revenue	4,900		4,900	-
	162,122	2.58%	158,978	3,144
Title II, Part A: <i>Teacher and Principal Training and Recruiting</i>	72,530		70,852	1,678
Title II, Part A - June 30, 2008 Deferred Revenue	3,707		3,707	-
	76,237	1.21%	74,559	1,678
Title II, Part D: <i>Enhancing Education through Technology</i>	-		-	-
Title II, Part D - June 30, 2008 Deferred Revenue	-		-	-
	-	0.00%	-	-
Title III, Part A: <i>English Language Acq.</i>	15,351		14,712	639
Title III, Part A - June 30, 2008 Deferred Revenue	693		693	-
	16,044	0.25%	15,405	639
Title IV, Part A: <i>Safe and Drug-Free Schools and Communities</i>	-		-	-
Title IV, Part A - June 30, 2008 Deferred Revenue	-		-	-
	-	0.00%	-	-
Title V, Part A: <i>Innovative Programs</i>	-		-	-
Title V, Part A - June 30, 2008 Deferred Revenue	-		-	-
	-	0.00%	-	-
Total Restricted Federal Resources	254,403	4.04%	248,942	5,461
Totals	\$ 6,294,974	100.00%	\$ 6,161,929	\$ 133,045

PATERSON PUBLIC SCHOOLS
 BLENDED RESOURCE FUND 15
 SCHEDULE OF EXPENDITURES ALLOCATED
 BY RESOURCE TYPE - ACTUAL
 FOR THE FISCAL YEAR ENDED JUNE 30, 2008

School: No. 24

Resources	Resource Amount (Final Budget)	District-wide Blended % of Total Resources	Total Expenditures Allocated as a % of Total Resources	Total Surplus/ Carryover
General Fund Contribution to Whole School Reform	\$ 3,284,643		\$ 3,171,249	\$ 113,394
General Fund Reserve for Encumbrances at June 30, 2008	-		-	-
Other State Resources				
Preschool Education Aid	-			
Total Other State Resources	-		-	-
Combined General Fund Contribution & State Resources	3,284,643	95.33%	3,171,249	113,394
Restricted Federal Resources				
Title I, Part A : <i>Improving Basic Programs</i>	95,867		92,361	3,506
Title I, Part A - June 30, 2008 Deferred Revenue	6,439		6,439	-
	102,306	2.97%	98,800	3,506
Title II, Part A: <i>Teacher and Principal Training and Recruiting</i>	44,225		42,678	1,547
Title II, Part A - June 30, 2008 Deferred Revenue	2,231		2,231	-
	46,456	1.35%	44,909	1,547
Title II, Part D: <i>Enhancing Education through Technology</i>	-		-	-
Title II, Part D - June 30, 2008 Deferred Revenue	-		-	-
	-	0.00%	-	-
Title III, Part A: <i>English Language Acq.</i>	9,361		8,824	537
Title III, Part A - June 30, 2008 Deferred Revenue	2,819		2,819	-
	12,180	0.35%	11,643	537
Title IV, Part A: <i>Safe and Drug-Free Schools and Communities</i>	-		-	-
Title IV, Part A - June 30, 2008 Deferred Revenue	-		-	-
	-	0.00%	-	-
Title V, Part A: <i>Innovative Programs</i>	-		-	-
Title V, Part A - June 30, 2008 Deferred Revenue	-		-	-
	-	0.00%	-	-
Total Restricted Federal Resources	160,942	4.67%	155,352	5,590
Totals	\$ 3,445,585	100.00%	\$ 3,326,601	\$ 118,984

PATERSON PUBLIC SCHOOLS
 BLENDED RESOURCE FUND 15
 SCHEDULE OF EXPENDITURES ALLOCATED
 BY RESOURCE TYPE - ACTUAL
 FOR THE FISCAL YEAR ENDED JUNE 30, 2008

School: No. 25

Resources	Resource Amount (Final Budget)	District-wide Blended % of Total Resources	Total Expenditures Allocated as a % of Total Resources	Total Surplus/ Carryover
General Fund Contribution to Whole School Reform	\$ 5,166,654		\$ 4,880,677	\$ 285,977
General Fund Reserve for Encumbrances at June 30, 2008	224		224	-
Other State Resources				
Preschool Education Aid	-			
Total Other State Resources	-		-	-
Combined General Fund Contribution & State Resources	5,166,878	96.00%	4,880,901	285,977
Restricted Federal Resources				
Title I, Part A : <i>Improving Basic Programs</i>	131,402		123,691	7,711
Title I, Part A - June 30, 2008 Deferred Revenue	5,449		5,449	-
	136,851	2.54%	129,140	7,711
Title II, Part A: <i>Teacher and Principal Training and Recruiting</i>	60,618		56,974	3,644
Title II, Part A - June 30, 2008 Deferred Revenue	4,037		4,037	-
	64,655	1.20%	61,011	3,644
Title II, Part D: <i>Enhancing Education through Technology</i>	-		-	-
Title II, Part D - June 30, 2008 Deferred Revenue	-		-	-
	-	0.00%	-	-
Title III, Part A: <i>English Language Acq.</i>	12,830		11,825	1,005
Title III, Part A - June 30, 2008 Deferred Revenue	1,394		1,394	-
	14,224	0.26%	13,219	1,005
Title IV, Part A: <i>Safe and Drug-Free Schools and Communities</i>	-		-	-
Title IV, Part A - June 30, 2008 Deferred Revenue	-		-	-
	-	0.00%	-	-
Title V, Part A: <i>Innovative Programs</i>	-		-	-
Title V, Part A - June 30, 2008 Deferred Revenue	-		-	-
	-	0.00%	-	-
Total Restricted Federal Resources	215,730	4.00%	203,370	12,360
Totals	\$ 5,382,608	100.00%	\$ 5,084,271	\$ 298,337

PATERSON PUBLIC SCHOOLS
 BLENDED RESOURCE FUND 15
 SCHEDULE OF EXPENDITURES ALLOCATED
 BY RESOURCE TYPE - ACTUAL
 FOR THE FISCAL YEAR ENDED JUNE 30, 2008

School: No. 26

Resources	Resource Amount (Final Budget)	District-wide Blended % of Total Resources	Total Expenditures Allocated as a % of Total Resources	Total Surplus/ Carryover
General Fund Contribution to Whole School Reform	\$ 5,035,498		\$ 4,818,593	\$ 216,905
General Fund Reserve for Encumbrances at June 30, 2008	5,938		5,938	-
Other State Resources				
Preschool Education Aid	-			
Total Other State Resources	-		-	-
Combined General Fund Contribution & State Resources	5,041,436	96.25%	4,824,531	216,905
Restricted Federal Resources				
Title I, Part A : <i>Improving Basic Programs</i>	123,221		117,651	5,570
Title I, Part A - June 30, 2008 Deferred Revenue	3,150		3,150	-
	126,371	2.41%	120,801	5,570
Title II, Part A: <i>Teacher and Principal Training and Recruiting</i>	56,845		54,636	2,209
Title II, Part A - June 30, 2008 Deferred Revenue	-		-	-
	56,845	1.09%	54,636	2,209
Title II, Part D: <i>Enhancing Education through Technology</i>	-		-	-
Title II, Part D - June 30, 2008 Deferred Revenue	-		-	-
	-	0.00%	-	-
Title III, Part A: <i>English Language Acq.</i>	12,031		11,263	768
Title III, Part A - June 30, 2008 Deferred Revenue	1,268		1,268	-
	13,299	0.25%	12,531	768
Title IV, Part A: <i>Safe and Drug-Free Schools and Communities</i>	-		-	-
Title IV, Part A - June 30, 2008 Deferred Revenue	-		-	-
	-	0.00%	-	-
Title V, Part A: <i>Innovative Programs</i>	-		-	-
Title V, Part A - June 30, 2008 Deferred Revenue	-		-	-
	-	0.00%	-	-
Total Restricted Federal Resources	196,515	3.75%	187,968	8,547
Totals	\$ 5,237,951	100.00%	\$ 5,012,499	\$ 225,452

PATERSON PUBLIC SCHOOLS
 BLENDED RESOURCE FUND 15
 SCHEDULE OF EXPENDITURES ALLOCATED
 BY RESOURCE TYPE - ACTUAL
 FOR THE FISCAL YEAR ENDED JUNE 30, 2008

School: No. 27

Resources	Resource Amount (Final Budget)	District-wide Blended % of Total Resources	Total Expenditures Allocated as a % of Total Resources	Total Surplus/ Carryover
General Fund Contribution to Whole School Reform	\$ 6,278,012		\$ 6,041,671	\$ 236,341
General Fund Reserve for Encumbrances at June 30, 2008	680		680	-
Other State Resources				
Preschool Education Aid	-			
Total Other State Resources	-		-	-
Combined General Fund Contribution & State Resources	6,278,692	94.73%	6,042,351	236,341
Restricted Federal Resources				
Title I, Part A : <i>Improving Basic Programs</i>	213,975		205,512	8,463
Title I, Part A - June 30, 2008 Deferred Revenue	7,530		7,530	-
	221,505	3.34%	213,042	8,463
Title II, Part A: <i>Teacher and Principal Training and Recruiting</i>	98,711		94,571	4,140
Title II, Part A - June 30, 2008 Deferred Revenue	6,209		6,209	-
	104,920	1.58%	100,780	4,140
Title II, Part D: <i>Enhancing Education through Technology</i>	-		-	-
Title II, Part D - June 30, 2008 Deferred Revenue	-		-	-
	-	0.00%	-	-
Title III, Part A: <i>English Language Acq.</i>	20,893		19,929	964
Title III, Part A - June 30, 2008 Deferred Revenue	2,396		2,396	-
	23,289	0.35%	22,325	964
Title IV, Part A: <i>Safe and Drug-Free Schools and Communities</i>	-		-	-
Title IV, Part A - June 30, 2008 Deferred Revenue	-		-	-
	-	0.00%	-	-
Title V, Part A: <i>Innovative Programs</i>	-		-	-
Title V, Part A - June 30, 2008 Deferred Revenue	-		-	-
	-	0.00%	-	-
Total Restricted Federal Resources	349,714	5.27%	336,147	13,567
Totals	<u>\$ 6,628,406</u>	<u>100.00%</u>	<u>\$ 6,378,498</u>	<u>\$ 249,908</u>

PATERSON PUBLIC SCHOOLS
 BLENDED RESOURCE FUND 15
 SCHEDULE OF EXPENDITURES ALLOCATED
 BY RESOURCE TYPE - ACTUAL
 FOR THE FISCAL YEAR ENDED JUNE 30, 2008

School: No. 28

Resources	Resource Amount (Final Budget)	District-wide Blended % of Total Resources	Total Expenditures Allocated as a % of Total Resources	Total Surplus/ Carryover
General Fund Contribution to Whole School Reform	\$ 4,715,960		\$ 4,572,770	\$ 143,190
General Fund Reserve for Encumbrances at June 30, 2008	2,018		2,018	-
Other State Resources				
Preschool Education Aid	-			
Total Other State Resources	-		-	-
Combined General Fund Contribution & State Resources	4,717,978	95.91%	4,574,788	143,190
Restricted Federal Resources				
Title I, Part A : <i>Improving Basic Programs</i>	121,687		117,789	3,898
Title I, Part A - June 30, 2008 Deferred Revenue	4,797		4,797	-
	126,484	2.57%	122,586	3,898
Title II, Part A: <i>Teacher and Principal Training and Recruiting</i>	56,137		54,223	1,914
Title II, Part A - June 30, 2008 Deferred Revenue	5,877		5,877	-
	62,014	1.26%	60,100	1,914
Title II, Part D: <i>Enhancing Education through Technology</i>	-		-	-
Title II, Part D - June 30, 2008 Deferred Revenue	-		-	-
	-	0.00%	-	-
Title III, Part A: <i>English Language Acq.</i>	11,882		11,463	419
Title III, Part A - June 30, 2008 Deferred Revenue	939		939	-
	12,821	0.26%	12,402	419
Title IV, Part A: <i>Safe and Drug-Free Schools and Communities</i>	-		-	-
Title IV, Part A - June 30, 2008 Deferred Revenue	-		-	-
	-	0.00%	-	-
Title V, Part A: <i>Innovative Programs</i>	-		-	-
Title V, Part A - June 30, 2008 Deferred Revenue	-		-	-
	-	0.00%	-	-
Total Restricted Federal Resources	201,319	4.09%	195,088	6,231
Totals	\$ 4,919,297	100.00%	\$ 4,769,876	\$ 149,421

PATERSON PUBLIC SCHOOLS
 BLENDED RESOURCE FUND 15
 SCHEDULE OF EXPENDITURES ALLOCATED
 BY RESOURCE TYPE - ACTUAL
 FOR THE FISCAL YEAR ENDED JUNE 30, 2008

School: No. 29

Resources	Resource Amount (Final Budget)	District-wide Blended % of Total Resources	Total Expenditures Allocated as a % of Total Resources	Total Surplus/ Carryover
General Fund Contribution to Whole School Reform	\$ 2,963,158		\$ 2,773,792	\$ 189,366
General Fund Reserve for Encumbrances at June 30, 2008			-	-
Other State Resources				
Preschool Education Aid	-			
Total Other State Resources	-		-	-
Combined General Fund Contribution & State Resources	2,963,158	96.39%	2,773,792	189,366
Restricted Federal Resources				
Title I, Part A : <i>Improving Basic Programs</i>	69,791		65,265	4,526
Title I, Part A - June 30, 2008 Deferred Revenue	1,497		1,497	-
	71,288	2.32%	66,762	4,526
Title II, Part A: <i>Teacher and Principal Training and Recruiting</i>	32,196		30,216	1,980
Title II, Part A - June 30, 2008 Deferred Revenue	-		-	-
	32,196	1.05%	30,216	1,980
Title II, Part D: <i>Enhancing Education through Technology</i>	-		-	-
Title II, Part D - June 30, 2008 Deferred Revenue	-		-	-
	-	0.00%	-	-
Title III, Part A: <i>English Language Acq.</i>	6,814		6,383	431
Title III, Part A - June 30, 2008 Deferred Revenue	523		523	-
	7,337	0.24%	6,906	431
Title IV, Part A: <i>Safe and Drug-Free Schools and Communities</i>	-		-	-
Title IV, Part A - June 30, 2008 Deferred Revenue	-		-	-
	-	0.00%	-	-
Title V, Part A: <i>Innovative Programs</i>	-		-	-
Title V, Part A - June 30, 2008 Deferred Revenue	-		-	-
	-	0.00%	-	-
Total Restricted Federal Resources	110,821	3.61%	103,884	6,937
Totals	\$ 3,073,979	100.00%	\$ 2,877,676	\$ 196,303

PATERSON PUBLIC SCHOOLS
 BLENDED RESOURCE FUND 15
 SCHEDULE OF EXPENDITURES ALLOCATED
 BY RESOURCE TYPE - ACTUAL
 FOR THE FISCAL YEAR ENDED JUNE 30, 2008

School: No. 30

Resources	Resource Amount (Final Budget)	District-wide Blended % of Total Resources	Total Expenditures Allocated as a % of Total Resources	Total Surplus/ Carryover
General Fund Contribution to Whole School Reform	\$ 7,529,010		\$ 7,150,671	\$ 378,339
General Fund Reserve for Encumbrances at June 30, 2008			-	-
Other State Resources				
Preschool Education Aid	1,500,000			
Total Other State Resources	1,500,000		1,500,000	-
Combined General Fund Contribution & State Resources	9,029,010	96.74%	8,650,671	378,339
Restricted Federal Resources				
Title I, Part A : <i>Improving Basic Programs</i>	197,869		189,296	8,573
Title I, Part A - June 30, 2008 Deferred Revenue	9,221		9,221	-
	207,090	2.22%	198,517	8,573
Title II, Part A: <i>Teacher and Principal Training and Recruiting</i>	91,281		87,203	4,078
Title II, Part A - June 30, 2008 Deferred Revenue	5,796		5,796	-
	97,077	1.04%	92,999	4,078
Title II, Part D: <i>Enhancing Education through Technology</i>	-		-	-
Title II, Part D - June 30, 2008 Deferred Revenue	-		-	-
	-	0.00%	-	-
Title III, Part A: <i>English Language Acq.</i>	19,320		18,367	953
Title III, Part A - June 30, 2008 Deferred Revenue	2,200		2,200	-
	21,520	0.23%	20,567	953
Title IV, Part A: <i>Safe and Drug-Free Schools and Communities</i>	-		-	-
Title IV, Part A - June 30, 2008 Deferred Revenue	-		-	-
	-	0.00%	-	-
Title V, Part A: <i>Innovative Programs</i>	-		-	-
Title V, Part A - June 30, 2008 Deferred Revenue	-		-	-
	-	0.00%	-	-
Total Restricted Federal Resources	304,167	3.26%	291,516	12,651
Totals	\$ 9,333,177	100.00%	\$ 8,942,187	\$ 390,990

PATERSON PUBLIC SCHOOLS
 BLENDED RESOURCE FUND 15
 SCHEDULE OF EXPENDITURES ALLOCATED
 BY RESOURCE TYPE - ACTUAL
 FOR THE FISCAL YEAR ENDED JUNE 30, 2008

School: No. 33 EWK

Resources	Resource Amount (Final Budget)	District-wide Blended % of Total Resources	Total Expenditures Allocated as a % of Total Resources	Total Surplus/ Carryover
General Fund Contribution to Whole School Reform	\$ 4,196,884		\$ 4,081,185	\$ 115,699
General Fund Reserve for Encumbrances at June 30, 2008	-		-	-
Other State Resources				
Preschool Education Aid	-			
Total Other State Resources	-		-	-
Combined General Fund Contribution & State Resources	4,196,884	96.23%	4,081,185	115,699
Restricted Federal Resources				
Title I, Part A : <i>Improving Basic Programs</i>	100,980		98,292	2,688
Title I, Part A - June 30, 2008 Deferred Revenue	2,646		2,646	-
	103,626	2.38%	100,938	2,688
Title II, Part A: <i>Teacher and Principal Training and Recruiting</i>	46,584		45,214	1,370
Title II, Part A - June 30, 2008 Deferred Revenue	3,134		3,134	-
	49,718	1.14%	48,348	1,370
Title II, Part D: <i>Enhancing Education through Technology</i>	-		-	-
Title II, Part D - June 30, 2008 Deferred Revenue	-		-	-
	-	0.00%	-	-
Title III, Part A: <i>Inglish Language Acq.</i>	9,860		9,749	111
Title III, Part A - June 30, 2008 Deferred Revenue	854		854	-
	10,714	0.25%	10,603	111
Title IV, Part A: <i>Safe and Drug-Free Schools and Communities</i>	-		-	-
Title IV, Part A - June 30, 2008 Deferred Revenue	-		-	-
	-	0.00%	-	-
Title V, Part A: <i>Innovative Programs</i>	-		-	-
Title V, Part A - June 30, 2008 Deferred Revenue	-		-	-
	-	0.00%	-	-
Total Restricted Federal Resources	164,058	3.77%	159,889	4,169
Totals	\$ 4,360,942	100.00%	\$ 4,241,074	\$ 119,868

PATERSON PUBLIC SCHOOLS
 BLENDED RESOURCE FUND 15
 SCHEDULE OF EXPENDITURES ALLOCATED
 BY RESOURCE TYPE - ACTUAL
 FOR THE FISCAL YEAR ENDED JUNE 30, 2008

School: No. 34 RC

Resources	Resource Amount (Final Budget)	District-wide Blended % of Total Resources	Total Expenditures Allocated as a % of Total Resources	Total Surplus/ Carryover
General Fund Contribution to Whole School Reform	\$ 2,810,222		\$ 2,641,786	\$ 168,436
General Fund Reserve for Encumbrances at June 30, 2008	-		-	-
Other State Resources				
Preschool Education Aid	-		-	-
Total Other State Resources	-		-	-
Combined General Fund Contribution & State Resources	2,810,222	95.08%	2,641,786	168,436
Restricted Federal Resources				
Title I, Part A : <i>Improving Basic Programs</i>	82,573		77,320	5,253
Title I, Part A - June 30, 2008 Deferred Revenue	3,812		3,812	-
	86,385	2.92%	81,132	5,253
Title II, Part A: <i>Teacher and Principal Training and Recruiting</i>	38,093		35,178	2,915
Title II, Part A - June 30, 2008 Deferred Revenue	10,945		10,945	-
	49,038	1.66%	46,123	2,915
Title II, Part D: <i>Enhancing Education through Technology</i>	-		-	-
Title II, Part D - June 30, 2008 Deferred Revenue	-		-	-
	-	0.00%	-	-
Title III, Part A: <i>English Language Acq.</i>	8,063		7,519	544
Title III, Part A - June 30, 2008 Deferred Revenue	1,928		1,928	-
	9,991	0.34%	9,447	544
Title IV, Part A: <i>Safe and Drug-Free Schools and Communities</i>	-		-	-
Title IV, Part A - June 30, 2008 Deferred Revenue	-		-	-
	-	0.00%	-	-
Title V, Part A: <i>Innovative Programs</i>	-		-	-
Title V, Part A - June 30, 2008 Deferred Revenue	-		-	-
	-	0.00%	-	-
Total Restricted Federal Resources	145,414	4.92%	136,702	8,712
Totals	\$ 2,955,636	100.00%	\$ 2,778,488	\$ 177,148

PATERSON PUBLIC SCHOOLS
 BLENDED RESOURCE FUND 15
 SCHEDULE OF EXPENDITURES ALLOCATED
 BY RESOURCE TYPE - ACTUAL
 FOR THE FISCAL YEAR ENDED JUNE 30, 2008

School: No. 36 AHA

Resources	Resource Amount (Final Budget)	District-wide Blended % of Total Resources	Total Expenditures Allocated as a % of Total Resources	Total Surplus/ Carryover
General Fund Contribution to Whole School Reform	\$ 3,012,971		\$ 2,866,013	\$ 146,958
General Fund Reserve for Encumbrances at June 30, 2008	2,885		2,885	-
Other State Resources				
Preschool Education Aid	-			
Total Other State Resources	-		-	-
Combined General Fund Contribution & State Resources	3,015,856	96.26%	2,868,898	146,958
Restricted Federal Resources				
Title I, Part A : <i>Improving Basic Programs</i>	72,348		68,706	3,642
Title I, Part A - June 30, 2008 Deferred Revenue	3,419		3,419	-
	<u>75,767</u>	<u>2.42%</u>	<u>72,125</u>	<u>3,642</u>
Title II, Part A: <i>Teacher and Principal Training and Recruiting</i>	33,376		31,890	1,486
Title II, Part A - June 30, 2008 Deferred Revenue	-		-	-
	<u>33,376</u>	<u>1.07%</u>	<u>31,890</u>	<u>1,486</u>
Title II, Part D: <i>Enhancing Education through Technology</i>	-		-	-
Title II, Part D - June 30, 2008 Deferred Revenue	-		-	-
	<u>-</u>	<u>0.00%</u>	<u>-</u>	<u>-</u>
Title III, Part A: <i>English Language Acq.</i>	7,064		6,536	528
Title III, Part A - June 30, 2008 Deferred Revenue	915		915	-
	<u>7,979</u>	<u>0.25%</u>	<u>7,451</u>	<u>528</u>
Title IV, Part A: <i>Safe and Drug-Free Schools and Communities</i>	-		-	-
Title IV, Part A - June 30, 2008 Deferred Revenue	-		-	-
	<u>-</u>	<u>0.00%</u>	<u>-</u>	<u>-</u>
Title V, Part A: <i>Innovative Programs</i>	-		-	-
Title V, Part A - June 30, 2008 Deferred Revenue	-		-	-
	<u>-</u>	<u>0.00%</u>	<u>-</u>	<u>-</u>
Total Restricted Federal Resources	117,122	3.74%	111,466	5,656
Totals	\$ 3,132,978	100.00%	\$ 2,980,364	\$ 152,614

PATERSON PUBLIC SCHOOLS
 BLENDED RESOURCE FUND 15
 SCHEDULE OF EXPENDITURES ALLOCATED
 BY RESOURCE TYPE - ACTUAL
 FOR THE FISCAL YEAR ENDED JUNE 30, 2008

School: No. 40 URBAN LEADERSHIP ACADEMY

Resources	Resource Amount (Final Budget)	District-wide Blended % of Total Resources	Total Expenditures Allocated as a % of Total Resources	Total Surplus/ Carryover
General Fund Contribution to Whole School Reform	\$ 1,971,267		\$ 1,811,811	\$ 159,456
General Fund Reserve for Encumbrances at June 30, 2008	-		-	-
Other State Resources				
Preschool Education Aid	-			
Total Other State Resources	-		-	-
Combined General Fund Contribution & State Resources	1,971,267	97.94%	1,811,811	159,456
Restricted Federal Resources				
Title I, Part A : <i>Improving Basic Programs</i>	26,587		24,419	2,168
Title I, Part A - June 30, 2008 Deferred Revenue	-		-	-
	26,587	1.32%	24,419	2,168
Title II, Part A: <i>Teacher and Principal Training and Recruiting</i>	12,265		11,285	980
Title II, Part A - June 30, 2008 Deferred Revenue	-		-	-
	12,265	0.61%	11,285	980
Title II, Part D: <i>Enhancing Education through Technology</i>	-		-	-
Title II, Part D - June 30, 2008 Deferred Revenue	-		-	-
	-	0.00%	-	-
Title III, Part A: <i>English Language Acq.</i>	2,596		2,405	191
Title III, Part A - June 30, 2008 Deferred Revenue	-		-	-
	2,596	0.13%	2,405	191
Title IV, Part A: <i>Safe and Drug-Free Schools and Communities</i>	-		-	-
Title IV, Part A - June 30, 2008 Deferred Revenue	-		-	-
	-	0.00%	-	-
Title V, Part A: <i>Innovative Programs</i>	-		-	-
Title V, Part A - June 30, 2008 Deferred Revenue	-		-	-
	-	0.00%	-	-
Total Restricted Federal Resources	41,448	2.06%	38,109	3,339
Totals	\$ 2,012,715	100.00%	\$ 1,849,920	\$ 162,795

PATERSON PUBLIC SCHOOLS
 BLENDED RESOURCE FUND 15
 SCHEDULE OF EXPENDITURES ALLOCATED
 BY RESOURCE TYPE - ACTUAL
 FOR THE FISCAL YEAR ENDED JUNE 30, 2008

School: No. 41 Dale Ave

Resources	Resource Amount (Final Budget)	District-wide Blended % of Total Resources	Total Expenditures Allocated as a % of Total Resources	Total Surplus/ Carryover
General Fund Contribution to Whole School Reform	\$ 3,849,662		\$ 3,678,059	\$ 171,603
General Fund Reserve for Encumbrances at June 30, 2008	4,003		4,003	-
Other State Resources				
Preschool Education Aid	-			
Total Other State Resources	-		-	-
Combined General Fund Contribution & State Resources	3,853,665	96.57%	3,682,062	171,603
Restricted Federal Resources				
Title I, Part A : <i>Improving Basic Programs</i>	85,385		81,463	3,922
Title I, Part A - June 30, 2008 Deferred Revenue	2,801		2,801	-
	88,186	2.21%	84,264	3,922
Title II, Part A: <i>Teacher and Principal Training and Recruiting</i>	39,390		37,747	1,643
Title II, Part A - June 30, 2008 Deferred Revenue	-		-	-
	39,390	0.99%	37,747	1,643
Title II, Part D: <i>Enhancing Education through Technology</i>	-		-	-
Title II, Part D - June 30, 2008 Deferred Revenue	-		-	-
	-	0.00%	-	-
Title III, Part A: <i>English Language Acq.</i>	8,337		7,788	549
Title III, Part A - June 30, 2008 Deferred Revenue	982		982	-
	9,319	0.23%	8,770	549
Title IV, Part A: <i>Safe and Drug-Free Schools and Communities</i>	-		-	-
Title IV, Part A - June 30, 2008 Deferred Revenue	-		-	-
	-	0.00%	-	-
Title V, Part A: <i>Innovative Programs</i>	-		-	-
Title V, Part A - June 30, 2008 Deferred Revenue	-		-	-
	-	0.00%	-	-
Total Restricted Federal Resources	136,895	3.43%	130,781	6,114
Totals	\$ 3,990,560	100.00%	\$ 3,812,843	\$ 177,717

PATERSON PUBLIC SCHOOLS
 BLENDED RESOURCE FUND 15
 SCHEDULE OF EXPENDITURES ALLOCATED
 BY RESOURCE TYPE - ACTUAL
 FOR THE FISCAL YEAR ENDED JUNE 30, 2008

School: No. 42 SILK CITY

Resources	Resource Amount (Final Budget)	District-wide Blended % of Total Resources	Total Expenditures Allocated as a % of Total Resources	Total Surplus/ Carryover
General Fund Contribution to Whole School Reform	\$ 1,295,825		\$ 1,229,005	\$ 66,820
General Fund Reserve for Encumbrances at June 30, 2008	-		-	-
Other State Resources				
Preschool Education Aid	-			
Total Other State Resources	-		-	-
Combined General Fund Contribution & State Resources	1,295,825	100.00%	1,229,005	66,820
Restricted Federal Resources				
Title I, Part A : <i>Improving Basic Programs</i>			-	-
Title I, Part A - June 30, 2008 Deferred Revenue	-	0.00%	-	-
Title II, Part A: <i>Teacher and Principal Training and Recruiting</i>			-	-
Title II, Part A - June 30, 2008 Deferred Revenue	-	0.00%	-	-
Title II, Part D: <i>Enhancing Education through Technology</i>	-		-	-
Title II, Part D - June 30, 2008 Deferred Revenue	-	0.00%	-	-
Title III, Part A: <i>English Language Acq.</i>			-	-
Title III, Part A - June 30, 2008 Deferred Revenue	-	0.00%	-	-
Title IV, Part A: <i>Safe and Drug-Free Schools and Communities</i>	-		-	-
Title IV, Part A - June 30, 2008 Deferred Revenue	-	0.00%	-	-
Title V, Part A: <i>Innovative Programs</i>	-		-	-
Title V, Part A - June 30, 2008 Deferred Revenue	-	0.00%	-	-
Total Restricted Federal Resources	-	0.00%	-	-
Totals	\$ 1,295,825	100.00%	\$ 1,229,005	\$ 66,820

PATERSON PUBLIC SCHOOLS
 BLENDED RESOURCE FUND 15
 SCHEDULE OF EXPENDITURES ALLOCATED
 BY RESOURCE TYPE - ACTUAL
 FOR THE FISCAL YEAR ENDED JUNE 30, 2008

School: No. 50 JFK

Resources	Resource Amount (Final Budget)	District-wide Blended % of Total Resources	Total Expenditures Allocated as a % of Total Resources	Total Surplus/ Carryover
General Fund Contribution to Whole School Reform	\$ 26,245,218		\$ 25,319,474	\$ 925,744
General Fund Reserve for Encumbrances at June 30, 2008	11,493		11,493	-
Other State Resources				
Preschool Education Aid	-			
Total Other State Resources	-		-	-
Combined General Fund Contribution & State Resources	26,256,711	100.00%	25,330,967	925,744
Restricted Federal Resources				
Title I, Part A : <i>Improving Basic Programs</i>	-		-	-
Title I, Part A - June 30, 2008 Deferred Revenue	-	0.00%	-	-
Title II, Part A: <i>Teacher and Principal Training and Recruiting</i>	-		-	-
Title II, Part A - June 30, 2008 Deferred Revenue	-	0.00%	-	-
Title II, Part D: <i>Enhancing Education through Technology</i>	-		-	-
Title II, Part D - June 30, 2008 Deferred Revenue	-	0.00%	-	-
Title III, Part A: <i>English Language Acq.</i>	-		-	-
Title III, Part A - June 30, 2008 Deferred Revenue	-	0.00%	-	-
Title IV, Part A: <i>Safe and Drug-Free Schools and Communities</i>	-		-	-
Title IV, Part A - June 30, 2008 Deferred Revenue	-	0.00%	-	-
Title V, Part A: <i>Innovative Programs</i>	-		-	-
Title V, Part A - June 30, 2008 Deferred Revenue	-	0.00%	-	-
Total Restricted Federal Resources	-	0.00%	-	-
Totals	\$ 26,256,711	100.00%	\$ 25,330,967	\$ 925,744

PATERSON PUBLIC SCHOOLS
 BLENDED RESOURCE FUND 15
 SCHEDULE OF EXPENDITURES ALLOCATED
 BY RESOURCE TYPE - ACTUAL
 FOR THE FISCAL YEAR ENDED JUNE 30, 2008

School: No. 51 Eastside

Resources	Resource Amount (Final Budget)	District-wide Blended % of Total Resources	Total Expenditures Allocated as a % of Total Resources	Total Surplus/ Carryover
General Fund Contribution to Whole School Reform	\$ 24,213,477		\$ 23,492,678	\$ 720,799
General Fund Reserve for Encumbrances at June 30, 2008	9,258		9,258	-
Other State Resources				
Preschool Education Aid	-			
Total Other State Resources	-		-	-
Combined General Fund Contribution & State Resources	24,222,735	100.00%	23,501,936	720,799
Restricted Federal Resources				
Title I, Part A : <i>Improving Basic Programs</i>	-		-	-
Title I, Part A - June 30, 2008 Deferred Revenue	-	0.00%	-	-
Title II, Part A: <i>Teacher and Principal Training and Recruiting</i>	-		-	-
Title II, Part A - June 30, 2008 Deferred Revenue	-	0.00%	-	-
Title II, Part D: <i>Enhancing Education through Technology</i>	-		-	-
Title II, Part D - June 30, 2008 Deferred Revenue	-	0.00%	-	-
Title III, Part A: <i>English Language Acq.</i>	-		-	-
Title III, Part A - June 30, 2008 Deferred Revenue	-	0.00%	-	-
Title IV, Part A: <i>Safe and Drug-Free Schools and Communities</i>	-		-	-
Title IV, Part A - June 30, 2008 Deferred Revenue	-	0.00%	-	-
Title V, Part A: <i>Innovative Programs</i>	-		-	-
Title V, Part A - June 30, 2008 Deferred Revenue	-	0.00%	-	-
Total Restricted Federal Resources	-	0.00%	-	-
Totals	\$ 24,222,735	100.00%	\$ 23,501,936	\$ 720,799

PATERSON PUBLIC SCHOOLS
 BLENDED RESOURCE FUND 15
 SCHEDULE OF EXPENDITURES ALLOCATED
 BY RESOURCE TYPE - ACTUAL
 FOR THE FISCAL YEAR ENDED JUNE 30, 2008

School: No. 52 Rosa Parks

Resources	Resource Amount (Final Budget)	District-wide Blended % of Total Resources	Total Expenditures Allocated as a % of Total Resources	Total Surplus/ Carryover
General Fund Contribution to Whole School Reform	\$ 4,461,322		\$ 4,155,117	\$ 306,205
General Fund Reserve for Encumbrances at June 30, 2008	761		761	-
Other State Resources				
Preschool Education Aid	-			
Total Other State Resources	-		-	-
Combined General Fund Contribution & State Resources	4,462,083	100.00%	4,155,878	306,205
Restricted Federal Resources				
Title I, Part A : <i>Improving Basic Programs</i>	-		-	-
Title I, Part A - June 30, 2008 Deferred Revenue	-	0.00%	-	-
Title II, Part A: <i>Teacher and Principal Training and Recruiting</i>	-		-	-
Title II, Part A - June 30, 2008 Deferred Revenue	-	0.00%	-	-
Title II, Part D: <i>Enhancing Education through Technology</i>	-		-	-
Title II, Part D - June 30, 2008 Deferred Revenue	-	0.00%	-	-
Title III, Part A: <i>English Language Acq.</i>	-		-	-
Title III, Part A - June 30, 2008 Deferred Revenue	-	0.00%	-	-
Title IV, Part A: <i>Safe and Drug-Free Schools and Communities</i>	-		-	-
Title IV, Part A - June 30, 2008 Deferred Revenue	-	0.00%	-	-
Title V, Part A: <i>Innovative Programs</i>	-		-	-
Title V, Part A - June 30, 2008 Deferred Revenue	-	0.00%	-	-
Total Restricted Federal Resources	-	0.00%	-	-
Totals	\$ 4,462,083	100.00%	\$ 4,155,878	\$ 306,205

PATERSON PUBLIC SCHOOLS
 BLENDED RESOURCE FUND 15
 SCHEDULE OF EXPENDITURES ALLOCATED
 BY RESOURCE TYPE - ACTUAL
 FOR THE FISCAL YEAR ENDED JUNE 30, 2008

School: No. 53 HARP

Resources	Resource Amount (Final Budget)	District-wide Blended % of Total Resources	Total Expenditures Allocated as a % of Total Resources	Total Surplus/ Carryover
General Fund Contribution to Whole School Reform	\$ 2,577,537		\$ 2,549,686	\$ 27,851
General Fund Reserve for Encumbrances at June 30, 2008	917		917	-
Other State Resources				
Preschool Education Aid	-			
Total Other State Resources	-		-	-
Combined General Fund Contribution & State Resources	2,578,454	100.00%	2,550,603	27,851
Restricted Federal Resources				
Title I, Part A : <i>Improving Basic Programs</i>			-	-
Title I, Part A - June 30, 2008 Deferred Revenue	-	0.00%	-	-
Title II, Part A: <i>Teacher and Principal Training and Recruiting</i>	-		-	-
Title II, Part A - June 30, 2008 Deferred Revenue	-	0.00%	-	-
Title II, Part D: <i>Enhancing Education through Technology</i>	-		-	-
Title II, Part D - June 30, 2008 Deferred Revenue	-	0.00%	-	-
Title III, Part A: <i>English Language Acq.</i>			-	-
Title III, Part A - June 30, 2008 Deferred Revenue	-	0.00%	-	-
Title IV, Part A: <i>Safe and Drug-Free Schools and Communities</i>	-		-	-
Title IV, Part A - June 30, 2008 Deferred Revenue	-	0.00%	-	-
Title V, Part A: <i>Innovative Programs</i>	-		-	-
Title V, Part A - June 30, 2008 Deferred Revenue	-	0.00%	-	-
Total Restricted Federal Resources	-	0.00%	-	-
Totals	\$ 2,578,454	100.00%	\$ 2,550,603	\$ 27,851

PATERSON PUBLIC SCHOOLS
 BLENDED RESOURCE FUND 15
 SCHEDULE OF EXPENDITURES ALLOCATED
 BY RESOURCE TYPE - ACTUAL
 FOR THE FISCAL YEAR ENDED JUNE 30, 2008

School: No. 54 PANTHER

Resources	Resource Amount (Final Budget)	District-wide Blended % of Total Resources	Total Expenditures Allocated as a % of Total Resources	Total Surplus/ Carryover
General Fund Contribution to Whole School Reform	\$ 2,329,578		\$ 2,205,745	\$ 123,834
General Fund Reserve for Encumbrances at June 30, 2008	7,908		7,908	-
Other State Resources				
Preschool Education Aid	-			
Total Other State Resources	-		-	-
Combined General Fund Contribution & State Resources	2,337,487	100.00%	2,213,653	123,834
Restricted Federal Resources				
Title I, Part A : <i>Improving Basic Programs</i>			-	-
Title I, Part A - June 30, 2008 Deferred Revenue	-	0.00%	-	-
Title II, Part A: <i>Teacher and Principal Training and Recruiting</i>	-		-	-
Title II, Part A - June 30, 2008 Deferred Revenue	-	0.00%	-	-
Title II, Part D: <i>Enhancing Education through Technology</i>	-		-	-
Title II, Part D - June 30, 2008 Deferred Revenue	-	0.00%	-	-
Title III, Part A: <i>English Language Acq.</i>			-	-
Title III, Part A - June 30, 2008 Deferred Revenue	-	0.00%	-	-
Title IV, Part A: <i>Safe and Drug-Free Schools and Communities</i>	-		-	-
Title IV, Part A - June 30, 2008 Deferred Revenue	-	0.00%	-	-
Title V, Part A: <i>Innovative Programs</i>	-		-	-
Title V, Part A - June 30, 2008 Deferred Revenue	-	0.00%	-	-
Total Restricted Federal Resources	-	0.00%	-	-
Totals	\$ 2,337,487	100.00%	\$ 2,213,653	\$ 123,834

PATERSON PUBLIC SCHOOLS
 BLENDED RESOURCE FUND 15
 SCHEDULE OF EXPENDITURES ALLOCATED
 BY RESOURCE TYPE - ACTUAL
 FOR THE FISCAL YEAR ENDED JUNE 30, 2008

School: No. 055 INTERNATIONAL HIGH

Resources	Resource Amount (Final Budget)	District-wide Blended % of Total Resources	Total Expenditures Allocated as a % of Total Resources	Total Surplus/ Carryover
General Fund Contribution to Whole School Reform	\$ 3,828,084		\$ 3,441,362	\$ 386,722
General Fund Reserve for Encumbrances at June 30, 2008	210		210	-
Other State Resources				
Preschool Education Aid	-			
Total Other State Resources	-		-	-
Combined General Fund Contribution & State Resources	3,828,294	100.00%	3,441,572	386,722
Restricted Federal Resources				
Title I, Part A : <i>Improving Basic Programs</i>	-		-	-
Title I, Part A - June 30, 2008 Deferred Revenue	-	0.00%	-	-
Title II, Part A: <i>Teacher and Principal Training and Recruiting</i>	-		-	-
Title II, Part A - June 30, 2008 Deferred Revenue	-	0.00%	-	-
Title II, Part D: <i>Enhancing Education through Technology</i>	-		-	-
Title II, Part D - June 30, 2008 Deferred Revenue	-	0.00%	-	-
Title III, Part A: <i>Ingllsh Language Acq.</i>	-		-	-
Title III, Part A - June 30, 2008 Deferred Revenue	-	0.00%	-	-
Title IV, Part A: <i>Safe and Drug-Free Schools and Communities</i>	-		-	-
Title IV, Part A - June 30, 2008 Deferred Revenue	-	0.00%	-	-
Title V, Part A: <i>Innovative Programs</i>	-		-	-
Title V, Part A - June 30, 2008 Deferred Revenue	-	0.00%	-	-
Total Restricted Federal Resources	-	0.00%	-	-
Totals	\$ 3,828,294	100.00%	\$ 3,441,572	\$ 386,722

**PATERSON PUBLIC SCHOOLS
 BLENDED RESOURCE FUND 15
 SCHEDULE OF EXPENDITURES ALLOCATED
 BY RESOURCE TYPE - ACTUAL
 FOR THE FISCAL YEAR ENDED JUNE 30, 2008**

School: No. 56 SPORTS BUSINESS

Resources	Resource Amount (Final Budget)	District-wide Blended % of Total Resources	Total Expenditures Allocated as a % of Total Resources	Total Surplus/ Carryover
General Fund Contribution to Whole School Reform	\$ 1,523,553		\$ 1,467,714	\$ 55,839
General Fund Reserve for Encumbrances at June 30, 2008	-		-	-
Other State Resources				
Preschool Education Aid	-			
Total Other State Resources	-		-	-
Combined General Fund Contribution & State Resources	1,523,553	100.00%	1,467,714	55,839
Restricted Federal Resources				
Title I, Part A : <i>Improving Basic Programs</i>			-	-
Title I, Part A - June 30, 2008 Deferred Revenue	-	0.00%	-	-
Title II, Part A: <i>Teacher and Principal Training and Recruiting</i>	-		-	-
Title II, Part A - June 30, 2008 Deferred Revenue	-	0.00%	-	-
Title II, Part D: <i>Enhancing Education through Technology</i>	-		-	-
Title II, Part D - June 30, 2008 Deferred Revenue	-	0.00%	-	-
Title III, Part A: <i>English Language Acq.</i>			-	-
Title III, Part A - June 30, 2008 Deferred Revenue	-	0.00%	-	-
Title IV, Part A: <i>Safe and Drug-Free Schools and Communities</i>	-		-	-
Title IV, Part A - June 30, 2008 Deferred Revenue	-	0.00%	-	-
Title V, Part A: <i>Innovative Programs</i>	-		-	-
Title V, Part A - June 30, 2008 Deferred Revenue	-	0.00%	-	-
Total Restricted Federal Resources	-	0.00%	-	-
Totals	\$ 1,523,553	100.00%	\$ 1,467,714	\$ 55,839

PATERSON PUBLIC SCHOOLS
BLENDED RESOURCE FUND 15
SCHEDULE OF EXPENDITURES ALLOCATED
BY RESOURCE TYPE - ACTUAL
FOR THE FISCAL YEAR ENDED JUNE 30, 2008

School: No. 57 GARRETT MORGAN

Resources	Resource Amount (Final Budget)	District-wide Blended % of Total Resources	Total Expenditures Allocated as a % of Total Resources	Total Surplus/ Carryover
General Fund Contribution to Whole School Reform	\$ 1,121,155		\$ 1,081,660	\$ 39,495
General Fund Reserve for Encumbrances at June 30, 2008	-		-	-
Other State Resources				
Preschool Education Aid	-			
Total Other State Resources	-		-	-
Combined General Fund Contribution & State Resources	1,121,155	100.00%	1,081,660	39,495
Restricted Federal Resources				
Title I, Part A : <i>Improving Basic Programs</i>			-	-
Title I, Part A - June 30, 2008 Deferred Revenue	-	0.00%	-	-
Title II, Part A: <i>Teacher and Principal Training and Recruiting</i>	-		-	-
Title II, Part A - June 30, 2008 Deferred Revenue	-	0.00%	-	-
Title II, Part D: <i>Enhancing Education through Technology</i>	-		-	-
Title II, Part D - June 30, 2008 Deferred Revenue	-	0.00%	-	-
Title III, Part A: <i>English Language Acq.</i>			-	-
Title III, Part A - June 30, 2008 Deferred Revenue	-	0.00%	-	-
Title IV, Part A: <i>Safe and Drug-Free Schools and Communities</i>	-		-	-
Title IV, Part A - June 30, 2008 Deferred Revenue	-	0.00%	-	-
Title V, Part A: <i>Innovative Programs</i>	-		-	-
Title V, Part A - June 30, 2008 Deferred Revenue	-	0.00%	-	-
Total Restricted Federal Resources	-	0.00%	-	-
Totals	\$ 1,121,155	100.00%	\$ 1,081,660	\$ 39,495

PATERSON PUBLIC SCHOOLS
 BLENDED RESOURCE FUND 15
 SCHEDULE OF EXPENDITURES ALLOCATED
 BY RESOURCE TYPE - ACTUAL
 FOR THE FISCAL YEAR ENDED JUNE 30, 2008

School: No. 58 MPACT

Resources	Resource Amount (Final Budget)	District-wide Blended % of Total Resources	Total Expenditures Allocated as a % of Total Resources	Total Surplus/ Carryover
General Fund Contribution to Whole School Reform	\$ 1,025,208		\$ 900,322	\$ 124,886
General Fund Reserve for Encumbrances at June 30, 2008	-		-	-
Other State Resources				
Preschool Education Aid	-			
Total Other State Resources	-		-	-
Combined General Fund Contribution & State Resources	1,025,208	100.00%	900,322	124,886
Restricted Federal Resources				
Title I, Part A : <i>Improving Basic Programs</i>			-	-
Title I, Part A - June 30, 2008 Deferred Revenue	-	0.00%	-	-
Title II, Part A: <i>Teacher and Principal Training and Recruiting</i>	-		-	-
Title II, Part A - June 30, 2008 Deferred Revenue	-	0.00%	-	-
Title II, Part D: <i>Enhancing Education through Technology</i>	-		-	-
Title II, Part D - June 30, 2008 Deferred Revenue	-	0.00%	-	-
Title III, Part A: <i>English Language Acq.</i>			-	-
Title III, Part A - June 30, 2008 Deferred Revenue	-	0.00%	-	-
Title IV, Part A: <i>Safe and Drug-Free Schools and Communities</i>	-		-	-
Title IV, Part A - June 30, 2008 Deferred Revenue	-	0.00%	-	-
Title V, Part A: <i>Innovative Programs</i>	-		-	-
Title V, Part A - June 30, 2008 Deferred Revenue	-	0.00%	-	-
Total Restricted Federal Resources	-	0.00%	-	-
Totals	\$ 1,025,208	100.00%	\$ 900,322	\$ 124,886

PATERSON PUBLIC SCHOOLS
 BLENDED RESOURCE FUND 15
 SCHEDULE OF EXPENDITURES ALLOCATED
 BY RESOURCE TYPE - ACTUAL
 FOR THE FISCAL YEAR ENDED JUNE 30, 2008

School: No. 59 PRE- COLLEGIATE

Resources	Resource Amount (Final Budget)	District-wide Blended % of Total Resources	Total Expenditures Allocated as a % of Total Resources	Total Surplus/ Carryover
General Fund Contribution to Whole School Reform	\$ 2,180,167		\$ 2,120,651	\$ 59,516
General Fund Reserve for Encumbrances at June 30, 2008	-		-	-
Other State Resources				
Preschool Education Aid	-			
Total Other State Resources	-		-	-
Combined General Fund Contribution & State Resources	2,180,167	100.00%	2,120,651	59,516
Restricted Federal Resources				
Title I, Part A : <i>Improving Basic Programs</i>			-	-
Title I, Part A - June 30, 2008 Deferred Revenue	-	0.00%	-	-
Title II, Part A: <i>Teacher and Principal Training and Recruiting</i>	-		-	-
Title II, Part A - June 30, 2008 Deferred Revenue	-	0.00%	-	-
Title II, Part D: <i>Enhancing Education through Technology</i>	-		-	-
Title II, Part D - June 30, 2008 Deferred Revenue	-	0.00%	-	-
Title III, Part A: <i>English Language Acq.</i>			-	-
Title III, Part A - June 30, 2008 Deferred Revenue	-	0.00%	-	-
Title IV, Part A: <i>Safe and Drug-Free Schools and Communities</i>	-		-	-
Title IV, Part A - June 30, 2008 Deferred Revenue	-	0.00%	-	-
Title V, Part A: <i>Innovative Programs</i>	-		-	-
Title V, Part A - June 30, 2008 Deferred Revenue	-	0.00%	-	-
Total Restricted Federal Resources	-	0.00%	-	-
Totals	\$ 2,180,167	100.00%	\$ 2,120,651	\$ 59,516

PATERSON PUBLIC SCHOOLS
BLENDED RESOURCE FUND 15
SCHEDULE OF EXPENDITURES ALLOCATED
BY RESOURCE TYPE - ACTUAL
FOR THE FISCAL YEAR ENDED JUNE 30, 2008

School: No. 60 STARS

Resources	Resource Amount (Final Budget)	District-wide Blended % of Total Resources	Total Expenditures Allocated as a % of Total Resources	Total Surplus/ Carryover
General Fund Contribution to Whole School Reform	\$ 1,527,108		\$ 1,432,688	\$ 94,420
General Fund Reserve for Encumbrances at June 30, 2008	-		-	-
Other State Resources				
Preschool Education Aid	-		-	-
Total Other State Resources	-		-	-
Combined General Fund Contribution & State Resources	1,527,108	100.00%	1,432,688	94,420
Restricted Federal Resources				
Title I, Part A : <i>Improving Basic Programs</i>	-		-	-
Title I, Part A - June 30, 2008 Deferred Revenue	-	0.00%	-	-
Title II, Part A: <i>Teacher and Principal Training and Recruiting</i>	-		-	-
Title II, Part A - June 30, 2008 Deferred Revenue	-	0.00%	-	-
Title II, Part D: <i>Enhancing Education through Technology</i>	-		-	-
Title II, Part D - June 30, 2008 Deferred Revenue	-	0.00%	-	-
Title III, Part A: <i>English Language Acq.</i>	-		-	-
Title III, Part A - June 30, 2008 Deferred Revenue	-	0.00%	-	-
Title IV, Part A: <i>Safe and Drug-Free Schools and Communities</i>	-		-	-
Title IV, Part A - June 30, 2008 Deferred Revenue	-	0.00%	-	-
Title V, Part A: <i>Innovative Programs</i>	-		-	-
Title V, Part A - June 30, 2008 Deferred Revenue	-	0.00%	-	-
Total Restricted Federal Resources	-	0.00%	-	-
Totals	\$ 1,527,108	100.00%	\$ 1,432,688	\$ 94,420

PATERSON PUBLIC SCHOOLS
 BLENDED RESOURCE FUND 15
 SCHEDULE OF EXPENDITURES ALLOCATED
 BY RESOURCE TYPE - ACTUAL
 FOR THE FISCAL YEAR ENDED JUNE 30, 2008

School: No. 61 PUBLIC SAFETY

Resources	Resource Amount (Final Budget)	District-wide Blended % of Total Resources	Total Expenditures Allocated as a % of Total Resources	Total Surplus/ Carryover
General Fund Contribution to Whole School Reform	\$ 962,828		\$ 924,326	\$ 38,502
General Fund Reserve for Encumbrances at June 30, 2008	-		-	-
Other State Resources				
Preschool Education Aid	-			
Total Other State Resources	-		-	-
Combined General Fund Contribution & State Resources	962,828	100.00%	924,326	38,502
Restricted Federal Resources				
Title I, Part A : <i>Improving Basic Programs</i>	-		-	-
Title I, Part A - June 30, 2008 Deferred Revenue	-	0.00%	-	-
Title II, Part A: <i>Teacher and Principal Training and Recruiting</i>	-		-	-
Title II, Part A - June 30, 2008 Deferred Revenue	-	0.00%	-	-
Title II, Part D: <i>Enhancing Education through Technology</i>	-		-	-
Title II, Part D - June 30, 2008 Deferred Revenue	-	0.00%	-	-
Title III, Part A: <i>English Language Acq.</i>	-		-	-
Title III, Part A - June 30, 2008 Deferred Revenue	-	0.00%	-	-
Title IV, Part A: <i>Safe and Drug-Free Schools and Communities</i>	-		-	-
Title IV, Part A - June 30, 2008 Deferred Revenue	-	0.00%	-	-
Title V, Part A: <i>Innovative Programs</i>	-		-	-
Title V, Part A - June 30, 2008 Deferred Revenue	-	0.00%	-	-
Total Restricted Federal Resources	-	0.00%	-	-
Totals	\$ 962,828	100.00%	\$ 924,326	\$ 38,502

PATERSON PUBLIC SCHOOLS
 BLENDED RESOURCE FUND 15
 SCHEDULE OF EXPENDITURES ALLOCATED
 BY RESOURCE TYPE - ACTUAL
 FOR THE FISCAL YEAR ENDED JUNE 30, 2008

School: No. 316 New Roberto Clemente

Resources	Resource Amount (Final Budget)	District-wide Blended % of Total Resources	Total Expenditures Allocated as a % of Total Resources	Total Surplus/ Carryover
General Fund Contribution to Whole School Reform	\$ 6,415,035		\$ 6,128,578	\$ 286,457
General Fund Reserve for Encumbrances at June 30, 2008	-		-	-
Other State Resources				
Preschool Education Aid	-			
Total Other State Resources	-		-	-
Combined General Fund Contribution & State Resources	6,415,035	95.82%	6,128,578	286,457
Restricted Federal Resources				
Title I, Part A : <i>Improving Basic Programs</i>	179,463		171,411	8,052
Title I, Part A - June 30, 2008 Deferred Revenue	-		-	-
	179,463	2.68%	171,411	8,052
Title II, Part A: <i>Teacher and Principal Training and Recruiting</i>	82,790		79,310	3,480
Title II, Part A - June 30, 2008 Deferred Revenue	-		-	-
	82,790	1.24%	79,310	3,480
Title II, Part D: <i>Enhancing Education through Technology</i>	-		-	-
Title II, Part D - June 30, 2008 Deferred Revenue	-		-	-
	-	0.00%	-	-
Title III, Part A: <i>English Language Acq.</i>	17,523		16,629	894
Title III, Part A - June 30, 2008 Deferred Revenue	-		-	-
	17,523	0.26%	16,629	894
Title IV, Part A: <i>Safe and Drug-Free Schools and Communities</i>	-		-	-
Title IV, Part A - June 30, 2008 Deferred Revenue	-		-	-
	-	0.00%	-	-
Title V, Part A: <i>Innovative Programs</i>	-		-	-
Title V, Part A - June 30, 2008 Deferred Revenue	-		-	-
	-	0.00%	-	-
Total Restricted Federal Resources	279,776	4.18%	267,350	12,426
Totals	\$ 6,694,811	100.00%	\$ 6,395,928	\$ 298,883

PATERSON PUBLIC SCHOOLS
 BLENDED RESOURCE FUND 15
 SCHEDULE OF EXPENDITURES ALLOCATED
 BY RESOURCE TYPE - ACTUAL
 FOR THE FISCAL YEAR ENDED JUNE 30, 2008

School: No. 75 NSW

Resources	Resource Amount (Final Budget)	District-wide Blended % of Total Resources	Total Expenditures Allocated as a % of Total Resources	Total Surplus/ Carryover
General Fund Contribution to Whole School Reform	\$ 4,079,079		\$ 3,729,399	\$ 349,680
General Fund Reserve for Encumbrances at June 30, 2008	907		907	-
Other State Resources				
Preschool Education Aid	-			
Total Other State Resources	-		-	-
Combined General Fund Contribution & State Resources	4,079,986	98.14%	3,730,306	349,680
Restricted Federal Resources				
Title I, Part A : <i>Improving Basic Programs</i>	51,640		47,182	4,458
Title I, Part A - June 30, 2008 Deferred Revenue	1,851		1,851	-
	53,491	1.29%	49,033	4,458
Title II, Part A: <i>Teacher and Principal Training and Recruiting</i>	23,823		21,666	2,157
Title II, Part A - June 30, 2008 Deferred Revenue	-		-	-
	23,823	0.57%	21,666	2,157
Title II, Part D: <i>Enhancing Education through Technology</i>	-		-	-
Title II, Part D - June 30, 2008 Deferred Revenue	-		-	-
	-	0.00%	-	-
Title III, Part A: <i>English Language Acq.</i>	5,042		4,565	477
Title III, Part A - June 30, 2008 Deferred Revenue	376		376	-
	5,418	0.13%	4,941	477
Title IV, Part A: <i>Safe and Drug-Free Schools and Communities</i>	-		-	-
Title IV, Part A - June 30, 2008 Deferred Revenue	-		-	-
	-	0.00%	-	-
Title V, Part A: <i>Innovative Programs</i>	-		-	-
Title V, Part A - June 30, 2008 Deferred Revenue	-		-	-
	-	0.00%	-	-
Total Restricted Federal Resources	77,314	1.86%	70,699	6,615
Totals	\$ 4,157,300	100.00%	\$ 3,801,005	\$ 356,295

PATERSON PUBLIC SCHOOLS
 BLENDED RESOURCE FUND 15
 SCHEDULE OF EXPENDITURES ALLOCATED
 BY RESOURCE TYPE - ACTUAL
 FOR THE FISCAL YEAR ENDED JUNE 30, 2008

School: No. 77 GREAT FALLS ACADEMY

Resources	Resource Amount (Final Budget)	District-wide Blended % of Total Resources	Total Expenditures Allocated as a % of Total Resources	Total Surplus/ Carryover
General Fund Contribution to Whole School Reform	\$ 995,034		\$ 920,320	\$ 74,714
General Fund Reserve for Encumbrances at June 30, 2008	-		-	-
Other State Resources				
Preschool Education Aid	-			
Total Other State Resources	-		-	-
Combined General Fund Contribution & State Resources	995,034	100.00%	920,320	74,714
Restricted Federal Resources				
Title I, Part A : <i>Improving Basic Programs</i>	-		-	-
Title I, Part A - June 30, 2008 Deferred Revenue	-	0.00%	-	-
Title II, Part A: <i>Teacher and Principal Training and Recruiting</i>	-		-	-
Title II, Part A - June 30, 2008 Deferred Revenue	-	0.00%	-	-
Title II, Part D: <i>Enhancing Education through Technology</i>	-		-	-
Title II, Part D - June 30, 2008 Deferred Revenue	-	0.00%	-	-
Title III, Part A: <i>English Language Acq.</i>				
Title III, Part A - June 30, 2008 Deferred Revenue	-	0.00%	-	-
Title IV, Part A: <i>Safe and Drug-Free Schools and Communities</i>	-		-	-
Title IV, Part A - June 30, 2008 Deferred Revenue	-	0.00%	-	-
Title V, Part A: <i>Innovative Programs</i>	-		-	-
Title V, Part A - June 30, 2008 Deferred Revenue	-	0.00%	-	-
Total Restricted Federal Resources	-	0.00%	-	-
Totals	\$ 995,034	100.00%	\$ 920,320	\$ 74,714

**PATERSON PUBLIC SCHOOLS
BLENDED RESOURCE FUND 15
SCHEDULE OF BLENDED EXPENDITURES-BUDGET AND ACTUAL
FOR THE FISCAL YEAR ENDED JUNE 30, 2009**

<u>District-wide</u>	<u>Original Budget</u>	<u>Budget Transfers</u>	<u>Final Budget</u>	<u>Actual</u>	<u>Variance Final to Actual</u>
REGULAR PROGRAMS - INSTRUCTION					
Regular Programs - Instruction					
Kindergarten - Salaries of Teachers	\$ 6,502,558	(60,761)	\$ 6,441,797	\$ 6,427,426	\$ 14,371
Grades 1-5 - Salaries of Teachers	42,370,252	(385,840)	41,984,412	41,663,584	320,828
Grades 6-8 - Salaries of Teachers	23,095,110	(259,955)	22,835,155	22,800,441	34,714
Grades 9-12 - Salaries of Teachers	35,297,031	(1,927,680)	33,369,351	33,292,606	76,745
Regular Programs - Home Instruction:					
Salaries of Teachers	-	-	-	-	-
Other Salaries for Instruction	-	-	-	-	-
Purchased Professional -Educational Services	-	-	-	-	-
Purchased Technical Services	-	-	-	-	-
Other Purchased Services (400-500 series)	-	-	-	-	-
General Supplies	-	-	-	-	-
Textbooks	-	-	-	-	-
Other Objects	-	-	-	-	-
Regular Programs - Undistributed Instruction					
Other Salaries for Instruction	4,724,697	(527,365)	4,197,332	4,103,994	93,338
Purchased Professional-Educational Services	139,030	41,300	180,330	112,454	67,876
Purchased Technical Services	25,625	5,100	30,725	12,555	18,170
Other Purchased Services (400-500 series)	80,862	11,278	92,140	31,444	60,696
General Supplies	4,432,140	(21,931)	4,410,209	3,945,965	464,244
Textbooks	776,765	(8,489)	768,276	573,949	194,327
Other Objects	30,650	131,363	162,013	65,739	96,274
TOTAL REGULAR PROGRAMS - INSTRUCTION	117,474,720	(3,002,980)	114,471,740	113,030,157	1,441,583
SPECIAL EDUCATION - INSTRUCTION					
Cognitive - Mild:					
Salaries of Teachers	916,467	(23,961)	892,506	755,597	136,909
Other Salaries for Instruction	513,221	(80,607)	432,614	428,321	4,293
Purchased Professional-Educational Services	17,000	-	17,000	17,000	-
Purchased Technical Services	-	-	-	-	-
Other Purchased Services (400-500 series)	-	-	-	-	-
General Supplies	55,547	-	55,547	37,894	17,653
Textbooks	6,624	-	6,624	5,060	1,564
Other Objects	100	-	100	-	100
Total Cognitive - Mild	1,508,959	(104,568)	1,404,391	1,243,872	160,519
Cognitive - Moderate:					
Salaries of Teachers	651,231	(62,066)	589,165	492,884	96,281
Other Salaries for Instruction	738,956	-	738,956	712,614	26,342
Purchased Professional-Educational Services	-	-	-	-	-
Purchased Technical Services	-	-	-	-	-
Other Purchased Services (400-500 series)	-	-	-	-	-
General Supplies	7,674	-	7,674	7,286	388
Textbooks	200	-	200	-	200
Other Objects	-	-	-	-	-
Total Cognitive - Moderate	1,398,061	(62,066)	1,335,995	1,212,784	123,211

Continued

**PATERSON PUBLIC SCHOOLS
 BLENDED RESOURCE FUND 15
 SCHEDULE OF BLENDED EXPENDITURES-BUDGET AND ACTUAL
 FOR THE FISCAL YEAR ENDED JUNE 30, 2009**

<u>District-wide</u>	Original Budget	Budget Transfers	Final Budget	Actual	Variance Final to Actual
Learning and/or Language Disabilities:					
Salaries of Teachers	\$ 2,325,786	\$ 147,445	\$ 2,473,231	\$ 2,308,017	\$ 165,214
Other Salaries for Instruction	1,949,656	82,219	2,031,875	1,783,663	248,212
Purchased Professional-Educational Services	-	-	-	-	-
Purchased Technical Services	-	-	-	-	-
Other Purchased Services (400-500 series)	128	-	128	29	99
General Supplies	98,647	6,489	105,136	81,816	23,320
Textbooks	52,290	-	52,290	33,833	18,457
Other Objects	100	-	100	-	100
Total Learning and/or Language Disabilities	4,426,607	236,153	4,662,760	4,207,358	455,402
Visual Impairments:					
Salaries of Teachers	-	-	-	-	-
Other Salaries for Instruction	-	-	-	-	-
Purchased Professional-Educational Services	-	-	-	-	-
Purchased Technical Services	-	-	-	-	-
Other Purchased Services (400-500 series)	-	-	-	-	-
General Supplies	-	-	-	-	-
Textbooks	-	-	-	-	-
Other Objects	-	-	-	-	-
Total Visual Impairments	-	-	-	-	-
Auditory Impairments:					
Salaries of Teachers	369,625	(148,726)	220,899	218,380	2,519
Other Salaries for Instruction	127,626	-	127,626	115,853	11,773
Purchased Professional-Educational Services	-	-	-	-	-
Purchased Technical Services	-	-	-	-	-
Other Purchased Services (400-500 series)	-	-	-	-	-
General Supplies	3,821	-	3,821	3,124	697
Textbooks	599	-	599	309	290
Other Objects	-	-	-	-	-
Total Auditory Impairments	501,671	(148,726)	352,945	337,666	15,279
Behavioral Disabilities:					
Salaries of Teachers	1,109,723	(46,223)	1,063,500	982,234	81,266
Other Salaries for Instruction	838,443	1,817	840,260	824,625	15,635
Purchased Professional-Educational Services	-	-	-	-	-
Purchased Technical Services	-	-	-	-	-
Other Purchased Services (400-500 series)	-	-	-	-	-
General Supplies	43,843	304	44,147	36,286	7,861
Textbooks	53,159	-	53,159	35,964	17,195
Other Objects	250	-	250	-	250
Total Behavioral Disabilities	2,045,418	(44,102)	2,001,316	1,879,109	122,207
Multiple Disabilities:					
Salaries of Teachers	959,479	(53,943)	905,536	836,937	68,599
Other Salaries for Instruction	653,639	(35,707)	617,932	565,801	52,131
Purchased Professional-Educational Services	-	-	-	-	-
Purchased Technical Services	-	-	-	-	-
Other Purchased Services (400-500 series)	-	-	-	-	-
General Supplies	42,038	143	42,181	36,578	5,603
Textbooks	13,446	-	13,446	10,044	3,402
Other Objects	100	-	100	-	100
Total Multiple Disabilities	1,668,702	(89,507)	1,579,195	1,449,360	129,835

Continued

**PATERSON PUBLIC SCHOOLS
 BLENDED RESOURCE FUND 15
 SCHEDULE OF BLENDED EXPENDITURES-BUDGET AND ACTUAL
 FOR THE FISCAL YEAR ENDED JUNE 30, 2009**

<u>District-wide</u>	Original Budget	Budget Transfers	Final Budget	Actual	Variance Final to Actual
Resource Room/Resource Center:					
Salaries of Teachers	\$ 16,167,624	\$ (86,274)	\$ 16,081,350	\$ 15,232,019	\$ 849,331
Other Salaries for Instruction	1,326,925	(4,151)	1,322,774	1,166,311	156,463
Purchased Professional-Educational Services	3,000	-	3,000	-	3,000
Purchased Technical Services	-	-	-	-	-
Other Purchased Services (400-500 series)	5,284	-	5,284	57	5,227
General Supplies	168,054	(4,843)	163,211	103,165	60,046
Textbooks	90,577	-	90,577	68,017	22,560
Other Objects	-	-	-	-	-
Total Resource Room/Resource Center	17,761,464	(95,268)	17,666,196	16,569,569	1,096,627
Autism:					
Salaries of Teachers	593,133	92,761	685,894	657,295	28,599
Other Salaries for Instruction	715,951	6,666	722,617	686,547	36,070
Purchased Professional-Educational Services	9,350	(1,300)	8,050	7,500	550
Purchased Technical Services	-	-	-	-	-
Other Purchased Services (400-500 series)	-	-	-	-	-
General Supplies	14,000	-	14,000	13,532	468
Textbooks	2,000	-	2,000	1,043	957
Other Objects	-	-	-	-	-
Total Autism	1,334,434	98,127	1,432,561	1,365,917	66,644
Preschool Disabilities - Part-Time:					
Salaries of Teachers	-	-	-	-	-
Other Salaries for Instruction	-	-	-	-	-
Purchased Professional-Educational Services	-	-	-	-	-
Purchased Technical Services	-	-	-	-	-
Other Purchased Services (400-500 series)	-	-	-	-	-
General Supplies	-	-	-	-	-
Textbooks	-	-	-	-	-
Other Objects	-	-	-	-	-
Total Preschool Disabilities - Part-Time	-	-	-	-	-
Preschool Disabilities - Full-Time:					
Salaries of Teachers	-	-	-	-	-
Other Salaries for Instruction	-	-	-	-	-
Purchased Professional-Educational Services	-	-	-	-	-
Purchased Technical Services	-	-	-	-	-
Other Purchased Services (400-500 series)	-	-	-	-	-
General Supplies	-	-	-	-	-
Textbooks	-	-	-	-	-
Other Objects	-	-	-	-	-
Total Preschool Disabilities - Full-Time:	-	-	-	-	-
Home Instruction:					
Salaries of Teachers	-	-	-	-	-
Other Salaries for Instruction	-	-	-	-	-
Purchased Professional-Educational Services	-	-	-	-	-
Purchased Technical Services	-	-	-	-	-
Other Purchased Services (400-500 series)	-	-	-	-	-
General Supplies	-	-	-	-	-
Textbooks	-	-	-	-	-
Other Objects	-	-	-	-	-
Total Home Instruction	-	-	-	-	-

Continued

**PATERSON PUBLIC SCHOOLS
BLENDED RESOURCE FUND 15
SCHEDULE OF BLENDED EXPENDITURES-BUDGET AND ACTUAL
FOR THE FISCAL YEAR ENDED JUNE 30, 2009**

<u>District-wide</u>	Original Budget	Budget Transfers	Final Budget	Actual	Variance Final to Actual
Cognitive - Severe:					
Salaries of Teachers	-	-	-	-	-
Other Salaries for Instruction	-	-	-	-	-
Purchased Professional-Educational Services	-	-	-	-	-
Purchased Technical Services	-	-	-	-	-
Other Purchased Services (400-500 series)	-	-	-	-	-
General Supplies	-	-	-	-	-
Textbooks	-	-	-	-	-
Other Objects	-	-	-	-	-
Total Cognitive - Severe	-	-	-	-	-
TOTAL SPECIAL EDUCATION - INSTRUCTION	\$ 30,645,316	\$ (209,957)	\$ 30,435,359	\$ 28,265,635	\$ 2,169,724
Basic Skills/Remedial - Instruction					
Salaries of Teachers	-	-	-	-	-
Other Salaries for Instruction	-	-	-	-	-
Purchased Professional-Educational Services	-	-	-	-	-
Purchased Technical Services	-	-	-	-	-
Other Purchased Services (400-500 series)	-	-	-	-	-
General Supplies	-	-	-	-	-
Textbooks	-	-	-	-	-
Other Objects	-	-	-	-	-
Total Basic Skills/Remedial - Instruction	-	-	-	-	-
Bilingual Education - Instruction					
Salaries of Teachers	14,486,920	(168,719)	14,318,201	13,766,491	551,710
Other Salaries for Instruction	2,115,176	61,585	2,176,761	2,034,252	142,509
Purchased Professional-Educational Services	-	-	-	-	-
Purchased Technical Services	-	-	-	-	-
Other Purchased Services (400-500 series)	800	-	800	270	530
General Supplies	331,317	1,312	332,629	280,824	51,805
Textbooks	99,048	-	99,048	68,566	30,482
Other Objects	-	-	-	-	-
Total Bilingual Education - Instruction	17,033,261	(105,822)	16,927,439	16,150,403	777,036
Vocational Programs - Local - Instruction					
Salaries of Teachers	-	-	-	-	-
Other Salaries for Instruction	-	-	-	-	-
Purchased Professional-Educational Services	-	-	-	-	-
Purchased Technical Services	-	-	-	-	-
Other Purchased Services (400-500 series)	-	-	-	-	-
General Supplies	-	-	-	-	-
Textbooks	-	-	-	-	-
Other Objects	-	-	-	-	-
Total Vocational Programs - Local - Instruction	-	-	-	-	-
School-Spon. Cocurricular Actvts. - Inst.					
Salaries	122,134	-	122,134	103,544	18,590
Purchased Services (300-500 series)	18,000	-	18,000	1,345	16,655
Supplies and Materials	57,500	-	57,500	11,380	46,120
Other Objects	-	-	-	-	-
Transfers to Cover Deficit (Agency Funds)	-	-	-	-	-
Total School-Spon. Cocurricular Actvts. - Inst.	197,634	-	197,634	116,269	81,365

Continued

**PATERSON PUBLIC SCHOOLS
BLENDED RESOURCE FUND 15
SCHEDULE OF BLENDED EXPENDITURES-BUDGET AND ACTUAL
FOR THE FISCAL YEAR ENDED JUNE 30, 2009**

<u>District-wide</u>	<u>Original Budget</u>	<u>Budget Transfers</u>	<u>Final Budget</u>	<u>Actual</u>	<u>Variance Final to Actual</u>
School-Spon. Cocurricular Athletics - Inst.					
Salaries	\$ 1,130,318	\$ 3,605	\$ 1,133,923	\$ 1,115,890	\$ 18,033
Purchased Services (300-500 series)	115,000	71,400	186,400	128,069	58,331
Supplies and Materials	215,000	(8,400)	206,600	171,492	35,108
Other Objects	136,000	(71,188)	64,812	64,275	537
Transfers to Cover Deficit (Agency Funds)	-	-	-	-	-
Total School-Spon. Cocurricular Athletics - Inst.	1,596,318	(4,583)	1,591,735	1,479,726	112,009
Other Instructional Programs - Instruction	-	-	-	-	-
Salaries	-	-	-	-	-
Purchased Services (300-500 series)	-	-	-	-	-
Supplies and Materials	-	-	-	-	-
Other Objects	-	-	-	-	-
Transfers to Cover Deficit (Agency Funds)	-	-	-	-	-
Total Other Instructional Programs - Instruction	-	-	-	-	-
Community Services Programs/Operations	-	-	-	-	-
Salaries	-	-	-	-	-
Purchased Services (300-500 series)	-	-	-	-	-
Supplies and Materials	-	-	-	-	-
Other Objects	-	-	-	-	-
Transfers to Cover Deficit (Agency Funds)	-	-	-	-	-
Total Community Services/Operations	-	-	-	-	-
Total Instruction	166,947,249	(3,323,342)	163,623,907	159,042,190	4,581,717
Undistributed Expenditures - Instruction:					
Tuition to Other LEAs Within the State - Regular	-	-	-	-	-
Tuition to Other LEAs Within the State - Special	-	-	-	-	-
Tuition to County Voc. School Dist. - Regular	-	-	-	-	-
Tuition to County Voc. School Dist. - Special	-	-	-	-	-
Tuition to CSSD & Regional Day Schools	-	-	-	-	-
Tuition to Private Schools for the Disabled - Within State	-	-	-	-	-
Tuition to Private Schools for the Disabled & Oth LEAS - Spl, O/S	-	-	-	-	-
Tuition - State Facilities	-	-	-	-	-
Tuition - Other	-	-	-	-	-
Total Undistributed Expenditures - Instruction:	-	-	-	-	-
Undistributed Expend. - Attend. & Social Work					
Salaries	2,801,984	(50,627)	2,808,134	2,470,331	337,803
Purchased Professional and Technical Services	-	-	-	-	-
Other Purchased Services (400-500 series)	400	10,350	10,750	3,666	7,084
Supplies and Materials	28,941	(7,800)	21,141	6,296	14,845
Other Objects	500	-	500	-	500
Total Undistributed Expend. - Attend. & Social Work	2,831,825	8,700	2,840,525	2,480,293	360,232
Undistributed Expenditures - Health Services					
Salaries	4,142,817	(20,805)	4,006,756	3,808,887	197,869
Purchased Professional and Technical Services	-	-	-	-	-
Other Purchased Services (400-500 series)	-	-	-	-	-
Supplies and Materials	25,256	476	25,732	14,442	11,290
Other Objects	-	-	-	-	-
Total Undistributed Expenditures - Health Services	4,168,073	(135,585)	4,032,488	3,823,329	209,159
Undist. Expend. - Other Supp. Serv. Students - Related Serv.					
Salaries	-	-	-	-	-
Purchased Professional - Educational Services	-	-	-	-	-
Supplies and Materials	-	-	-	-	-
Other Objects	-	-	-	-	-
Total Undist. Expend. - Other Supp. Serv. Students - Related Serv.	-	-	-	-	-

Continued

**PATERSON PUBLIC SCHOOLS
 BLENDED RESOURCE FUND 15
 SCHEDULE OF BLENDED EXPENDITURES-BUDGET AND ACTUAL
 FOR THE FISCAL YEAR ENDED JUNE 30, 2009**

<u>District-wide</u>	<u>Original Budget</u>	<u>Budget Transfers</u>	<u>Final Budget</u>	<u>Actual</u>	<u>Variance Final to Actual</u>
Undist. Expend. - Other Supp. Serv. Students - Extra Serv.					
Salaries	-	-	-	-	-
Purchased Professional - Educational Services	-	-	-	-	-
Supplies and Materials	-	-	-	-	-
Other Objects	-	-	-	-	-
Total Undist. Expend. - Other Supp. Serv. Students - Extra Serv.	-	-	-	-	-
Undist. Expend. - Other Supp. Serv. Students-Reg.					
Salaries	\$ 7,085,285	\$ (399,526)	\$ 6,781,820	\$ 6,670,927	\$ 110,893
Salaries of Secretarial and Clerical Assistants	353,193	(30,993)	322,200	305,969	16,231
Other Salaries	-	-	-	-	-
Purchased Professional - Educational Services	5,500	-	5,500	-	5,500
Other Purchased Prof. and Tech. Services	300	-	300	-	300
Other Purchased Services (400-500 series)	75	-	75	-	75
Supplies and Materials	77,735	(2,333)	75,402	40,781	34,621
Other Objects	16,988	672	17,660	-	17,660
Total Undist. Expend. - Other Supp. Serv. Students-Reg.	7,539,076	(336,119)	7,202,957	7,017,677	185,280
Undist. Expend. - Other Supp. Serv. Students -Spl.					
Salaries of Other Professional Staff	-	-	-	-	-
Salaries of Secretarial and Clerical Assistants	-	-	-	-	-
Other Salaries	-	-	-	-	-
Purchased Professional - Educational Services	-	-	-	-	-
Other Purchased Prof. and Tech. Services	-	-	-	-	-
Residential Costs	-	-	-	-	-
Mis. Pur. Serv.(400-500 series O/than Residential)	-	-	-	-	-
Supplies and Materials	-	-	-	-	-
Other Objects	-	-	-	-	-
Total Undist. Expend. - Other Supp. Serv. Students -Spl.	-	-	-	-	-
Undist. Expend. - Improvement of Inst. Serv.					
Salaries of Supervisor of Instruction	-	-	-	-	-
Salaries of Other Professional Staff	3,030,269	(24,719)	3,005,550	2,863,373	142,177
Salaries of Secr and Clerical Assis.	-	-	-	-	-
Other Salaries	183,135	-	183,135	183,135	-
Purchased Prof- Educational Services	7,000	250	7,250	-	7,250
Other Purch Prof. and Tech. Services	1,700	(300)	1,400	-	1,400
Other Purch Services (400-500)	300	-	300	-	300
Supplies and Materials	75,050	148	75,198	51,936	23,262
Other Objects	643	-	643	-	643
Total Undist. Expend. - Improvement of Inst. Serv.	3,298,097	(24,621)	3,273,476	3,098,444	175,032
Undist. Expend. - Edu. Media Serv./Sch. Library					
Salaries	6,205,492	(173,999)	6,031,493	5,822,558	208,935
Purchased Professional and Technical Services	30,600	(8,974)	21,626	9,865	11,761
Other Purchased Services (400-500 series)	54,590	2,699	57,289	33,055	24,234
Supplies and Materials	653,416	(16,481)	636,935	460,546	176,389
Other Objects	800	-	800	490	310
Total Undist. Expend. - Edu. Media Serv./Sch. Library	6,944,898	(196,755)	6,748,143	6,326,514	421,629

Continued

**PATERSON PUBLIC SCHOOLS
 BLENDED RESOURCE FUND 15
 SCHEDULE OF BLENDED EXPENDITURES-BUDGET AND ACTUAL
 FOR THE FISCAL YEAR ENDED JUNE 30, 2009**

<u>District-wide</u>	Original Budget	Budget Transfers	Final Budget	Actual	Variance Final to Actual
Undist. Expend. - Instructional Staff Training Serv.					
Salaries of Supervisors of Instruction	-	-	-	-	-
Salaries of Other Professional Staff	-	-	-	-	-
Salaries of Secretarial and Clerical Assist	-	-	-	-	-
Other Salaries	-	-	-	-	-
Purchased Professional - Educational Service	\$ 28,950	\$ (800)	\$ 28,150	\$ 948	\$ 27,202
Other Purchased Prof. and Tech. Services	-	-	-	-	-
Other Purchased Services (400-500 series)	7,100	9,156	16,256	348	15,908
Supplies and Materials	15,934	341	16,275	1,224	15,051
Other Objects	-	-	-	-	-
Total Undist. Expend. - Instructional Staff Training Serv.	51,984	8,697	60,681	2,520	58,161
Undist. Expend. - Supp. Serv. - General Admin.					
Salaries	-	-	-	-	-
Legal Services	-	-	-	-	-
Other Purchased Professional Services	-	-	-	-	-
Purchased Technical Services	-	-	-	-	-
Communications/Telephone	-	-	-	-	-
Other Purchased Services (400-500 series)	-	-	-	-	-
Supplies and Materials	-	-	-	-	-
Judgements Against The School District	-	-	-	-	-
Miscellaneous Expenditures	-	-	-	-	-
Total Undist. Expend. - Supp. Serv. - General Admin.	-	-	-	-	-
Undist. Expend. - Support Serv. - School Admin.					
Salaries of Principals/Assistant Principals	10,774,074	(205,684)	10,570,122	10,495,618	74,503
Salaries of Other Professional Staff	-	-	-	-	-
Salaries of Secretarial and Clerical Assistants	3,530,364	(33,575)	3,498,513	3,275,559	222,954
Other Salaries	-	-	-	-	-
Purchased Professional and Technical Services	5,650	-	5,650	684	4,966
Other Purchased Services (400-500 series)	20,650	13,740	35,231	3,048	32,183
Supplies and Materials	335,063	5,710	345,841	229,796	116,045
Other Objects	82,300	(14,927)	69,073	21,614	47,459
Total Undist. Expend. - Support Serv. - School Admin.	14,748,101	(223,671)	14,524,430	14,026,319	498,111
Undist. Expend. -Allowable Maintenance for School Facilities					
Salaries	-	-	-	-	-
Cleaning, Repair, and Maintenance Services	-	-	-	-	-
General Supplies	-	-	-	-	-
Other Objects	-	-	-	-	-
Total Undist. Expend. -Allowable Maintenance for School Facilities	-	-	-	-	-
Undist. Expend. - Oth. Oper. & Maint. of Plant					
Salaries	1,528,089	(20,900)	1,507,189	1,396,225	110,964
Purchased Professional and Technical Services	-	-	-	-	-
Cleaning, Repair and Maintenance Services	-	-	-	-	-
Rental of Land & Building Other than Lease Purchases	-	-	-	-	-
Other Purchased Property Services	-	-	-	-	-
Insurance	-	-	-	-	-
Miscellaneous Purchased Services	-	-	-	-	-
General Supplies	78,344	10,824	89,168	67,503	21,665
Energy (Energy and Electricity)	-	-	-	-	-
Other Objects	-	-	-	-	-
Total Undist. Expend. - Other Oper. & Maint. Of Plant	1,606,433	(10,076)	1,596,357	1,463,728	132,629
Total Undist. Expend. - Oper. & Maint. Of Plant	1,606,433	(10,076)	1,596,357	1,463,728	132,629

Continued

**PATERSON PUBLIC SCHOOLS
BLENDED RESOURCE FUND 15
SCHEDULE OF BLENDED EXPENDITURES-BUDGET AND ACTUAL
FOR THE FISCAL YEAR ENDED JUNE 30, 2009**

<u>District-wide</u>	Original Budget	Budget Transfers	Final Budget	Actual	Variance Final to Actual
Undist. Expend. - Student Transportation Serv.					
Sal. For Pup.Trans. (Bet. Home and School) - Regular	-	-	-	-	-
Sal. For Pup.Trans. (Bet. Home and School) - Special	-	-	-	-	-
Sal. For Pup. Trans. (Other than Bet. Home and School)	-	-	-	-	-
Management Fees - ESC & CTSA Transportation Programs	-	-	-	-	-
Other Purchased Professional and Technical Services	-	-	-	-	-
Cleaning, Repair and Maintenance Services	-	-	-	-	-
Rental Payments - School Buses	-	-	-	-	-
Lease Purchase Payments - School Buses	-	-	-	-	-
Contract Services - (Between Home and School) - Vendors	-	-	-	-	-
Contr Serv (Oth. than Bet Home & Sch)-Vend	\$ 270,580	\$ 103,111	\$ 377,066	\$ 268,648	\$ 108,418
Contract Services - (Between Home and Sch) - Joint Agrmts	-	-	-	-	-
Contr Serv (Spl. Ed. Students) - Vendors	-	-	-	-	-
Contr Serv (Spl. Ed. Students) - Joint Agrmt	-	-	-	-	-
Contr Serv (Regular Students) - ESCs & CTSA	-	-	-	-	-
Contr Serv (Spl. Ed. Students) - ESCs & CTSA	-	-	-	-	-
Contr Serv. - Aid in Lieu Payments	-	-	-	-	-
Misc. Purchased Serv. - Transportation	-	-	-	-	-
Supplies and Materials	-	-	-	-	-
Miscellaneous Expenditures	-	-	-	-	-
Total Undist. Expend. - Student Transportation Serv.	270,580	106,486	377,066	268,648	108,418
Undist. Expend. - Business and Other Support Serv.					
Increase in Sale/Lease-back Reserve	-	-	-	-	-
Salaries	-	-	-	-	-
Purchased Professional Services	-	-	-	-	-
Purchased Technical Services	-	-	-	-	-
Other Purchased Services (400-500 series Oth Residential Costs)	-	-	-	-	-
Sale/Lease-back Payments	-	-	-	-	-
Supplies and Materials	-	-	-	-	-
Interest on Current Loan	-	-	-	-	-
Interest on Lease Purchase Agreements	-	-	-	-	-
Miscellaneous Expenditures	-	-	-	-	-
Total Undist. Expend. - Business and Other Support Serv.	-	-	-	-	-
UNALLOCATED BENEFITS					
Group Insurance	-	-	-	-	-
Social Security Contributions	3,170,099	1	3,170,100	2,376,877	793,223
T.P.A.F. Contributions - ERIP	-	-	-	-	-
Other Retirement Contributions - Regular	-	-	-	-	-
Other Retirement Contributions - ERIP	-	-	-	-	-
Unemployment Compensation	-	-	-	-	-
Workmen's Compensation	-	-	-	-	-
Health Benefits	37,999,318	(524,822)	37,474,496	34,647,118	2,827,378
Tuition Reimbursement	-	-	-	-	-
Other Employee Benefits	-	7,700	7,700	6,112	1,588
TOTAL UNALLOCATED BENEFITS	41,169,417	(517,121)	40,652,296	37,030,107	3,622,189
On-behalf TPAF pension Contributions (non-budgeted)	-	-	-	-	-
Reimbursed TPAF Social Security Contributions (non-budgeted)	-	-	-	-	-
TOTAL ON-BEHALF CONTRIBUTIONS	-	-	-	-	-
TOTAL PERSONAL SERVICES - EMPLOYEE BENEFITS	41,169,417	(517,121)	40,652,296	37,030,107	3,622,189
Undistributed Expenditures - Food Services					
Transfers to Cover Deficit (Enterprise Fund)	-	-	-	-	-
TOTAL UNDISTRIBUTED EXPENDITURES	82,628,484	(1,320,065)	81,308,419	75,537,579	5,770,840
TOTAL GENERAL CURRENT EXPENSE	249,575,733	(4,643,407)	244,932,326	234,579,769	10,352,557

Continued

**PATERSON PUBLIC SCHOOLS
 BLENDED RESOURCE FUND 15
 SCHEDULE OF BLENDED EXPENDITURES-BUDGET AND ACTUAL
 FOR THE FISCAL YEAR ENDED JUNE 30, 2009**

<u>District-wide</u>	<u>Original Budget</u>	<u>Budget Transfers</u>	<u>Final Budget</u>	<u>Actual</u>	<u>Variance Final to Actual</u>
CAPITAL OUTLAY					
Equipment					
Regular Program - Instruction:					
Preschool/Kindergarten	-	-	-	-	-
Grades 1-5	\$ 6,900	-	\$ 6,900	-	\$ 6,900
Grades 6-8	-	-	-	-	-
Grades 9-12	5,000	\$ 10,850	15,850	\$ 7,860	7,990
Home Instruction	-	-	-	-	-
Special Education - Instruction:					
Cognitive - Mild	-	-	-	-	-
Cognitive - Moderate	-	-	-	-	-
Learning and/or Language Disabilities	-	-	-	-	-
Visual Impairments	-	-	-	-	-
Auditory Impairments	-	-	-	-	-
Behavioral Disabilities	-	-	-	-	-
Multiple Disabilities	-	-	-	-	-
Resource Room/Resource Center	-	-	-	-	-
Autism	-	-	-	-	-
Preschool Disabilities - Part-Time	-	-	-	-	-
Preschool Disabilities - Full-Time	-	-	-	-	-
Home Instruction	-	-	-	-	-
Cognitive - Severe	-	-	-	-	-
Basic Skills/Remedial - Instruction	-	-	-	-	-
Bilingual Education - Instruction	-	-	-	-	-
Vocational Programs - Local - Instruction	-	-	-	-	-
School-Sponsored and Other Instructional Program	-	-	-	-	-
Undistributed Expenditures - Instruction	-	-	-	-	-
Undist.Expend.-Support Serv.-Students - Reg.	-	-	-	-	-
Undist.Expend.-Support Serv. - Related & Extraordinary	-	-	-	-	-
Undist.Expend.-Support Serv.-Students - Special	-	-	-	-	-
Undist.Expend.-Support Serv. - Inst. Staff	-	-	-	-	-
Undistributed Expenditures - General Admin.	-	-	-	-	-
Undistributed Expenditures - School Admin.	6,513	-	6,513	5,262	1,251
Undistributed Expenditures - Operation of Plant Services	21,980	-	21,980	4,848	17,132
Undistributed Expenditures - Student Trans. - Non Inst. Equip	-	-	-	-	-
School Buses - Regular	-	-	-	-	-
School Buses - Special	-	-	-	-	-
Undistributed Expenditures - Business/Other Support Serv.	-	-	-	-	-
Undistributed Expenditures - Non Inst. Serv.	-	-	-	-	-
Special Schools (All Programs)	-	-	-	-	-
Total Equipment	40,393	10,850	51,243	17,970	33,273
Facilities Acquisition and Construction Services					
Salaries	-	-	-	-	-
Legal Services	-	-	-	-	-
Other Purchased Prof. and Tech. Services	-	-	-	-	-
Construction Services	-	-	-	-	-
General Supplies	-	-	-	-	-
Land and Improvements	-	-	-	-	-
Lease Purchase Agreements - Principal	-	-	-	-	-
Buildings Other than Lease Purchase Agreement	-	-	-	-	-
Other Objects	-	-	-	-	-
Facilities Grant - Transfer to Special Revenue	-	-	-	-	-
Total Facilities Acquisition and Construction Services	-	-	-	-	-

Continued

**PATERSON PUBLIC SCHOOLS
 BLENDED RESOURCE FUND 15
 SCHEDULE OF BLENDED EXPENDITURES-BUDGET AND ACTUAL
 FOR THE FISCAL YEAR ENDED JUNE 30, 2009**

<u>District-wide</u>	Original Budget	Budget Transfers	Final Budget	Actual	Variance Final to Actual
Capital Reserve - Transfer to Capital Projects	-	-	-	-	-
Capital Reserve - Transfer to Debt Service	-	-	-	-	-
Assets Acquired Under Capital Leases (non-budgeted)	-	-	-	-	-
Undistributed Expenditures:	-	-	-	-	-
General Administration	-	-	-	-	-
School Administration	-	-	-	-	-
Assets Acquired Under Capital Leases (non-budgeted)	-	-	-	-	-
TOTAL CAPITAL OUTLAY	\$ 40,393	\$ 10,850	\$ 51,243	\$ 17,970	\$ 33,273
SPECIAL SCHOOLS					
Summer School - Instruction					
Salaries of Teachers	-	-	-	-	-
Other Salaries for Instruction	-	-	-	-	-
Purchased Professional and Technical Services	-	-	-	-	-
Other Purchased Services (400-500 series)	-	-	-	-	-
General Supplies	-	-	-	-	-
Textbooks	-	-	-	-	-
Other Objects	-	-	-	-	-
Total Summer School - Instruction	-	-	-	-	-
Summer School - Support Services					
Salaries	-	-	-	-	-
Personal Services - Employee Benefits	-	-	-	-	-
Purchased Professional and Technical Services	-	-	-	-	-
Other Purchased Services (400-500 series)	-	-	-	-	-
Supplies and Materials	-	-	-	-	-
Other Objects	-	-	-	-	-
Total Summer School - Support Services	-	-	-	-	-
Total Summer School					
Other Special Schools - Instruction					
Salaries of Teachers	-	-	-	-	-
Other Salaries for Instruction	-	-	-	-	-
Purchased Professional and Technical Services	-	-	-	-	-
Other Purchased Services (400-500 series)	-	-	-	-	-
General Supplies	-	-	-	-	-
Textbooks	-	-	-	-	-
Other Objects	-	-	-	-	-
Total Other Special Schools - Instruction	-	-	-	-	-
Other Special Schools - Support Services					
Salaries	-	-	-	-	-
Personal Services - Employee Benefits	-	-	-	-	-
Purchased Professional and Technical Services	-	-	-	-	-
Other Purchased Services (400-500 series)	-	-	-	-	-
Supplies and Materials	-	-	-	-	-
Other Objects	-	-	-	-	-
Total Other Special Schools - Support Services	-	-	-	-	-
Total Other Special Schools					
Accred. Even./Adult H.S./Post-Grad.-Inst.					
Salaries of Teachers	-	-	-	-	-
Other Salaries for Instruction	-	-	-	-	-
Purchased Professional and Technical Services	-	-	-	-	-
Other Purchased Services (400-500 series)	-	-	-	-	-
General Supplies	-	-	-	-	-
Textbooks	-	-	-	-	-
Other Objects	-	-	-	-	-
Total Accred. Even./Adult H.S./Post-Grad.-Inst.	-	-	-	-	-

**PATERSON PUBLIC SCHOOLS
 BLENDED RESOURCE FUND 15
 SCHEDULE OF BLENDED EXPENDITURES-BUDGET AND ACTUAL
 FOR THE FISCAL YEAR ENDED JUNE 30, 2009**

<u>District-wide</u>	<u>Original Budget</u>	<u>Budget Transfers</u>	<u>Final Budget</u>	<u>Actual</u>	<u>Variance Final to Actual</u>
Accred. Even./Adult H.S./Post-Grad.-Supp. Service					
Salaries	-	-	-	-	-
Personal Services - Employee Benefits	-	-	-	-	-
Purchased Professional and Technical Services	-	-	-	-	-
Other Purchased Services (400-500 series)	-	-	-	-	-
Supplies and Materials	-	-	-	-	-
Other Objects	-	-	-	-	-
Total Accred. Even./Adult H.S./Post-Grad.-Supp. Service	-	-	-	-	-
Total Accred. Even./Adult H.S./Post-Grad.	-	-	-	-	-
Adult Education-Local-Instruction					
Salaries of Teachers	-	-	-	-	-
Other Salaries for Instruction	-	-	-	-	-
Purchased Professional and Technical Services	-	-	-	-	-
Other Purchased Services (400-500 series)	-	-	-	-	-
General Supplies	-	-	-	-	-
Textbooks	-	-	-	-	-
Other Objects	-	-	-	-	-
Total Adult Education-Local-Instruction	-	-	-	-	-
Adult Education-Local -Support Serv.					
Salaries	-	-	-	-	-
Personal Services - Employee Benefits	-	-	-	-	-
Purchased Professional and Technical Services	-	-	-	-	-
Other Purchased Services (400-500 series)	-	-	-	-	-
Supplies and Materials	-	-	-	-	-
Other Objects	-	-	-	-	-
Total Adult Education-Local -Support Serv.	-	-	-	-	-
Total Adult Education-Local	-	-	-	-	-
Vocational Evening-Local-Instruction					
Salaries of Teachers	-	-	-	-	-
Other Salaries for Instruction	-	-	-	-	-
Purchased Professional and Technical Services	-	-	-	-	-
Other Purchased Services (400-500 series)	-	-	-	-	-
General Supplies	-	-	-	-	-
Textbooks	-	-	-	-	-
Other Objects	-	-	-	-	-
Total Vocational Evening-Local-Instruction	-	-	-	-	-
Vocational Evening-Local-Support Serv.					
Salaries	-	-	-	-	-
Personal Services - Employee Benefits	-	-	-	-	-
Purchased Professional and Technical Services	-	-	-	-	-
Other Purchased Services (400-500 series)	-	-	-	-	-
Supplies and Materials	-	-	-	-	-
Other Objects	-	-	-	-	-
Total Vocational Evening-Local-Support Serv.	-	-	-	-	-
Total Vocational Evening-Local	-	-	-	-	-
Even.-Sch.-Foreign-Born-Local-Inst.					
Salaries of Teachers	-	-	-	-	-
Other Salaries for Instruction	-	-	-	-	-
Purchased Professional and Technical Services	-	-	-	-	-
Other Purchased Services (400-500 series)	-	-	-	-	-
General Supplies	-	-	-	-	-
Textbooks	-	-	-	-	-
Other Objects	-	-	-	-	-
Total Even.-Sch.-Foreign-Born-Local-Inst.	-	-	-	-	-
Even.-Sch.-Foreign-Born-Local-Sup. Serv.					

Continued

**PATERSON PUBLIC SCHOOLS
 BLENDED RESOURCE FUND 15
 SCHEDULE OF BLENDED EXPENDITURES-BUDGET AND ACTUAL
 FOR THE FISCAL YEAR ENDED JUNE 30, 2009**

<u>District-wide</u>	Original Budget	Budget Transfers	Final Budget	Actual	Variance Final to Actual
Salaries	-	-	-	-	-
Personal Services - Employee Benefits	-	-	-	-	-
Purchased Professional and Technical Services	-	-	-	-	-
Other Purchased Services (400-500 series)	-	-	-	-	-
Supplies and Materials	-	-	-	-	-
Other Objects	-	-	-	-	-
Total Even.-Sch.-Foreign-Born-Local-Sup. Serv.	-	-	-	-	-
Total Even.-Sch.-Foreign-Born-Local	-	-	-	-	-
TOTAL SPECIAL SCHOOLS	-	-	-	-	-
Transfer of Funds to Charter Schools	-	-	-	-	-
 District-wide School Based Expenditures	 \$ 249,616,126	 \$ (4,632,557)	 \$ 244,983,569	 \$ 234,597,739	 \$ 10,385,830
 Other Financing Sources:					
Operating Transfer In	249,616,126	(4,632,557)	244,983,569	234,597,739	10,385,830
Operating Transfer Out:	-	-	-	-	-
Transfer to Food Service Fund - Board Contribution	-	-	-	-	-
Capital Leases (non-budgeted)	-	-	-	-	-
Total Other Financing Sources	249,616,126	(4,632,557)	244,983,569	234,597,739	10,385,830
 Excess (Deficiency) of Other Financing Sources Over (Under) Expenditures and Other Financing (Uses)	 -	 -	 -	 0	 0
 Fund Balance, July 1	 -	 -	 -	 -	 -
 Fund Balance, June 30	 \$ -	 \$ -	 \$ -	 \$ 0	 \$ 0

Continued

**PATERSON PUBLIC SCHOOLS
 BLENDED RESOURCE FUND 15
 SCHEDULE OF BLENDED EXPENDITURES-BUDGET AND ACTUAL
 FOR THE FISCAL YEAR ENDED JUNE 30, 2009**

<u>School: No. 1</u>	<u>Original Budget</u>	<u>Budget Transfers</u>	<u>Final Budget</u>	<u>Actual</u>	<u>Variance Final to Actual</u>
REGULAR PROGRAMS - INSTRUCTION					
Regular Programs - Instruction					
Kindergarten - Salaries of Teachers	\$ 154,919	-	\$ 154,919	\$ 154,419	\$ 500
Grades 1-5 - Salaries of Teachers	898,020	\$ (47,777)	850,243	845,112	5,131
Grades 6-8 - Salaries of Teachers		-			-
Grades 9-12 - Salaries of Teachers		-			-
Regular Programs - Home Instruction:					
Salaries of Teachers		-			-
Other Salaries for Instruction		-			-
Purchased Professional-Educational Services		-			-
Purchased Technical Services		-			-
Other Purchased Services (400-500 series)		-			-
General Supplies		-			-
Textbooks		-			-
Other Objects		-			-
Regular Programs - Undistributed Instruction					
Other Salaries for Instruction	90,627	(12,696)	77,931	77,931	-
Purchased Professional-Educational Services		-			-
Purchased Technical Services		-			-
Other Purchased Services (400-500 series)	3,500	-	3,500		3,500
General Supplies	27,442	3,800	31,242	30,313	929
Textbooks		-			-
Other Objects		-			-
TOTAL REGULAR PROGRAMS - INSTRUCTION	<u>1,174,508</u>	<u>(56,673)</u>	<u>1,117,835</u>	<u>1,107,775</u>	<u>10,060</u>
SPECIAL EDUCATION - INSTRUCTION					
Cognitive - Mild:					
Salaries of Teachers	-	-	-	-	-
Other Salaries for Instruction	-	-	-	-	-
Purchased Professional-Educational Services	-	-	-	-	-
Purchased Technical Services	-	-	-	-	-
Other Purchased Services (400-500 series)	-	-	-	-	-
General Supplies	-	-	-	-	-
Textbooks	-	-	-	-	-
Other Objects	-	-	-	-	-
Total Cognitive - Mild	<u>-</u>	<u>-</u>	<u>-</u>	<u>-</u>	<u>-</u>
Cognitive - Moderate:					
Salaries of Teachers	-	-	-	-	-
Other Salaries for Instruction	-	-	-	-	-
Purchased Professional-Educational Services	-	-	-	-	-
Purchased Technical Services	-	-	-	-	-
Other Purchased Services (400-500 series)	-	-	-	-	-
General Supplies	-	-	-	-	-
Textbooks	-	-	-	-	-
Other Objects	-	-	-	-	-

**PATERSON PUBLIC SCHOOLS
 BLENDED RESOURCE FUND 15
 SCHEDULE OF BLENDED EXPENDITURES-BUDGET AND ACTUAL
 FOR THE FISCAL YEAR ENDED JUNE 30, 2009**

<u>School: No. 1</u>	Original Budget	Budget Transfers	Final Budget	Actual	Variance Final to Actual
Total Cognitive - Moderate	-	-	-	-	-
Learning and/or Language Disabilities:					
Salaries of Teachers	-	-	-	-	-
Other Salaries for Instruction	-	-	-	-	-
Purchased Professional-Educational Services	-	-	-	-	-
Purchased Technical Services	-	-	-	-	-
Other Purchased Services (400-500 series)	-	-	-	-	-
General Supplies	-	-	-	-	-
Textbooks	-	-	-	-	-
Other Objects	-	-	-	-	-
Total Learning and/or Language Disabilities	-	-	-	-	-
Visual Impairments:					
Salaries of Teachers	-	-	-	-	-
Other Salaries for Instruction	-	-	-	-	-
Purchased Professional-Educational Services	-	-	-	-	-
Purchased Technical Services	-	-	-	-	-
Other Purchased Services (400-500 series)	-	-	-	-	-
General Supplies	-	-	-	-	-
Textbooks	-	-	-	-	-
Other Objects	-	-	-	-	-
Total Visual Impairments	-	-	-	-	-
Auditory Impairments:					
Salaries of Teachers	-	-	-	-	-
Other Salaries for Instruction	-	-	-	-	-
Purchased Professional-Educational Services	-	-	-	-	-
Purchased Technical Services	-	-	-	-	-
Other Purchased Services (400-500 series)	-	-	-	-	-
General Supplies	-	-	-	-	-
Textbooks	-	-	-	-	-
Other Objects	-	-	-	-	-
Total Auditory Impairments	-	-	-	-	-
Behavioral Disabilities:					
Salaries of Teachers	-	-	-	-	-
Other Salaries for Instruction	-	-	-	-	-
Purchased Professional-Educational Services	-	-	-	-	-
Purchased Technical Services	-	-	-	-	-
Other Purchased Services (400-500 series)	-	-	-	-	-
General Supplies	-	-	-	-	-
Textbooks	-	-	-	-	-
Other Objects	-	-	-	-	-
Total Behavioral Disabilities	-	-	-	-	-
Multiple Disabilities:					
Salaries of Teachers	-	-	-	-	-
Other Salaries for Instruction	-	-	-	-	-
Purchased Professional-Educational Services	-	-	-	-	-
Purchased Technical Services	-	-	-	-	-
Other Purchased Services (400-500 series)	-	-	-	-	-
General Supplies	-	-	-	-	-
Textbooks	-	-	-	-	-
Other Objects	-	-	-	-	-
Total Multiple Disabilities	-	-	-	-	-

Continued

**PATERSON PUBLIC SCHOOLS
 BLENDED RESOURCE FUND 15
 SCHEDULE OF BLENDED EXPENDITURES-BUDGET AND ACTUAL
 FOR THE FISCAL YEAR ENDED JUNE 30, 2009**

<u>School: No. 1</u>	<u>Original Budget</u>	<u>Budget Transfers</u>	<u>Final Budget</u>	<u>Actual</u>	<u>Variance Final to Actual</u>
Resource Room/Resource Center:					
Salaries of Teachers	\$ 313,421	\$ (60,031)	\$ 253,390	\$ 242,835	\$ 10,555
Other Salaries for Instruction	30,805	-	30,805	29,938	867
Purchased Professional-Educational Services		-			-
Purchased Technical Services		-			-
Other Purchased Services (400-500 series)		-			-
General Supplies	4,403	-	4,403	4,343	60
Textbooks		-			-
Other Objects	-	-	-	-	-
Total Resource Room/Resource Center	348,629	(60,031)	288,598	277,116	11,482
Autism:					
Salaries of Teachers	-	-	-	-	-
Other Salaries for Instruction	-	-	-	-	-
Purchased Professional-Educational Services	-	-	-	-	-
Purchased Technical Services	-	-	-	-	-
Other Purchased Services (400-500 series)	-	-	-	-	-
General Supplies	-	-	-	-	-
Textbooks	-	-	-	-	-
Other Objects	-	-	-	-	-
Total Autism	-	-	-	-	-
Preschool Disabilities - Part-Time:					
Salaries of Teachers	-	-	-	-	-
Other Salaries for Instruction	-	-	-	-	-
Purchased Professional-Educational Services	-	-	-	-	-
Purchased Technical Services	-	-	-	-	-
Other Purchased Services (400-500 series)	-	-	-	-	-
General Supplies	-	-	-	-	-
Textbooks	-	-	-	-	-
Other Objects	-	-	-	-	-
Total Preschool Disabilities - Part-Time	-	-	-	-	-
Preschool Disabilities - Full-Time:					
Salaries of Teachers	-	-	-	-	-
Other Salaries for Instruction	-	-	-	-	-
Purchased Professional-Educational Services	-	-	-	-	-
Purchased Technical Services	-	-	-	-	-
Other Purchased Services (400-500 series)	-	-	-	-	-
General Supplies	-	-	-	-	-
Textbooks	-	-	-	-	-
Other Objects	-	-	-	-	-
Total Preschool Disabilities - Full-Time:	-	-	-	-	-
Home Instruction:					
Salaries of Teachers	-	-	-	-	-
Other Salaries for Instruction	-	-	-	-	-
Purchased Professional-Educational Services	-	-	-	-	-
Purchased Technical Services	-	-	-	-	-
Other Purchased Services (400-500 series)	-	-	-	-	-
General Supplies	-	-	-	-	-
Textbooks	-	-	-	-	-
Other Objects	-	-	-	-	-
Total Home Instruction	-	-	-	-	-

**PATERSON PUBLIC SCHOOLS
 BLENDED RESOURCE FUND 15
 SCHEDULE OF BLENDED EXPENDITURES-BUDGET AND ACTUAL
 FOR THE FISCAL YEAR ENDED JUNE 30, 2009**

<u>School: No. 1</u>	<u>Original Budget</u>	<u>Budget Transfers</u>	<u>Final Budget</u>	<u>Actual</u>	<u>Variance Final to Actual</u>
Cognitive - Severe:					
Salaries of Teachers	-	-	-	-	-
Other Salaries for Instruction	-	-	-	-	-
Purchased Professional-Educational Services	-	-	-	-	-
Purchased Technical Services	-	-	-	-	-
Other Purchased Services (400-500 series)	-	-	-	-	-
General Supplies	-	-	-	-	-
Textbooks	-	-	-	-	-
Other Objects	-	-	-	-	-
Total Cognitive - Severe	-	-	-	-	-
TOTAL SPECIAL EDUCATION - INSTRUCTION	\$ 348,629	\$ (60,031)	\$ 288,598	\$ 277,116	\$ 11,482
Basic Skills/Remedial - Instruction					
Salaries of Teachers	-	-	-	-	-
Other Salaries for Instruction	-	-	-	-	-
Purchased Professional-Educational Services	-	-	-	-	-
Purchased Technical Services	-	-	-	-	-
Other Purchased Services (400-500 series)	-	-	-	-	-
General Supplies	-	-	-	-	-
Textbooks	-	-	-	-	-
Other Objects	-	-	-	-	-
Total Basic Skills/Remedial - Instruction	-	-	-	-	-
Bilingual Education - Instruction					
Salaries of Teachers	-	-	-	-	-
Other Salaries for Instruction	-	-	-	-	-
Purchased Professional-Educational Services	-	-	-	-	-
Purchased Technical Services	-	-	-	-	-
Other Purchased Services (400-500 series)	-	-	-	-	-
General Supplies	-	-	-	-	-
Textbooks	-	-	-	-	-
Other Objects	-	-	-	-	-
Total Bilingual Education - Instruction	-	-	-	-	-
Vocational Programs - Local - Instruction					
Salaries of Teachers	-	-	-	-	-
Other Salaries for Instruction	-	-	-	-	-
Purchased Professional-Educational Services	-	-	-	-	-
Purchased Technical Services	-	-	-	-	-
Other Purchased Services (400-500 series)	-	-	-	-	-
General Supplies	-	-	-	-	-
Textbooks	-	-	-	-	-
Other Objects	-	-	-	-	-
Total Vocational Programs - Local - Instruction	-	-	-	-	-
School-Spon. Cocurricular Actvts. - Inst.					
Salaries	-	-	-	-	-
Purchased Services (300-500 series)	-	-	-	-	-
Supplies and Materials	-	-	-	-	-
Other Objects	-	-	-	-	-
Transfers to Cover Deficit (Agency Funds)	-	-	-	-	-
Total School-Spon. Cocurricular Actvts. - Inst.	-	-	-	-	-
School-Spon. Cocurricular Athletics - Inst.					
Salaries	-	-	-	-	-
Purchased Services (300-500 series)	-	-	-	-	-
Supplies and Materials	-	-	-	-	-
Other Objects	-	-	-	-	-
Transfers to Cover Deficit (Agency Funds)	-	-	-	-	-
Total School-Spon. Cocurricular Athletics - Inst.	-	-	-	-	-

PATERSON PUBLIC SCHOOLS
BLENDED RESOURCE FUND 15
SCHEDULE OF BLENDED EXPENDITURES-BUDGET AND ACTUAL
FOR THE FISCAL YEAR ENDED JUNE 30, 2009

<u>School: No. 1</u>	Original Budget	Budget Transfers	Final Budget	Actual	Variance Final to Actual
Other Instructional Programs - Instruction					
Salaries	-	-	-	-	-
Purchased Services (300-500 series)	-	-	-	-	-
Supplies and Materials	-	-	-	-	-
Other Objects	-	-	-	-	-
Transfers to Cover Deficit (Agency Funds)	-	-	-	-	-
Total Other Instructional Programs - Instruction	-	-	-	-	-
Community Services Programs/Operations					
Salaries	-	-	-	-	-
Purchased Services (300-500 series)	-	-	-	-	-
Supplies and Materials	-	-	-	-	-
Other Objects	-	-	-	-	-
Transfers to Cover Deficit (Agency Funds)	-	-	-	-	-
Total Community Services/Operations	-	-	-	-	-
Total Instruction	\$ 1,523,137	\$ (116,704)	\$ 1,406,433	\$ 1,384,891	\$ 21,542
Undistributed Expenditures - Instruction:					
Tuition to Other LEAs Within the State - Regular	-	-	-	-	-
Tuition to Other LEAs Within the Stat - Special	-	-	-	-	-
Tuition to County Voc. School Dist. - Regular	-	-	-	-	-
Tuition to County Voc. School Dist. - Special	-	-	-	-	-
Tuition to CSSD & Regional Day Schools	-	-	-	-	-
Tuition to Private Schools for the Disabled - Within State	-	-	-	-	-
Tuition to Private Schools for the Disabled & Oth LEAS - Spl, O/S	-	-	-	-	-
Tuition - State Facilities	-	-	-	-	-
Tuition - Other	-	-	-	-	-
Total Undistributed Expenditures - Instruction:	-	-	-	-	-
Undistributed Expend. - Attend. & Social Work					
Salaries	73,544	2,147	75,691	69,996	5,695
Purchased Professional and Technical Services	-	-	-	-	-
Other Purchased Services (400-500 series)	-	-	-	-	-
Supplies and Materials	400	(350)	50	-	50
Other Objects	-	-	-	-	-
Total Undistributed Expend. - Attend. & Social Work	73,944	1,797	75,741	69,996	5,745
Undistributed Expenditures - Health Services					
Salaries	90,751	-	90,751	90,751	-
Purchased Professional and Technical Services	-	-	-	-	-
Other Purchased Services (400-500 series)	-	-	-	-	-
Supplies and Materials	250	-	250	243	7
Other Objects	-	-	-	-	-
Total Undistributed Expenditures - Health Services	91,001	-	91,001	90,994	7
Undist. Expend. - Other Supp. Serv. Students - Related Serv.					
Salaries	-	-	-	-	-
Purchased Professional - Educational Services	-	-	-	-	-
Supplies and Materials	-	-	-	-	-
Other Objects	-	-	-	-	-
Total Undist. Expend. - Other Supp. Serv. Students - Related Serv.	-	-	-	-	-
Undist. Expend. - Other Supp. Serv. Students - Extra Serv.					
Salaries	-	-	-	-	-
Purchased Professional - Educational Services	-	-	-	-	-
Supplies and Materials	-	-	-	-	-
Other Objects	-	-	-	-	-
Total Undist. Expend. - Other Supp. Serv. Students - Extra Serv.	-	-	-	-	-

Continued

**PATERSON PUBLIC SCHOOLS
 BLENDED RESOURCE FUND 15
 SCHEDULE OF BLENDED EXPENDITURES-BUDGET AND ACTUAL
 FOR THE FISCAL YEAR ENDED JUNE 30, 2009**

<u>School: No. 1</u>	<u>Original Budget</u>	<u>Budget Transfers</u>	<u>Final Budget</u>	<u>Actual</u>	<u>Variance Final to Actual</u>
Undist. Expend. - Other Supp. Serv. Students-Reg.					
Salaries	\$ 101,463	\$ (46,186)	\$ 55,277	\$ 55,277	-
Salaries of Secretarial and Clerical Assistants		-			-
Other Salaries		-			-
Purchased Professional - Educational Services	-	-	-	-	-
Other Purchased Prof. and Tech. Services	-	-	-	-	-
Other Purchased Services (400-500 series)	-	-	-	-	-
Supplies and Materials	-	-	-	-	-
Other Objects	-	-	-	-	-
Total Undist. Expend. - Other Supp. Serv. Students-Reg.	101,463	(46,186)	55,277	55,277	-
Undist. Expend. - Other Supp. Serv. Students -Spl.					
Salaries of Other Professional Staff	-	-	-	-	-
Salaries of Secretarial and Clerical Assistants	-	-	-	-	-
Other Salaries	-	-	-	-	-
Purchased Professional - Educational Services	-	-	-	-	-
Other Purchased Prof. and Tech. Services	-	-	-	-	-
Residential Costs	-	-	-	-	-
Mis. Pur. Serv.(400-500 series O/than Residential)	-	-	-	-	-
Supplies and Materials	-	-	-	-	-
Other Objects	-	-	-	-	-
Total Undist. Expend. - Other Supp. Serv. Students -Spl.	-	-	-	-	-
Undist. Expend. - Improvement of Inst. Serv.					
Salaries of Supervisor of Instruction	-	-	-	-	-
Salaries of Other Professional Staff	52,000.00	27,379	79,379.00	79,379	-
Salaries of Secr and Clerical Assist.		-			-
Other Salaries		-			-
Purchased Prof- Educational Services		-			-
Other Purch Prof. and Tech. Services		-			-
Other Purch Services (400-500)		-			-
Supplies and Materials	1,500	-	1,500	1,256	\$ 244
Other Objects	-	-	-	-	-
Total Undist. Expend. - Improvement of Inst. Serv.	53,500	27,379	80,879	80,635	244
Undist. Expend. - Edu. Media Serv./Sch. Library					
Salaries	101,224	14,655	115,879	115,583	296
Purchased Professional and Technical Services		-			-
Other Purchased Services (400-500 series)	600	-	600	599	1
Supplies and Materials	18,945	(3,800)	15,145	14,954	191
Other Objects	-	-	-	-	-
Total Undist. Expend. - Edu. Media Serv./Sch. Library	120,769	10,855	131,624	131,136	488
Undist. Expend. - Instructional Staff Training Serv.					
Salaries of Supervisors of Instruction	-	-	-	-	-
Salaries of Other Professional Staff	-	-	-	-	-
Salaries of Secretarial and Clerical Assist	-	-	-	-	-
Other Salaries	-	-	-	-	-
Purchased Professional - Educational Serv	-	-	-	-	-
Other Purchased Prof. and Tech. Services	-	-	-	-	-
Other Purchased Services (400-500 series)	-	-	-	-	-
Supplies and Materials	-	-	-	-	-
Other Objects	-	-	-	-	-
Total Undist. Expend. - Instructional Staff Training Serv.	-	-	-	-	-

**PATERSON PUBLIC SCHOOLS
 BLENDED RESOURCE FUND 15
 SCHEDULE OF BLENDED EXPENDITURES-BUDGET AND ACTUAL
 FOR THE FISCAL YEAR ENDED JUNE 30, 2009**

<u>School: No. 1</u>	<u>Original Budget</u>	<u>Budget Transfers</u>	<u>Final Budget</u>	<u>Actual</u>	<u>Variance Final to Actual</u>
Undist. Expend. - Supp. Serv. - General Admin.					
Salaries	-	-	-	-	-
Legal Services	-	-	-	-	-
Other Purchased Professional Services	-	-	-	-	-
Purchased Technical Services	-	-	-	-	-
Communications/Telephone	-	-	-	-	-
Other Purchased Services (400-500 series)	-	-	-	-	-
Supplies and Materials	-	-	-	-	-
Judgements Against The School District	-	-	-	-	-
Miscellaneous Expenditures	-	-	-	-	-
Total Undist. Expend. - Supp. Serv. - General Admin.	-	-	-	-	-
Undist. Expend. - Support Serv. - School Admin.					
Salaries of Principals/Assistant Principals	\$ 88,900	-	\$ 88,900	\$ 88,900	-
Salaries of Other Professional Staff	-	-	-	-	-
Salaries of Secretarial and Clerical Assistants	28,454	-	28,454	27,991	\$ 463
Other Salaries	-	-	-	-	-
Purchased Professional and Technical Services	-	-	-	-	-
Other Purchased Services (400-500 series)	-	-	-	-	-
Supplies and Materials	500	-	500	489	11
Other Objects	-	-	-	-	-
Total Undist. Expend. - Support Serv. - School Admin.	117,854	-	117,854	117,380	474
Undist. Expend. -Allowable Maintenance for School Facilities					
Salaries	-	-	-	-	-
Cleaning, Repair, and Maintenance Services	-	-	-	-	-
General Supplies	-	-	-	-	-
Other Objects	-	-	-	-	-
Total Undist. Expend. -Allowable Maintenance for School Facilities	-	-	-	-	-
Undist. Expend. - Oth. Oper. & Maint. of Plant					
Salaries	51,791	\$ (51,791)	-	-	-
Purchased Professional and Technical Services	-	-	-	-	-
Cleaning, Repair and Maintenance Services	-	-	-	-	-
Rental of land & Building Other than Lease Purchases	-	-	-	-	-
Other Purchased Property Services	-	-	-	-	-
Insurance	-	-	-	-	-
Miscellaneous Purchased Services	-	-	-	-	-
General Supplies	1,653	-	1,653	1,638	15
Energy (Energy and Electricity)	-	-	-	-	-
Other Objects	-	-	-	-	-
Total Undist. Expend. - Other Oper. & Maint. Of Plant	53,444	(51,791)	1,653	1,638	15
Total Undist. Expend. - Oper. & Maint. Of Plant	53,444	(51,791)	1,653	1,638	15

PATERSON PUBLIC SCHOOLS
BLENDED RESOURCE FUND 15
SCHEDULE OF BLENDED EXPENDITURES-BUDGET AND ACTUAL
FOR THE FISCAL YEAR ENDED JUNE 30, 2009

<u>School: No. 1</u>	Original Budget	Budget Transfers	Final Budget	Actual	Variance Final to Actual
Undist. Expend. - Student Transportation Serv.					
Sal. For Pup.Trans. (Bet. Home and School) - Regular	-	-	-	-	-
Sal. For Pup.Trans. (Bet. Home and School) - Special	-	-	-	-	-
Sal. For Pup. Trans. (Other than Bet. Home and School)	-	-	-	-	-
Management Fees - ESC & CTSA Transportation Programs	-	-	-	-	-
Other Purchased Professional and Technical Services	-	-	-	-	-
Cleaning, Repair and Maintenance Services	-	-	-	-	-
Rental Payments - School Buses	-	-	-	-	-
Lease Purchase Payments - School Buses	-	-	-	-	-
Contract Services - (Between Home and School) - Vendors	-	-	-	-	-
Contr Serv (Oth. than Bet Home & Sch)-Vend	-	\$ 3,664	\$ 3,664	\$ 2,912	\$ 752
Contract Services - (Between Home and School) - Joint Agrmts	-	-	-	-	-
Contr Serv (Spl. Ed. Students) - Vendors	-	-	-	-	-
Contr Serv (Spl. Ed. Students) - Joint Agrmt	-	-	-	-	-
Contr Serv (Regular Students) - ESCs & CTSA	-	-	-	-	-
Contr Serv (Spl. Ed. Students) - ESCs & CTSA	-	-	-	-	-
Contr Serv. - Aid in Lieu Payments	-	-	-	-	-
Misc. Purchased Serv. - Transportation	-	-	-	-	-
Supplies and Materials	-	-	-	-	-
Miscellaneous Expenditures	-	-	-	-	-
Total Undist. Expend. - Student Transportation Serv.	-	3,664	3,664	2,912	752
Undist. Expend. - Business and Other Support Serv.					
Increase in Sale/Lease-back Reserve	-	-	-	-	-
Salaries	-	-	-	-	-
Purchased Professional Services	-	-	-	-	-
Purchased Technical Services	-	-	-	-	-
Other Purchased Services (400-500 series Oth Residential Costs)	-	-	-	-	-
Sale/Lease-back Payments	-	-	-	-	-
Supplies and Materials	-	-	-	-	-
Interest on Current Loan	-	-	-	-	-
Interest on Lease Purchase Agreements	-	-	-	-	-
Miscellaneous Expenditures	-	-	-	-	-
Total Undist. Expend. - Business and Other Support Serv.	-	-	-	-	-
UNALLOCATED BENEFITS					
Group Insurance	-	-	-	-	-
Social Security Contributions	\$ 30,982	(6,894)	24,088	20,087	4,001
T.P.A.F. Contributions - ERIP	-	-	-	-	-
Other Retirement Contributions - Regular	-	-	-	-	-
Other Retirement Contributions - ERIP	-	-	-	-	-
Unemployment Compensation	-	-	-	-	-
Workmen's Compensation	-	-	-	-	-
Health Benefits	397,772	-	397,772	352,749	45,023
Tuition Reimbursement	-	-	-	-	-
Other Employee Benefits	-	350	350	220	130
TOTAL UNALLOCATED BENEFITS	428,754	(6,544)	422,210	373,056	49,154
On-behalf TPAF pension Contributions (non-budgeted)	-	-	-	-	-
Reimbursed TPAF Social Security Contributions (non-budgeted)	-	-	-	-	-
TOTAL ON-BEHALF CONTRIBUTIONS	-	-	-	-	-
TOTAL PERSONAL SERVICES - EMPLOYEE BENEFITS	428,754	(6,544)	422,210	373,056	49,154
Undistributed Expenditures - Food Services					
Transfers to Cover Deficit (Enterprise Fund)	-	-	-	-	-
TOTAL UNDISTRIBUTED EXPENDITURES	1,040,729	(60,826)	979,903	923,024	56,879
TOTAL SCHOOL BASED BUDGET CURRENT EXPENSE	2,563,866	(177,530)	2,386,336	2,307,915	78,421

Continued

**PATERSON PUBLIC SCHOOLS
 BLENDED RESOURCE FUND 15
 SCHEDULE OF BLENDED EXPENDITURES-BUDGET AND ACTUAL
 FOR THE FISCAL YEAR ENDED JUNE 30, 2009**

<u>School: No. 1</u>	<u>Original Budget</u>	<u>Budget Transfers</u>	<u>Final Budget</u>	<u>Actual</u>	<u>Variance Final to Actual</u>
CAPITAL OUTLAY					
Equipment					
Regular Program - Instruction:					
Kindergarten	-	-	-	-	-
Grades 1-5	-	-	-	-	-
Grades 6-8	-	-	-	-	-
Grades 9-12	-	-	-	-	-
Home Instruction	-	-	-	-	-
Special Education - Instruction:					
Cognitive - Mild	-	-	-	-	-
Cognitive - Moderate	-	-	-	-	-
Learning and/or Language Disabilities	-	-	-	-	-
Visual Impairments	-	-	-	-	-
Auditory Impairments	-	-	-	-	-
Behavioral Disabilities	-	-	-	-	-
Multiple Disabilities	-	-	-	-	-
Resource Room/Resource Center	-	-	-	-	-
Autism	-	-	-	-	-
Preschool Disabilities - Part-Time	-	-	-	-	-
Preschool Disabilities - Full-Time	-	-	-	-	-
Home Instruction	-	-	-	-	-
Cognitive - Severe	-	-	-	-	-
Basic Skills/Remedial - Instruction	-	-	-	-	-
Bilingual Education - Instruction	-	-	-	-	-
Vocational Programs - Local - Instruction	-	-	-	-	-
School-Sponsored and Other Instructional Program	-	-	-	-	-
Undistributed Expenditures - Instruction	-	-	-	-	-
Undist.Expend.-Support Serv.-Students - Reg.	-	-	-	-	-
Undist.Expend.-Support Serv. - Related & Extraordinary	-	-	-	-	-
Undist.Expend.-Support Serv.-Students - Special	-	-	-	-	-
Undist.Expend.-Support Serv. - Inst. Staff	-	-	-	-	-
Undistributed Expenditures - General Admin.	-	-	-	-	-
Undistributed Expenditures - School Admin.	-	-	-	-	-
Undistributed Expenditures - Operation of Plant Services	-	-	-	-	-
Undistributed Expenditures - Student Trans. - Non Inst. Equip	-	-	-	-	-
School Buses - Regular	-	-	-	-	-
School Buses - Special	-	-	-	-	-
Undistributed Expenditures - Business/Other Support Serv.	-	-	-	-	-
Undistributed Expenditures - Non Inst. Serv.	-	-	-	-	-
Special Schools (All Programs)	-	-	-	-	-
Total Equipment	-	-	-	-	-
Facilities Acquisition and Construction Services					
Salaries	-	-	-	-	-
Legal Services	-	-	-	-	-
Other Purchased Prof. and Tech. Services	-	-	-	-	-
Construction Services	-	-	-	-	-
General Supplies	-	-	-	-	-
Land and Improvements	-	-	-	-	-
Lease Purchase Agreements - Principal	-	-	-	-	-
Buildings Other than Lease Purchase Agreement	-	-	-	-	-
Other Objects	-	-	-	-	-
Facilities Grant - Transfer to Special Revenue	-	-	-	-	-
Total Facilities Acquisition and Construction Services	-	-	-	-	-
Capital Reserve - Transfer to Capital Projects	-	-	-	-	-
Capital Reserve - Transfer to Debt Service	-	-	-	-	-
Assets Acquired Under Capital Leases (non-budgeted)	-	-	-	-	-

**PATERSON PUBLIC SCHOOLS
 BLENDED RESOURCE FUND 15
 SCHEDULE OF BLENDED EXPENDITURES-BUDGET AND ACTUAL
 FOR THE FISCAL YEAR ENDED JUNE 30, 2009**

<u>School: No. 1</u>	Original Budget	Budget Transfers	Final Budget	Actual	Variance Final to Actual
Undistributed Expenditures:					
General Administration	-	-	-	-	-
School Administration	-	-	-	-	-
Assets Acquired Under Capital Leases (non-budgeted)	-	-	-	-	-
TOTAL CAPITAL OUTLAY	-	-	-	-	-
SPECIAL SCHOOLS					
Summer School - Instruction					
Salaries of Teachers	-	-	-	-	-
Other Salaries for Instruction	-	-	-	-	-
Purchased Professional and Technical Services	-	-	-	-	-
Other Purchased Services (400-500 series)	-	-	-	-	-
General Supplies	-	-	-	-	-
Textbooks	-	-	-	-	-
Other Objects	-	-	-	-	-
Total Summer School - Instruction	-	-	-	-	-
Summer School - Support Services					
Salaries	-	-	-	-	-
Personal Services - Employee Benefits	-	-	-	-	-
Purchased Professional and Technical Services	-	-	-	-	-
Other Purchased Services (400-500 series)	-	-	-	-	-
Supplies and Materials	-	-	-	-	-
Other Objects	-	-	-	-	-
Total Summer School - Support Services	-	-	-	-	-
Total Summer School	-	-	-	-	-
Other Special Schools - Instruction					
Salaries of Teachers	-	-	-	-	-
Other Salaries for Instruction	-	-	-	-	-
Purchased Professional and Technical Services	-	-	-	-	-
Other Purchased Services (400-500 series)	-	-	-	-	-
General Supplies	-	-	-	-	-
Textbooks	-	-	-	-	-
Other Objects	-	-	-	-	-
Total Other Special Schools - Instruction	-	-	-	-	-
Other Special Schools - Support Services					
Salaries	-	-	-	-	-
Personal Services - Employee Benefits	-	-	-	-	-
Purchased Professional and Technical Services	-	-	-	-	-
Other Purchased Services (400-500 series)	-	-	-	-	-
Supplies and Materials	-	-	-	-	-
Other Objects	-	-	-	-	-
Total Other Special Schools - Support Services	-	-	-	-	-
Total Other Special Schools	-	-	-	-	-
Accred. Even./Adult H.S./Post-Grad.-Inst.					
Salaries of Teachers	-	-	-	-	-
Other Salaries for Instruction	-	-	-	-	-
Purchased Professional and Technical Services	-	-	-	-	-
Other Purchased Services (400-500 series)	-	-	-	-	-
General Supplies	-	-	-	-	-
Textbooks	-	-	-	-	-
Other Objects	-	-	-	-	-
Total Accred. Even./Adult H.S./Post-Grad.-Inst.	-	-	-	-	-

Continued

**PATERSON PUBLIC SCHOOLS
 BLENDED RESOURCE FUND 15
 SCHEDULE OF BLENDED EXPENDITURES-BUDGET AND ACTUAL
 FOR THE FISCAL YEAR ENDED JUNE 30, 2009**

<u>School: No. 1</u>	<u>Original Budget</u>	<u>Budget Transfers</u>	<u>Final Budget</u>	<u>Actual</u>	<u>Variance Final to Actual</u>
Accred. Even./Adult H.S./Post-Grad.-Supp. Service					
Salaries	-	-	-	-	-
Personal Services - Employee Benefits	-	-	-	-	-
Purchased Professional and Technical Services	-	-	-	-	-
Other Purchased Services (400-500 series)	-	-	-	-	-
Supplies and Materials	-	-	-	-	-
Other Objects	-	-	-	-	-
Total Accred. Even./Adult H.S./Post-Grad.-Supp. Service	-	-	-	-	-
Total Accred. Even./Adult H.S./Post-Grad.	-	-	-	-	-
Adult Education-Local-Instruction					
Salaries of Teachers	-	-	-	-	-
Other Salaries for Instruction	-	-	-	-	-
Purchased Professional and Technical Services	-	-	-	-	-
Other Purchased Services (400-500 series)	-	-	-	-	-
General Supplies	-	-	-	-	-
Textbooks	-	-	-	-	-
Other Objects	-	-	-	-	-
Total Adult Education-Local-Instruction	-	-	-	-	-
Adult Education-Local -Support Serv.					
Salaries	-	-	-	-	-
Personal Services - Employee Benefits	-	-	-	-	-
Purchased Professional and Technical Services	-	-	-	-	-
Other Purchased Services (400-500 series)	-	-	-	-	-
Supplies and Materials	-	-	-	-	-
Other Objects	-	-	-	-	-
Total Adult Education-Local -Support Serv.	-	-	-	-	-
Total Adult Education-Local	-	-	-	-	-
Vocational Evening-Local-Instruction					
Salaries of Teachers	-	-	-	-	-
Other Salaries for Instruction	-	-	-	-	-
Purchased Professional and Technical Services	-	-	-	-	-
Other Purchased Services (400-500 series)	-	-	-	-	-
General Supplies	-	-	-	-	-
Textbooks	-	-	-	-	-
Other Objects	-	-	-	-	-
Total Vocational Evening-Local-Instruction	-	-	-	-	-
Vocational Evening-Local-Support Serv.					
Salaries	-	-	-	-	-
Personal Services - Employee Benefits	-	-	-	-	-
Purchased Professional and Technical Services	-	-	-	-	-
Other Purchased Services (400-500 series)	-	-	-	-	-
Supplies and Materials	-	-	-	-	-
Other Objects	-	-	-	-	-
Total Vocational Evening-Local-Support Serv.	-	-	-	-	-
Total Vocational Evening-Local	-	-	-	-	-
Even.-Sch.-Foreign-Born-Local-Inst.					
Salaries of Teachers	-	-	-	-	-
Other Salaries for Instruction	-	-	-	-	-
Purchased Professional and Technical Services	-	-	-	-	-
Other Purchased Services (400-500 series)	-	-	-	-	-
General Supplies	-	-	-	-	-
Textbooks	-	-	-	-	-
Other Objects	-	-	-	-	-
Total Even.-Sch.-Foreign-Born-Local-Inst.	-	-	-	-	-

**PATERSON PUBLIC SCHOOLS
 BLENDED RESOURCE FUND 15
 SCHEDULE OF BLENDED EXPENDITURES-BUDGET AND ACTUAL
 FOR THE FISCAL YEAR ENDED JUNE 30, 2009**

<u>School: No. 1</u>	Original Budget	Budget Transfers	Final Budget	Actual	Variance Final to Actual
Even.-Sch.-Foreign-Born-Local-Sup. Serv.					
Salaries	-	-	-	-	-
Personal Services - Employee Benefits	-	-	-	-	-
Purchased Professional and Technical Services	-	-	-	-	-
Other Purchased Services (400-500 series)	-	-	-	-	-
Supplies and Materials	-	-	-	-	-
Other Objects	-	-	-	-	-
Total Even.-Sch.-Foreign-Born-Local-Sup. Serv.	-	-	-	-	-
Total Even.-Sch.-Foreign-Born-Local	-	-	-	-	-
TOTAL SPECIAL SCHOOLS	-	-	-	-	-
Transfer of Funds to Charter Schools	-	-	-	-	-
TOTAL SCHOOL BASED EXPENDITURES	\$ 2,563,866	\$ (177,530)	\$ 2,386,336	\$ 2,307,915	\$ 78,421
Other Financing Sources:					
Operating Transfer In	2,563,866	(177,530)	2,386,336	2,307,915	78,421
Operating Transfer Out:					
Transfer to Food Service Fund - Board Contribution	-	-	-	-	-
Capital Leases (non-budgeted)	-	-	-	-	-
Total Other Financing Sources:	2,563,866	(177,530)	2,386,336	2,307,915	78,421
Excess (Deficiency) of Other Financing Sources Over (Under) Expenditures and Other Financing (Uses)	-	-	-	-	-
Fund Balance, July 1	-	-	-	-	-
Fund Balance, June 30	\$ -	\$ -	\$ -	\$ -	\$ -

Continued

**PATERSON PUBLIC SCHOOLS
 BLENDED RESOURCE FUND 15
 SCHEDULE OF BLENDED EXPENDITURES-BUDGET AND ACTUAL
 FOR THE FISCAL YEAR ENDED JUNE 30, 2009**

<u>School: No. 2</u>	<u>Original Budget</u>	<u>Budget Transfers</u>	<u>Final Budget</u>	<u>Actual</u>	<u>Variance Final to Actual</u>
REGULAR PROGRAMS - INSTRUCTION					
Regular Programs - Instruction					
Kindergarten - Salaries of Teachers	\$ 208,651	\$ (17,382)	\$ 191,269	\$ 191,269	-
Grades 1-5 - Salaries of Teachers	1,140,280	(220,900)	919,380	908,076	\$ 11,304
Grades 6-8 - Salaries of Teachers	502,030	(18,898)	483,132	483,132	-
Grades 9-12 - Salaries of Teachers		-			-
Regular Programs - Home Instruction:					
Salaries of Teachers		-			-
Other Salaries for Instruction		-			-
Purchased Professional-Educational Services		-			-
Purchased Technical Services		-			-
Other Purchased Services (400-500 series)		-			-
General Supplies		-			-
Textbooks		-			-
Other Objects		-			-
Regular Programs - Undistributed Instruction					
Other Salaries for Instruction	121,038	13,138	134,176	134,176	-
Purchased Professional-Educational Services	1,000	-	1,000		1,000
Purchased Technical Services		-			-
Other Purchased Services (400-500 series)		150	150		150
General Supplies	90,528	12,054	102,582	89,944	12,638
Textbooks	4,000	-	4,000	2,346	1,654
Other Objects	-	4,172	4,172	-	4,172
TOTAL REGULAR PROGRAMS - INSTRUCTION	<u>2,067,527</u>	<u>(227,666)</u>	<u>1,839,861</u>	<u>1,808,943</u>	<u>30,918</u>
SPECIAL EDUCATION - INSTRUCTION					
Cognitive - Mild:					
Salaries of Teachers	-	-	-	-	-
Other Salaries for Instruction	-	-	-	-	-
Purchased Professional-Educational Services	-	-	-	-	-
Purchased Technical Services	-	-	-	-	-
Other Purchased Services (400-500 series)	-	-	-	-	-
General Supplies	-	-	-	-	-
Textbooks	-	-	-	-	-
Other Objects	-	-	-	-	-
Total Cognitive - Mild	<u>-</u>	<u>-</u>	<u>-</u>	<u>-</u>	<u>-</u>
Cognitive - Moderate:					
Salaries of Teachers	-	-	-	-	-
Other Salaries for Instruction	-	-	-	-	-
Purchased Professional-Educational Services	-	-	-	-	-
Purchased Technical Services	-	-	-	-	-
Other Purchased Services (400-500 series)	-	-	-	-	-
General Supplies	-	-	-	-	-
Textbooks	-	-	-	-	-
Other Objects	-	-	-	-	-
Total Cognitive - Moderate	<u>-</u>	<u>-</u>	<u>-</u>	<u>-</u>	<u>-</u>
Learning and/or Language Disabilities:					
Salaries of Teachers	194,991	(13,087)	181,904	170,521	11,383
Other Salaries for Instruction	213,663	-	213,663	192,245	21,418
Purchased Professional-Educational Services		-			-
Purchased Technical Services		-			-
Other Purchased Services (400-500 series)		-			-
General Supplies	5,000	-	5,000	3,077	1,923
Textbooks	1,000	-	1,000		1,000
Other Objects	-	-	-	-	-
Total Learning and/or Language Disabilities	<u>414,654</u>	<u>(13,087)</u>	<u>401,567</u>	<u>365,843</u>	<u>35,724</u>

Continued

**PATERSON PUBLIC SCHOOLS
 BLENDED RESOURCE FUND 15
 SCHEDULE OF BLENDED EXPENDITURES-BUDGET AND ACTUAL
 FOR THE FISCAL YEAR ENDED JUNE 30, 2009**

<u>School: No. 2</u>	<u>Original Budget</u>	<u>Budget Transfers</u>	<u>Final Budget</u>	<u>Actual</u>	<u>Variance Final to Actual</u>
Visual Impairments:					
Salaries of Teachers	-	-	-	-	-
Other Salaries for Instruction	-	-	-	-	-
Purchased Professional-Educational Services	-	-	-	-	-
Purchased Technical Services	-	-	-	-	-
Other Purchased Services (400-500 series)	-	-	-	-	-
General Supplies	-	-	-	-	-
Textbooks	-	-	-	-	-
Other Objects	-	-	-	-	-
Total Visual Impairments	-	-	-	-	-
Auditory Impairments:					
Salaries of Teachers	-	-	-	-	-
Other Salaries for Instruction	-	-	-	-	-
Purchased Professional-Educational Services	-	-	-	-	-
Purchased Technical Services	-	-	-	-	-
Other Purchased Services (400-500 series)	-	-	-	-	-
General Supplies	-	-	-	-	-
Textbooks	-	-	-	-	-
Other Objects	-	-	-	-	-
Total Auditory Impairments	-	-	-	-	-
Behavioral Disabilities:					
Salaries of Teachers	\$ 79,923	-	\$ 79,923.0	\$ 76,849.0	\$ 3,074.0
Other Salaries for Instruction	-	-	-	-	-
Purchased Professional-Educational Services	-	-	-	-	-
Purchased Technical Services	-	-	-	-	-
Other Purchased Services (400-500 series)	-	-	-	-	-
General Supplies	250	-	250	-	250
Textbooks	-	-	-	-	-
Other Objects	-	-	-	-	-
Total Behavioral Disabilities	80,173	-	80,173	76,849	3,324
Multiple Disabilities:					
Salaries of Teachers	-	-	-	-	-
Other Salaries for Instruction	-	-	-	-	-
Purchased Professional-Educational Services	-	-	-	-	-
Purchased Technical Services	-	-	-	-	-
Other Purchased Services (400-500 series)	-	-	-	-	-
General Supplies	-	-	-	-	-
Textbooks	-	-	-	-	-
Other Objects	-	-	-	-	-
Total Multiple Disabilities	-	-	-	-	-
Resource Room/Resource Center:					
Salaries of Teachers	452,941	-	452,941	433,509	19,432
Other Salaries for Instruction	-	-	-	-	-
Purchased Professional-Educational Services	-	-	-	-	-
Purchased Technical Services	-	-	-	-	-
Other Purchased Services (400-500 series)	-	-	-	-	-
General Supplies	1,500	-	1,500	1,382	118
Textbooks	-	-	-	-	-
Other Objects	-	-	-	-	-
Total Resource Room/Resource Center	454,441	-	454,441	434,891	19,550

Continued

**PATERSON PUBLIC SCHOOLS
BLENDED RESOURCE FUND 15
SCHEDULE OF BLENDED EXPENDITURES-BUDGET AND ACTUAL
FOR THE FISCAL YEAR ENDED JUNE 30, 2009**

<u>School: No. 2</u>	<u>Original Budget</u>	<u>Budget Transfers</u>	<u>Final Budget</u>	<u>Actual</u>	<u>Variance Final to Actual</u>
Autism:					
Salaries of Teachers	\$ 481,615	-	\$ 481,615	\$ 454,015	\$ 27,600
Other Salaries for Instruction	562,042	\$ (6,641)	555,401	519,331	36,070
Purchased Professional-Educational Services		-			-
Purchased Technical Services		-			-
Other Purchased Services (400-500 series)		-			-
General Supplies	10,000	-	10,000	9,796	204
Textbooks	2,000	-	2,000	1,043	957
Other Objects	-	-	-	-	-
Total Autism	<u>1,055,657</u>	<u>(6,641)</u>	<u>1,049,016</u>	<u>984,185</u>	<u>64,831</u>
Preschool Disabilities - Part-Time:					
Salaries of Teachers	-	-	-	-	-
Other Salaries for Instruction	-	-	-	-	-
Purchased Professional-Educational Services	-	-	-	-	-
Purchased Technical Services	-	-	-	-	-
Other Purchased Services (400-500 series)	-	-	-	-	-
General Supplies	-	-	-	-	-
Textbooks	-	-	-	-	-
Other Objects	-	-	-	-	-
Total Preschool Disabilities - Part-Time	<u>-</u>	<u>-</u>	<u>-</u>	<u>-</u>	<u>-</u>
Preschool Disabilities - Full-Time:					
Salaries of Teachers	-	-	-	-	-
Other Salaries for Instruction	-	-	-	-	-
Purchased Professional-Educational Services	-	-	-	-	-
Purchased Technical Services	-	-	-	-	-
Other Purchased Services (400-500 series)	-	-	-	-	-
General Supplies	-	-	-	-	-
Textbooks	-	-	-	-	-
Other Objects	-	-	-	-	-
Total Preschool Disabilities - Full-Time:	<u>-</u>	<u>-</u>	<u>-</u>	<u>-</u>	<u>-</u>
Home Instruction:					
Salaries of Teachers	-	-	-	-	-
Other Salaries for Instruction	-	-	-	-	-
Purchased Professional-Educational Services	-	-	-	-	-
Purchased Technical Services	-	-	-	-	-
Other Purchased Services (400-500 series)	-	-	-	-	-
General Supplies	-	-	-	-	-
Textbooks	-	-	-	-	-
Other Objects	-	-	-	-	-
Total Home Instruction	<u>-</u>	<u>-</u>	<u>-</u>	<u>-</u>	<u>-</u>
Cognitive - Severe:					
Salaries of Teachers	-	-	-	-	-
Other Salaries for Instruction	-	-	-	-	-
Purchased Professional-Educational Services	-	-	-	-	-
Purchased Technical Services	-	-	-	-	-
Other Purchased Services (400-500 series)	-	-	-	-	-
General Supplies	-	-	-	-	-
Textbooks	-	-	-	-	-
Other Objects	-	-	-	-	-
Total Cognitive - Severe	<u>-</u>	<u>-</u>	<u>-</u>	<u>-</u>	<u>-</u>
TOTAL SPECIAL EDUCATION - INSTRUCTION	<u>2,004,925</u>	<u>(19,728)</u>	<u>1,985,197</u>	<u>1,861,768</u>	<u>123,429</u>

Continued

PATERSON PUBLIC SCHOOLS
BLENDED RESOURCE FUND 15
SCHEDULE OF BLENDED EXPENDITURES-BUDGET AND ACTUAL
FOR THE FISCAL YEAR ENDED JUNE 30, 2009

<u>School: No. 2</u>	Original Budget	Budget Transfers	Final Budget	Actual	Variance Final to Actual
Basic Skills/Remedial - Instruction					
Salaries of Teachers	-	-	-	-	-
Other Salaries for Instruction	-	-	-	-	-
Purchased Professional-Educational Services	-	-	-	-	-
Purchased Technical Services	-	-	-	-	-
Other Purchased Services (400-500 series)	-	-	-	-	-
General Supplies	-	-	-	-	-
Textbooks	-	-	-	-	-
Other Objects	-	-	-	-	-
Total Basic Skills/Remedial - Instruction	-	-	-	-	-
Bilingual Education - Instruction					
Salaries of Teachers	\$ 535,548	-	\$ 535,548	\$ 441,986	\$ 93,562
Other Salaries for Instruction	30,844	-	30,844	30,528	316
Purchased Professional-Educational Services	-	-	-	-	-
Purchased Technical Services	-	-	-	-	-
Other Purchased Services (400-500 series)	-	-	-	-	-
General Supplies	12,000	-	12,000	11,733	267
Textbooks	3,500	-	3,500	134	3,366
Other Objects	-	-	-	-	-
Total Bilingual Education - Instruction	581,892	-	581,892	484,381	97,511
Vocational Programs - Local - Instruction					
Salaries of Teachers	-	-	-	-	-
Other Salaries for Instruction	-	-	-	-	-
Purchased Professional-Educational Services	-	-	-	-	-
Purchased Technical Services	-	-	-	-	-
Other Purchased Services (400-500 series)	-	-	-	-	-
General Supplies	-	-	-	-	-
Textbooks	-	-	-	-	-
Other Objects	-	-	-	-	-
Total Vocational Programs - Local - Instruction	-	-	-	-	-
School-Spon. Cocurricular Actvts. - Inst.					
Salaries	-	-	-	-	-
Purchased Services (300-500 series)	-	-	-	-	-
Supplies and Materials	-	-	-	-	-
Other Objects	-	-	-	-	-
Transfers to Cover Deficit (Agency Funds)	-	-	-	-	-
Total School-Spon. Cocurricular Actvts. - Inst.	-	-	-	-	-
School-Spon. Cocurricular Athletics - Inst.					
Salaries	-	-	-	-	-
Purchased Services (300-500 series)	-	-	-	-	-
Supplies and Materials	-	-	-	-	-
Other Objects	-	-	-	-	-
Transfers to Cover Deficit (Agency Funds)	-	-	-	-	-
Total School-Spon. Cocurricular Athletics - Inst.	-	-	-	-	-
Other Instructional Programs - Instruction					
Salaries	-	-	-	-	-
Purchased Services (300-500 series)	-	-	-	-	-
Supplies and Materials	-	-	-	-	-
Other Objects	-	-	-	-	-
Transfers to Cover Deficit (Agency Funds)	-	-	-	-	-
Total Other Instructional Programs - Instruction	-	-	-	-	-

Continued

**PATERSON PUBLIC SCHOOLS
BLENDED RESOURCE FUND 15
SCHEDULE OF BLENDED EXPENDITURES-BUDGET AND ACTUAL
FOR THE FISCAL YEAR ENDED JUNE 30, 2009**

<u>School: No. 2</u>	Original Budget	Budget Transfers	Final Budget	Actual	Variance Final to Actual
Community Services Programs/Operations					
Salaries	-	-	-	-	-
Purchased Services (300-500 series)	-	-	-	-	-
Supplies and Materials	-	-	-	-	-
Other Objects	-	-	-	-	-
Transfers to Cover Deficit (Agency Funds)	-	-	-	-	-
Total Community Services/Operations	-	-	-	-	-
Total Instruction	\$ 4,654,344	\$ (247,394)	\$ 4,406,950	\$ 4,155,092	\$ 251,858
Undistributed Expenditures - Instruction:					
Tuition to Other LEAs Within the State - Regular	-	-	-	-	-
Tuition to Other LEAs Within the Stat - Special	-	-	-	-	-
Tuition to County Voc. School Dist. - Regular	-	-	-	-	-
Tuition to County Voc. School Dist. - Special	-	-	-	-	-
Tuition to CSSD & Regional Day Schools	-	-	-	-	-
Tuition to Private Schools for the Disabled - Within State	-	-	-	-	-
Tuition to Private Schools for the Disabled & Oth LEAS - Spl, O/S	-	-	-	-	-
Tuition - State Facilities	-	-	-	-	-
Tuition - Other	-	-	-	-	-
Total Undistributed Expenditures - Instruction:	-	-	-	-	-
Undistributed Expend. - Attend. & Social Work					
Salaries	79,902	770	80,672	78,034	2,638
Purchased Professional and Technical Services	-	-	-	-	-
Other Purchased Services (400-500 series)	-	100	100	-	100
Supplies and Materials	950	(450)	500	173	327
Other Objects	-	-	-	-	-
Total Undistributed Expend. - Attend. & Social Work	80,852	420	81,272	78,207	3,065
Undistributed Expenditures - Health Services					
Salaries	90,751	-	90,751	90,751	-
Purchased Professional and Technical Services	-	-	-	-	-
Other Purchased Services (400-500 series)	-	-	-	-	-
Supplies and Materials	400	-	400	347	53
Other Objects	-	-	-	-	-
Total Undistributed Expenditures - Health Services	91,151	-	91,151	91,098	53
Undist. Expend. - Other Supp. Serv. Students - Related Serv.					
Salaries	-	-	-	-	-
Purchased Professional - Educational Services	-	-	-	-	-
Supplies and Materials	-	-	-	-	-
Other Objects	-	-	-	-	-
Total Undist. Expend. - Other Supp. Serv. Students - Related Serv.	-	-	-	-	-
Undist. Expend. - Other Supp. Serv. Students - Extra Serv.					
Salaries	-	-	-	-	-
Purchased Professional - Educational Services	-	-	-	-	-
Supplies and Materials	-	-	-	-	-
Other Objects	-	-	-	-	-
Total Undist. Expend. - Other Supp. Serv. Students - Extra Serv.	-	-	-	-	-
Undist. Expend. - Other Supp. Serv. Students-Reg.					
Salaries	79,330	-	79,330	69,830	9,500
Salaries of Secretarial and Clerical Assistants	-	-	-	-	-
Other Salaries	-	-	-	-	-
Purchased Professional - Educational Services	-	-	-	-	-
Other Purchased Prof. and Tech. Services	-	-	-	-	-
Other Purchased Services (400-500 series)	-	-	-	-	-
Supplies and Materials	500	967	1,467	92	1,375
Other Objects	-	-	-	-	-
Total Undist. Expend. - Other Supp. Serv. Students-Reg.	79,830	967	80,797	69,922	10,875

Continued

**PATERSON PUBLIC SCHOOLS
BLENDED RESOURCE FUND 15
SCHEDULE OF BLENDED EXPENDITURES-BUDGET AND ACTUAL
FOR THE FISCAL YEAR ENDED JUNE 30, 2009**

<u>School: No. 2</u>	<u>Original Budget</u>	<u>Budget Transfers</u>	<u>Final Budget</u>	<u>Actual</u>	<u>Variance Final to Actual</u>
Undist. Expend. - Other Supp. Serv. Students -Spl.					
Salaries of Other Professional Staff	-	-	-	-	-
Salaries of Secretarial and Clerical Assistants	-	-	-	-	-
Other Salaries	-	-	-	-	-
Purchased Professional - Educational Services	-	-	-	-	-
Other Purchased Prof. and Tech. Services	-	-	-	-	-
Residential Costs	-	-	-	-	-
Mis. Pur. Serv.(400-500 series O/than Residential)	-	-	-	-	-
Supplies and Materials	-	-	-	-	-
Other Objects	-	-	-	-	-
Total Undist. Expend. - Other Supp. Serv. Students -Spl.	-	-	-	-	-
Undist. Expend. - Improvement of Inst. Serv.					
Salaries of Supervisor of Instruction	-	-	-	-	-
Salaries of Other Professional Staff	\$ 99,071	-	\$ 99,071	\$ 99,071	-
Salaries of Secr and Clerical Assist.	-	-	-	-	-
Other Salaries	-	-	-	-	-
Purchased Prof- Educational Services	-	-	-	-	-
Other Purch Prof. and Tech. Services	-	-	-	-	-
Other Purch Services (400-500)	-	-	-	-	-
Supplies and Materials	3,500	\$ 1,935	5,435	2,900	\$ 2,535
Other Objects	-	-	-	-	-
Total Undist. Expend. - Improvement of Inst. Serv.	102,571	1,935	104,506	101,971	2,535
Undist. Expend. - Edu. Media Serv./Sch. Library					
Salaries	135,246	-	135,246	125,246	10,000
Purchased Professional and Technical Services	2,500	-	2,500	-	2,500
Other Purchased Services (400-500 series)	10,000	-	10,000	8,478	1,522
Supplies and Materials	22,000	(4,552)	17,448	11,537	5,911
Other Objects	-	-	-	-	-
Total Undist. Expend. - Edu. Media Serv./Sch. Library	169,746	(4,552)	165,194	145,261	19,933
Undist. Expend. - Instructional Staff Training Serv.					
Salaries of Supervisors of Instruction	-	-	-	-	-
Salaries of Other Professional Staff	-	-	-	-	-
Salaries of Secretarial and Clerical Assist	-	-	-	-	-
Other Salaries	-	-	-	-	-
Purchased Professional - Educational Serv	4,000	-	4,000	-	4,000
Other Purchased Prof. and Tech. Services	-	-	-	-	-
Other Purchased Services (400-500 series)	-	-	-	-	-
Supplies and Materials	-	-	-	-	-
Other Objects	-	-	-	-	-
Total Undist. Expend. - Instructional Staff Training Serv.	4,000	-	4,000	-	4,000
Undist. Expend. - Supp. Serv. - General Admin.					
Salaries	-	-	-	-	-
Legal Services	-	-	-	-	-
Other Purchased Professional Services	-	-	-	-	-
Purchased Technical Services	-	-	-	-	-
Communications/Telephone	-	-	-	-	-
Other Purchased Services (400-500 series)	-	-	-	-	-
Supplies and Materials	-	-	-	-	-
Judgements Against The School District	-	-	-	-	-
Miscellaneous Expenditures	-	-	-	-	-
Total Undist. Expend. - Supp. Serv. - General Admin.	-	-	-	-	-

Continued

PATERSON PUBLIC SCHOOLS
BLENDED RESOURCE FUND 15
SCHEDULE OF BLENDED EXPENDITURES-BUDGET AND ACTUAL
FOR THE FISCAL YEAR ENDED JUNE 30, 2009

<u>School: No. 2</u>	Original Budget	Budget Transfers	Final Budget	Actual	Variance Final to Actual
Undist. Expend. - Support Serv. - School Admin.					
Salaries of Principals/Assistant Principals	\$ 205,535	-	\$ 205,535	\$ 205,535	-
Salaries of Other Professional Staff		-			-
Salaries of Secretarial and Clerical Assistants	66,652	-	66,652	65,204	\$ 1,448
Other Salaries		-			-
Purchased Professional and Technical Services		-			-
Other Purchased Services (400-500 series)		\$ 100	100		100
Supplies and Materials	9,486	15	9,501	6,068	3,433
Other Objects	1,500	-	1,500	163	1,337
Total Undist. Expend. - Support Serv. - School Admin.	283,173	115	283,288	276,970	6,318
Undist. Expend. -Allowable Maintenance for School Facilities					
Salaries	-	-	-	-	-
Cleaning, Repair, and Maintenance Services	-	-	-	-	-
General Supplies	-	-	-	-	-
Other Objects	-	-	-	-	-
Total Undist. Expend. -Allowable Maintenance for School Facilities	-	-	-	-	-
Undist. Expend. - Oth. Oper. & Maint. of Plant					
Salaries	37,103	-	37,103	36,306	797
Purchased Professional and Technical Services	-	-	-	-	-
Cleaning, Repair and Maintenance Services	-	-	-	-	-
Rental of land & Building Other than Lease Purchases	-	-	-	-	-
Other Purchased Property Services	-	-	-	-	-
Insurance	-	-	-	-	-
Miscellaneous Purchased Services	-	-	-	-	-
General Supplies	2,514	-	2,514	2,514	-
Energy (Energy and Electricity)	-	-	-	-	-
Other Objects	-	-	-	-	-
Total Undist. Expend. - Other Oper. & Maint. Of Plant	39,617	-	39,617	38,820	797
Total Undist. Expend. - Oper. & Maint. Of Plant	39,617	-	39,617	38,820	797
Undist. Expend. - Student Transportation Serv.					
Sal. For Pup. Trans. (Bet. Home and School) - Regular	-	-	-	-	-
Sal. For Pup. Trans. (Bet. Home and School) - Special	-	-	-	-	-
Sal. For Pup. Trans. (Other than Bet. Home and School)	-	-	-	-	-
Management Fees - ESC & CTSA Transportation Programs	-	-	-	-	-
Other Purchased Professional and Technical Services	-	-	-	-	-
Cleaning, Repair and Maintenance Services	-	-	-	-	-
Rental Payments - School Buses	-	-	-	-	-
Lease Purchase Payments - School Buses	-	-	-	-	-
Contract Services - (Between Home and School) - Vendors	-	-	-	-	-
Contr Serv (Oth. than Bet Home & Sch)-Vend	-	2,475	2,475	1,814	661
Contract Services - (Between Home and Sch) - Joint Agrmts	-	-	-	-	-
Contr Serv (Spl. Ed. Students) - Vendors	-	-	-	-	-
Contr Serv (Spl. Ed. Students) - Joint Agrmt	-	-	-	-	-
Contr Serv (Regular Students) - ESCs & CTSA	-	-	-	-	-
Contr Serv (Spl. Ed. Students) - ESCs & CTSA	-	-	-	-	-
Contr Serv. - Aid in Lieu Payments	-	-	-	-	-
Misc. Purchased Serv. - Transportation	-	-	-	-	-
Supplies and Materials	-	-	-	-	-
Miscellaneous Expenditures	-	-	-	-	-
Total Undist. Expend. - Student Transportation Serv.	-	2,475	2,475	1,814	661

**PATERSON PUBLIC SCHOOLS
 BLENDED RESOURCE FUND 15
 SCHEDULE OF BLENDED EXPENDITURES-BUDGET AND ACTUAL
 FOR THE FISCAL YEAR ENDED JUNE 30, 2009**

<u>School: No. 2</u>	Original Budget	Budget Transfers	Final Budget	Actual	Variance Final to Actual
Undist. Expend. - Business and Other Support Serv.					
Increase in Sale/Lease-back Reserve	-	-	-	-	-
Salaries	-	-	-	-	-
Purchased Professional Services	-	-	-	-	-
Purchased Technical Services	-	-	-	-	-
Other Purchased Services (400-500 series Oth Residential Costs)	-	-	-	-	-
Sale/Lease-back Payments	-	-	-	-	-
Supplies and Materials	-	-	-	-	-
Interest on Current Loan	-	-	-	-	-
Interest on Lease Purchase Agreements	-	-	-	-	-
Miscellaneous Expenditures	-	-	-	-	-
Total Undist. Expend. - Business and Other Support Serv.	-	-	-	-	-
UNALLOCATED BENEFITS					
Group Insurance	-	-	-	-	-
Social Security Contributions	\$ 108,503	-	\$ 108,503	\$ 98,838	\$ 9,665
T.P.A.F. Contributions - ERIP	-	-	-	-	-
Other Retirement Contributions - Regular	-	-	-	-	-
Other Retirement Contributions - ERIP	-	-	-	-	-
Unemployment Compensation	-	-	-	-	-
Workmen's Compensation	-	-	-	-	-
Health Benefits	1,147,732	-	1,147,732	936,753	210,979
Tuition Reimbursement	-	-	-	-	-
Other Employee Benefits	-	\$ 350	350	350	-
TOTAL UNALLOCATED BENEFITS	1,256,235	350	1,256,585	1,035,941	220,644
On-behalf TPAF pension Contributions (non-budgeted)	-	-	-	-	-
Reimbursed TPAF Social Security Contributions (non-budgeted)	-	-	-	-	-
TOTAL ON-BEHALF CONTRIBUTIONS	-	-	-	-	-
TOTAL PERSONAL SERVICES - EMPLOYEE BENEFITS	1,256,235	350	1,256,585	1,035,941	220,644
Undistributed Expenditures - Food Services					
Transfers to Cover Deficit (Enterprise Fund)	-	-	-	-	-
TOTAL UNDISTRIBUTED EXPENDITURES	2,107,175	1,710	2,108,885	1,840,004	268,881
TOTAL SCHOOL BASED BUDGET CURRENT EXPENSE	6,761,519	(245,684)	6,515,835	5,995,096	520,739
CAPITAL OUTLAY					
Equipment					
Regular Program - Instruction:					
Kindergarten	-	-	-	-	-
Grades 1-5	-	-	-	-	-
Grades 6-8	-	-	-	-	-
Grades 9-12	-	-	-	-	-
Home Instruction	-	-	-	-	-
Special Education - Instruction:					
Cognitive - Mild	-	-	-	-	-
Cognitive - Moderate	-	-	-	-	-
Learning and/or Language Disabilities	-	-	-	-	-
Visual Impairments	-	-	-	-	-
Auditory Impairments	-	-	-	-	-
Behavioral Disabilities	-	-	-	-	-
Multiple Disabilities	-	-	-	-	-
Resource Room/Resource Center	-	-	-	-	-
Autism	-	-	-	-	-
Preschool Disabilities - Part-Time	-	-	-	-	-
Preschool Disabilities - Full-Time	-	-	-	-	-
Home Instruction	-	-	-	-	-
Cognitive - Severe	-	-	-	-	-
Basic Skills/Remedial - Instruction	-	-	-	-	-
Bilingual Education - Instruction	-	-	-	-	-

**PATERSON PUBLIC SCHOOLS
 BLENDED RESOURCE FUND 15
 SCHEDULE OF BLENDED EXPENDITURES-BUDGET AND ACTUAL
 FOR THE FISCAL YEAR ENDED JUNE 30, 2009**

<u>School: No. 2</u>	Original Budget	Budget Transfers	Final Budget	Actual	Variance Final to Actual
Vocational Programs - Local - Instruction	-	-	-	-	-
School-Sponsored and Other Instructional Program	-	-	-	-	-
Undistributed Expenditures - Instruction	-	-	-	-	-
Undist.Expend.-Support Serv.-Students - Reg.	-	-	-	-	-
Undist.Expend.-Support Serv. - Related & Extraordinary	-	-	-	-	-
Undist.Expend.-Support Serv.-Students - Special	-	-	-	-	-
Undist.Expend.-Support Serv. - Inst. Staff	-	-	-	-	-
Undistributed Expenditures - General Admin.	-	-	-	-	-
Undistributed Expenditures - School Admin.	\$ 4,500	-	\$ 4,500	\$ 3,249	\$ 1,251
Undistributed Expenditures - Operation of Plant Services	-	-	-	-	-
Undistributed Expenditures - Student Trans. - Non Inst. Equip	-	-	-	-	-
School Buses - Regular	-	-	-	-	-
School Buses - Special	-	-	-	-	-
Undistributed Expenditures - Business/Other Support Serv.	-	-	-	-	-
Undistributed Expenditures - Non Inst. Serv.	-	-	-	-	-
Special Schools (All Programs)	-	-	-	-	-
Total Equipment	4,500	-	4,500	3,249	1,251
Facilities Acquisition and Construction Services	-	-	-	-	-
Salaries	-	-	-	-	-
Legal Services	-	-	-	-	-
Other Purchased Prof. and Tech. Services	-	-	-	-	-
Construction Services	-	-	-	-	-
General Supplies	-	-	-	-	-
Land and Improvements	-	-	-	-	-
Lease Purchase Agreements - Principal	-	-	-	-	-
Buildings Other than Lease Purchase Agreement	-	-	-	-	-
Other Objects	-	-	-	-	-
Facilities Grant - Transfer to Special Revenue	-	-	-	-	-
Total Facilities Acquisition and Construction Services	-	-	-	-	-
Capital Reserve - Transfer to Capital Projects	-	-	-	-	-
Capital Reserve - Transfer to Debt Service	-	-	-	-	-
Assets Acquired Under Capital Leases (non-budgeted)	-	-	-	-	-
Undistributed Expenditures:	-	-	-	-	-
General Administration	-	-	-	-	-
School Administration	-	-	-	-	-
Assets Acquired Under Capital Leases (non-budgeted)	-	-	-	-	-
TOTAL CAPITAL OUTLAY	4,500	-	4,500	3,249	1,251
SPECIAL SCHOOLS					
Summer School - Instruction	-	-	-	-	-
Salaries of Teachers	-	-	-	-	-
Other Salaries for Instruction	-	-	-	-	-
Purchased Professional and Technical Services	-	-	-	-	-
Other Purchased Services (400-500 series)	-	-	-	-	-
General Supplies	-	-	-	-	-
Textbooks	-	-	-	-	-
Other Objects	-	-	-	-	-
Total Summer School - Instruction	-	-	-	-	-
Summer School - Support Services	-	-	-	-	-
Salaries	-	-	-	-	-
Personal Services - Employee Benefits	-	-	-	-	-
Purchased Professional and Technical Services	-	-	-	-	-
Other Purchased Services (400-500 series)	-	-	-	-	-
Supplies and Materials	-	-	-	-	-
Other Objects	-	-	-	-	-
Total Summer School - Support Services	-	-	-	-	-
Total Summer School	-	-	-	-	-

**PATERSON PUBLIC SCHOOLS
 BLENDED RESOURCE FUND 15
 SCHEDULE OF BLENDED EXPENDITURES-BUDGET AND ACTUAL
 FOR THE FISCAL YEAR ENDED JUNE 30, 2009**

<u>School: No. 2</u>	Original Budget	Budget Transfers	Final Budget	Actual	Variance Final to Actual
Other Special Schools - Instruction					
Salaries of Teachers	-	-	-	-	-
Other Salaries for Instruction	-	-	-	-	-
Purchased Professional and Technical Services	-	-	-	-	-
Other Purchased Services (400-500 series)	-	-	-	-	-
General Supplies	-	-	-	-	-
Textbooks	-	-	-	-	-
Other Objects	-	-	-	-	-
Total Other Special Schools - Instruction	-	-	-	-	-
Other Special Schools - Support Services					
Salaries	-	-	-	-	-
Personal Services - Employee Benefits	-	-	-	-	-
Purchased Professional and Technical Services	-	-	-	-	-
Other Purchased Services (400-500 series)	-	-	-	-	-
Supplies and Materials	-	-	-	-	-
Other Objects	-	-	-	-	-
Total Other Special Schools - Support Services	-	-	-	-	-
Total Other Special Schools	-	-	-	-	-
Accred. Even./Adult H.S./Post-Grad.-Inst.					
Salaries of Teachers	-	-	-	-	-
Other Salaries for Instruction	-	-	-	-	-
Purchased Professional and Technical Services	-	-	-	-	-
Other Purchased Services (400-500 series)	-	-	-	-	-
General Supplies	-	-	-	-	-
Textbooks	-	-	-	-	-
Other Objects	-	-	-	-	-
Total Accred. Even./Adult H.S./Post-Grad.-Inst.	-	-	-	-	-
Accred. Even./Adult H.S./Post-Grad.-Supp. Service					
Salaries	-	-	-	-	-
Personal Services - Employee Benefits	-	-	-	-	-
Purchased Professional and Technical Services	-	-	-	-	-
Other Purchased Services (400-500 series)	-	-	-	-	-
Supplies and Materials	-	-	-	-	-
Other Objects	-	-	-	-	-
Total Accred. Even./Adult H.S./Post-Grad.-Supp. Service	-	-	-	-	-
Total Accred. Even./Adult H.S./Post-Grad.	-	-	-	-	-
Adult Education-Local-Instruction					
Salaries of Teachers	-	-	-	-	-
Other Salaries for Instruction	-	-	-	-	-
Purchased Professional and Technical Services	-	-	-	-	-
Other Purchased Services (400-500 series)	-	-	-	-	-
General Supplies	-	-	-	-	-
Textbooks	-	-	-	-	-
Other Objects	-	-	-	-	-
Total Adult Education-Local-Instruction	-	-	-	-	-
Adult Education-Local-Support Serv.					
Salaries	-	-	-	-	-
Personal Services - Employee Benefits	-	-	-	-	-
Purchased Professional and Technical Services	-	-	-	-	-
Other Purchased Services (400-500 series)	-	-	-	-	-
Supplies and Materials	-	-	-	-	-
Other Objects	-	-	-	-	-
Total Adult Education-Local-Support Serv.	-	-	-	-	-
Total Adult Education-Local	-	-	-	-	-

**PATERSON PUBLIC SCHOOLS
 BLENDED RESOURCE FUND 15
 SCHEDULE OF BLENDED EXPENDITURES-BUDGET AND ACTUAL
 FOR THE FISCAL YEAR ENDED JUNE 30, 2009**

<u>School: No. 2</u>	<u>Original Budget</u>	<u>Budget Transfers</u>	<u>Final Budget</u>	<u>Actual</u>	<u>Variance Final to Actual</u>
Vocational Evening-Local-Instruction					
Salaries of Teachers	-	-	-	-	-
Other Salaries for Instruction	-	-	-	-	-
Purchased Professional and Technical Services	-	-	-	-	-
Other Purchased Services (400-500 series)	-	-	-	-	-
General Supplies	-	-	-	-	-
Textbooks	-	-	-	-	-
Other Objects	-	-	-	-	-
Total Vocational Evening-Local-Instruction	-	-	-	-	-
Vocational Evening-Local-Support Serv.					
Salaries	-	-	-	-	-
Personal Services - Employee Benefits	-	-	-	-	-
Purchased Professional and Technical Services	-	-	-	-	-
Other Purchased Services (400-500 series)	-	-	-	-	-
Supplies and Materials	-	-	-	-	-
Other Objects	-	-	-	-	-
Total Vocational Evening-Local-Support Serv.	-	-	-	-	-
Total Vocational Evening-Local	-	-	-	-	-
Even.-Sch.-Foreign-Born-Local-Inst.					
Salaries of Teachers	-	-	-	-	-
Other Salaries for Instruction	-	-	-	-	-
Purchased Professional and Technical Services	-	-	-	-	-
Other Purchased Services (400-500 series)	-	-	-	-	-
General Supplies	-	-	-	-	-
Textbooks	-	-	-	-	-
Other Objects	-	-	-	-	-
Total Even.-Sch.-Foreign-Born-Local-Inst.	-	-	-	-	-
Even.-Sch.-Foreign-Born-Local-Sup. Serv.					
Salaries	-	-	-	-	-
Personal Services - Employee Benefits	-	-	-	-	-
Purchased Professional and Technical Services	-	-	-	-	-
Other Purchased Services (400-500 series)	-	-	-	-	-
Supplies and Materials	-	-	-	-	-
Other Objects	-	-	-	-	-
Total Even.-Sch.-Foreign-Born-Local-Sup. Serv.	-	-	-	-	-
Total Even.-Sch.-Foreign-Born-Local	-	-	-	-	-
TOTAL SPECIAL SCHOOLS	-	-	-	-	-
Transfer of Funds to Charter Schools	-	-	-	-	-
TOTAL SCHOOL BASED EXPENDITURES	\$ 6,766,019	\$ (245,684)	\$ 6,520,335	\$ 5,998,345	\$ 521,990
Other Financing Sources:					
Operating Transfer In	6,766,019	(245,684)	6,520,335	5,998,345	521,990
Operating Transfer Out:					
Transfer to Food Service Fund - Board Contribution	-	-	-	-	-
Capital Leases (non-budgeted)	-	-	-	-	-
Total Other Financing Sources:	6,766,019	(245,684)	6,520,335	5,998,345	521,990
Excess (Deficiency) of Other Financing Sources Over (Under) Expenditures and Other Financing (Uses)	-	-	-	-	-
Fund Balance, July 1	-	-	-	-	-
Fund Balance, June 30	\$ -	\$ -	\$ -	\$ -	\$ -

**PATERSON PUBLIC SCHOOLS
 BLENDED RESOURCE FUND 15
 SCHEDULE OF BLENDED EXPENDITURES-BUDGET AND ACTUAL
 FOR THE FISCAL YEAR ENDED JUNE 30, 2009**

<u>School: No. 3</u>	Original Budget	Budget Transfers	Final Budget	Actual	Variance Final to Actual
REGULAR PROGRAMS - INSTRUCTION					
Regular Programs - Instruction					
Kindergarten - Salaries of Teachers	\$ 1	-	\$ 1		\$ 1
Grades 1-5 - Salaries of Teachers	813,243	\$ 16,745	829,988	829,988	-
Grades 6-8 - Salaries of Teachers	631,317	(46,073)	585,244	585,244	-
Grades 9-12 - Salaries of Teachers	-	-	-	-	-
Regular Programs - Home Instruction:					
Salaries of Teachers	-	-	-	-	-
Other Salaries for Instruction	-	-	-	-	-
Purchased Professional -Educational Services	-	-	-	-	-
Purchased Technical Services	-	-	-	-	-
Other Purchased Services (400-500 series)	-	-	-	-	-
General Supplies	-	-	-	-	-
Textbooks	-	-	-	-	-
Other Objects	-	-	-	-	-
Regular Programs - Undistributed Instruction					
Other Salaries for Instruction	-	-	-	-	-
Purchased Professional-Educational Services	-	-	-	-	-
Purchased Technical Services	-	-	-	-	-
Other Purchased Services (400-500 series)	-	-	-	-	-
General Supplies	65,368	-	65,368	65,204	164
Textbooks	6,798	-	6,798	5,899	899
Other Objects	-	-	-	-	-
TOTAL REGULAR PROGRAMS - INSTRUCTION	<u>1,516,727</u>	<u>(29,328)</u>	<u>1,487,399</u>	<u>1,486,335</u>	<u>1,064</u>
SPECIAL EDUCATION - INSTRUCTION					
Cognitive - Mild:					
Salaries of Teachers	-	-	-	-	-
Other Salaries for Instruction	-	-	-	-	-
Purchased Professional-Educational Services	-	-	-	-	-
Purchased Technical Services	-	-	-	-	-
Other Purchased Services (400-500 series)	-	-	-	-	-
General Supplies	-	-	-	-	-
Textbooks	-	-	-	-	-
Other Objects	-	-	-	-	-
Total Cognitive - Mild	<u>-</u>	<u>-</u>	<u>-</u>	<u>-</u>	<u>-</u>
Cognitive - Moderate:					
Salaries of Teachers	-	-	-	-	-
Other Salaries for Instruction	-	-	-	-	-
Purchased Professional-Educational Services	-	-	-	-	-
Purchased Technical Services	-	-	-	-	-
Other Purchased Services (400-500 series)	-	-	-	-	-
General Supplies	-	-	-	-	-
Textbooks	-	-	-	-	-
Other Objects	-	-	-	-	-
Total Cognitive - Moderate	<u>-</u>	<u>-</u>	<u>-</u>	<u>-</u>	<u>-</u>

**PATERSON PUBLIC SCHOOLS
 BLENDED RESOURCE FUND 15
 SCHEDULE OF BLENDED EXPENDITURES-BUDGET AND ACTUAL
 FOR THE FISCAL YEAR ENDED JUNE 30, 2009**

<u>School: No. 3</u>	Original Budget	Budget Transfers	Final Budget	Actual	Variance Final to Actual
Learning and/or Language Disabilities:					
Salaries of Teachers	-	-	-	-	-
Other Salaries for Instruction	-	-	-	-	-
Purchased Professional-Educational Services	-	-	-	-	-
Purchased Technical Services	-	-	-	-	-
Other Purchased Services (400-500 series)	-	-	-	-	-
General Supplies	-	-	-	-	-
Textbooks	-	-	-	-	-
Other Objects	-	-	-	-	-
Total Learning and/or Language Disabilities	-	-	-	-	-
Visual Impairments:					
Salaries of Teachers	-	-	-	-	-
Other Salaries for Instruction	-	-	-	-	-
Purchased Professional-Educational Services	-	-	-	-	-
Purchased Technical Services	-	-	-	-	-
Other Purchased Services (400-500 series)	-	-	-	-	-
General Supplies	-	-	-	-	-
Textbooks	-	-	-	-	-
Other Objects	-	-	-	-	-
Total Visual Impairments	-	-	-	-	-
Auditory Impairments:					
Salaries of Teachers	-	-	-	-	-
Other Salaries for Instruction	-	-	-	-	-
Purchased Professional-Educational Services	-	-	-	-	-
Purchased Technical Services	-	-	-	-	-
Other Purchased Services (400-500 series)	-	-	-	-	-
General Supplies	-	-	-	-	-
Textbooks	-	-	-	-	-
Other Objects	-	-	-	-	-
Total Auditory Impairments	-	-	-	-	-
Behavioral Disabilities:					
Salaries of Teachers	-	-	-	-	-
Other Salaries for Instruction	-	-	-	-	-
Purchased Professional-Educational Services	-	-	-	-	-
Purchased Technical Services	-	-	-	-	-
Other Purchased Services (400-500 series)	-	-	-	-	-
General Supplies	-	-	-	-	-
Textbooks	-	-	-	-	-
Other Objects	-	-	-	-	-
Total Behavioral Disabilities	-	-	-	-	-
Multiple Disabilities:					
Salaries of Teachers	-	-	-	-	-
Other Salaries for Instruction	-	-	-	-	-
Purchased Professional-Educational Services	-	-	-	-	-
Purchased Technical Services	-	-	-	-	-
Other Purchased Services (400-500 series)	-	-	-	-	-
General Supplies	-	-	-	-	-
Textbooks	-	-	-	-	-
Other Objects	-	-	-	-	-
Total Multiple Disabilities	-	-	-	-	-

**PATERSON PUBLIC SCHOOLS
 BLENDED RESOURCE FUND 15
 SCHEDULE OF BLENDED EXPENDITURES-BUDGET AND ACTUAL
 FOR THE FISCAL YEAR ENDED JUNE 30, 2009**

<u>School: No. 3</u>	Original Budget	Budget Transfers	Final Budget	Actual	Variance Final to Actual
Resource Room/Resource Center:					
Salaries of Teachers	\$ 400,277	-	\$ 400,277	\$ 398,677	\$ 1,600
Other Salaries for Instruction	-	-	-	-	-
Purchased Professional-Educational Services	-	-	-	-	-
Purchased Technical Services	-	-	-	-	-
Other Purchased Services (400-500 series)	-	-	-	-	-
General Supplies	17,808	-	17,808	14,227	3,581
Textbooks	240	-	240	237	3
Other Objects	-	-	-	-	-
Total Resource Room/Resource Center	418,325	-	418,325	413,141	5,184
Autism:					
Salaries of Teachers	-	-	-	-	-
Other Salaries for Instruction	-	-	-	-	-
Purchased Professional-Educational Services	-	-	-	-	-
Purchased Technical Services	-	-	-	-	-
Other Purchased Services (400-500 series)	-	-	-	-	-
General Supplies	-	-	-	-	-
Textbooks	-	-	-	-	-
Other Objects	-	-	-	-	-
Total Autism	-	-	-	-	-
Preschool Disabilities - Part-Time:					
Salaries of Teachers	-	-	-	-	-
Other Salaries for Instruction	-	-	-	-	-
Purchased Professional-Educational Services	-	-	-	-	-
Purchased Technical Services	-	-	-	-	-
Other Purchased Services (400-500 series)	-	-	-	-	-
General Supplies	-	-	-	-	-
Textbooks	-	-	-	-	-
Other Objects	-	-	-	-	-
Total Preschool Disabilities - Part-Time	-	-	-	-	-
Preschool Disabilities - Full-Time:					
Salaries of Teachers	-	-	-	-	-
Other Salaries for Instruction	-	-	-	-	-
Purchased Professional-Educational Services	-	-	-	-	-
Purchased Technical Services	-	-	-	-	-
Other Purchased Services (400-500 series)	-	-	-	-	-
General Supplies	-	-	-	-	-
Textbooks	-	-	-	-	-
Other Objects	-	-	-	-	-
Total Preschool Disabilities - Full-Time:	-	-	-	-	-
Home Instruction:					
Salaries of Teachers	-	-	-	-	-
Other Salaries for Instruction	-	-	-	-	-
Purchased Professional-Educational Services	-	-	-	-	-
Purchased Technical Services	-	-	-	-	-
Other Purchased Services (400-500 series)	-	-	-	-	-
General Supplies	-	-	-	-	-
Textbooks	-	-	-	-	-
Other Objects	-	-	-	-	-
Total Home Instruction	-	-	-	-	-

Continued

**PATERSON PUBLIC SCHOOLS
 BLENDED RESOURCE FUND 15
 SCHEDULE OF BLENDED EXPENDITURES-BUDGET AND ACTUAL
 FOR THE FISCAL YEAR ENDED JUNE 30, 2009**

<u>School: No. 3</u>	Original Budget	Budget Transfers	Final Budget	Actual	Variance Final to Actual
Cognitive - Severe:					
Salaries of Teachers	-	-	-	-	-
Other Salaries for Instruction	-	-	-	-	-
Purchased Professional-Educational Services	-	-	-	-	-
Purchased Technical Services	-	-	-	-	-
Other Purchased Services (400-500 series)	-	-	-	-	-
General Supplies	-	-	-	-	-
Textbooks	-	-	-	-	-
Other Objects	-	-	-	-	-
Total Cognitive - Severe	-	-	-	-	-
TOTAL SPECIAL EDUCATION - INSTRUCTION	\$ 418,325	-	\$ 418,325.0	\$ 413,141.0	\$ 5,184.0
Basic Skills/Remedial - Instruction					
Salaries of Teachers	-	-	-	-	-
Other Salaries for Instruction	-	-	-	-	-
Purchased Professional-Educational Services	-	-	-	-	-
Purchased Technical Services	-	-	-	-	-
Other Purchased Services (400-500 series)	-	-	-	-	-
General Supplies	-	-	-	-	-
Textbooks	-	-	-	-	-
Other Objects	-	-	-	-	-
Total Basic Skills/Remedial - Instruction	-	-	-	-	-
Bilingual Education - Instruction					
Salaries of Teachers	693,236	-	693,236	675,151	18,085
Other Salaries for Instruction	115,139	-	115,139	113,853	1,286
Purchased Professional-Educational Services	-	-	-	-	-
Purchased Technical Services	-	-	-	-	-
Other Purchased Services (400-500 series)	-	-	-	-	-
General Supplies	54,900	-	54,900	53,631	1,269
Textbooks	1,500	-	1,500	1,429	71
Other Objects	-	-	-	-	-
Total Bilingual Education - Instruction	864,775	-	864,775	844,064	20,711
Vocational Programs - Local - Instruction					
Salaries of Teachers	-	-	-	-	-
Other Salaries for Instruction	-	-	-	-	-
Purchased Professional-Educational Services	-	-	-	-	-
Purchased Technical Services	-	-	-	-	-
Other Purchased Services (400-500 series)	-	-	-	-	-
General Supplies	-	-	-	-	-
Textbooks	-	-	-	-	-
Other Objects	-	-	-	-	-
Total Vocational Programs - Local - Instruction	-	-	-	-	-
School-Spon. Cocurricular Actvts. - Inst.					
Salaries	-	-	-	-	-
Purchased Services (300-500 series)	-	-	-	-	-
Supplies and Materials	-	-	-	-	-
Other Objects	-	-	-	-	-
Transfers to Cover Deficit (Agency Funds)	-	-	-	-	-
Total School-Spon. Cocurricular Actvts. - Inst.	-	-	-	-	-

**PATERSON PUBLIC SCHOOLS
 BLENDED RESOURCE FUND 15
 SCHEDULE OF BLENDED EXPENDITURES-BUDGET AND ACTUAL
 FOR THE FISCAL YEAR ENDED JUNE 30, 2009**

<u>School: No. 3</u>	Original Budget	Budget Transfers	Final Budget	Actual	Variance Final to Actual
School-Spon. Cocurricular Athletics - Inst.					
Salaries	-	-	-	-	-
Purchased Services (300-500 series)	-	-	-	-	-
Supplies and Materials	-	-	-	-	-
Other Objects	-	-	-	-	-
Transfers to Cover Deficit (Agency Funds)	-	-	-	-	-
Total School-Spon. Cocurricular Athletics - Inst.	-	-	-	-	-
Other Instructional Programs - Instruction					
Salaries	-	-	-	-	-
Purchased Services (300-500 series)	-	-	-	-	-
Supplies and Materials	-	-	-	-	-
Other Objects	-	-	-	-	-
Transfers to Cover Deficit (Agency Funds)	-	-	-	-	-
Total Other Instructional Programs - Instruction	-	-	-	-	-
Community Services Programs/Operations					
Salaries	-	-	-	-	-
Purchased Services (300-500 series)	-	-	-	-	-
Supplies and Materials	-	-	-	-	-
Other Objects	-	-	-	-	-
Transfers to Cover Deficit (Agency Funds)	-	-	-	-	-
Total Community Services/Operations	-	-	-	-	-
Total Instruction	\$ 2,799,827	\$ (29,328)	\$ 2,770,499	\$ 2,743,540	\$ 26,959
Undistributed Expenditures - Instruction:					
Tuition to Other LEAs Within the State - Regular	-	-	-	-	-
Tuition to Other LEAs Within the Stat - Special	-	-	-	-	-
Tuition to County Voc. School Dist. - Regular	-	-	-	-	-
Tuition to County Voc. School Dist. - Special	-	-	-	-	-
Tuition to CSSD & Regional Day Schools	-	-	-	-	-
Tuition to Private Schools for the Disabled - Within State	-	-	-	-	-
Tuition to Private Schools for the Disabled & Oth LEAS - Spl, O/S	-	-	-	-	-
Tuition - State Facilities	-	-	-	-	-
Tuition - Other	-	-	-	-	-
Total Undistributed Expenditures - Instruction:	-	-	-	-	-
Undistributed Expend. - Attend. & Social Work					
Salaries	16,900	-	16,900	14,828	2,072
Purchased Professional and Technical Services	-	-	-	-	-
Other Purchased Services (400-500 series)	-	-	-	-	-
Supplies and Materials	400	-	400	395	5
Other Objects	-	-	-	-	-
Total Undistributed Expend. - Attend. & Social Work	17,300	-	17,300	15,223	2,077
Undistributed Expenditures - Health Services					
Salaries	90,751	-	90,751	90,751	-
Purchased Professional and Technical Services	-	-	-	-	-
Other Purchased Services (400-500 series)	-	-	-	-	-
Supplies and Materials	450	476	926	447	479
Other Objects	-	-	-	-	-
Total Undistributed Expenditures - Health Services	91,201	476	91,677	91,198	479
Undist. Expend. - Other Supp. Serv. Students - Related Serv.					
Salaries	-	-	-	-	-
Purchased Professional - Educational Services	-	-	-	-	-
Supplies and Materials	-	-	-	-	-
Other Objects	-	-	-	-	-
Total Undist. Expend. - Other Supp. Serv. Students - Related Serv.	-	-	-	-	-

Continued

**PATERSON PUBLIC SCHOOLS
 BLENDED RESOURCE FUND 15
 SCHEDULE OF BLENDED EXPENDITURES-BUDGET AND ACTUAL
 FOR THE FISCAL YEAR ENDED JUNE 30, 2009**

<u>School: No. 3</u>	Original Budget	Budget Transfers	Final Budget	Actual	Variance Final to Actual
Undist. Expend. - Other Supp. Serv. Students - Extra Serv.					
Salaries	-	-	-	-	-
Purchased Professional - Educational Services	-	-	-	-	-
Supplies and Materials	-	-	-	-	-
Other Objects	-	-	-	-	-
Total Undist. Expend. - Other Supp. Serv. Students - Extra Serv.	-	-	-	-	-
Undist. Expend. - Other Supp. Serv. Students-Reg.					
Salaries	\$ 96,431	\$ (16,400)	\$ 80,031	\$ 78,697	\$ 1,334
Salaries of Secretarial and Clerical Assistants	-	-	-	-	-
Other Salaries	-	-	-	-	-
Purchased Professional - Educational Services	-	-	-	-	-
Other Purchased Prof. and Tech. Services	-	-	-	-	-
Other Purchased Services (400-500 series)	-	-	-	-	-
Supplies and Materials	333	-	333	333	-
Other Objects	-	-	-	-	-
Total Undist. Expend. - Other Supp. Serv. Students-Reg.	96,764	(16,400)	80,364	79,030	1,334
Undist. Expend. - Other Supp. Serv. Students -Spl.					
Salaries of Other Professional Staff	-	-	-	-	-
Salaries of Secretarial and Clerical Assistants	-	-	-	-	-
Other Salaries	-	-	-	-	-
Purchased Professional - Educational Services	-	-	-	-	-
Other Purchased Prof. and Tech. Services	-	-	-	-	-
Residential Costs	-	-	-	-	-
Mis. Pur. Serv.(400-500 series O/than Residential)	-	-	-	-	-
Supplies and Materials	-	-	-	-	-
Other Objects	-	-	-	-	-
Total Undist. Expend. - Other Supp. Serv. Students -Spl.	-	-	-	-	-
Undist. Expend. - Improvement of Inst. Serv.					
Salaries of Supervisor of Instruction	-	-	-	-	-
Salaries of Other Professional Staff	98,343	-	98,343	98,343	-
Salaries of Secr and Clerical Assist.	-	-	-	-	-
Other Salaries	-	-	-	-	-
Purchased Prof- Educational Services	-	-	-	-	-
Other Purch Prof. and Tech. Services	-	-	-	-	-
Other Purch Services (400-500)	-	-	-	-	-
Supplies and Materials	2,135	-	2,135	450	1,685
Other Objects	-	-	-	-	-
Total Undist. Expend. - Improvement of Inst. Serv.	100,478	-	100,478	98,793	1,685
Undist. Expend. - Edu. Media Serv./Sch. Library					
Salaries	151,555	700	152,255	152,255	-
Purchased Professional and Technical Services	-	-	-	-	-
Other Purchased Services (400-500 series)	-	-	-	-	-
Supplies and Materials	15,800	-	15,800	15,795	5
Other Objects	-	-	-	-	-
Total Undist. Expend. - Edu. Media Serv./Sch. Library	167,355	700	168,055	168,050	5

Continued

**PATERSON PUBLIC SCHOOLS
 BLENDED RESOURCE FUND 15
 SCHEDULE OF BLENDED EXPENDITURES-BUDGET AND ACTUAL
 FOR THE FISCAL YEAR ENDED JUNE 30, 2009**

<u>School: No. 3</u>	Original Budget	Budget Transfers	Final Budget	Actual	Variance Final to Actual
Undist. Expend. - Instructional Staff Training Serv.					
Salaries of Supervisors of Instruction	-	-	-	-	-
Salaries of Other Professional Staff	-	-	-	-	-
Salaries of Secretarial and Clerical Assist	-	-	-	-	-
Other Salaries	-	-	-	-	-
Purchased Professional - Educational Servic	-	-	-	-	-
Other Purchased Prof. and Tech. Services	-	-	-	-	-
Other Purchased Services (400-500 series)	-	-	-	-	-
Supplies and Materials	\$ 1,034	-	\$ 1,034	\$ 802	\$ 232
Other Objects	-	-	-	-	-
Total Undist. Expend. - Instructional Staff Training Serv.	1,034	-	1,034	802	232
Undist. Expend. - Supp. Serv. - General Admin.					
Salaries	-	-	-	-	-
Legal Services	-	-	-	-	-
Other Purchased Professional Services	-	-	-	-	-
Purchased Technical Services	-	-	-	-	-
Communications/Telephone	-	-	-	-	-
Other Purchased Services (400-500 series)	-	-	-	-	-
Supplies and Materials	-	-	-	-	-
Judgements Against The School District	-	-	-	-	-
Miscellaneous Expenditures	-	-	-	-	-
Total Undist. Expend. - Supp. Serv. - General Admin.	-	-	-	-	-
Undist. Expend. - Support Serv. - School Admin.					
Salaries of Principals/Assistant Principals	220,390	-	220,390	220,390	-
Salaries of Other Professional Staff	-	-	-	-	-
Salaries of Secretarial and Clerical Assistants	32,962	-	32,962	32,238	724
Other Salaries	-	-	-	-	-
Purchased Professional and Technical Services	-	-	-	-	-
Other Purchased Services (400-500 series)	-	\$ 490	490	-	490
Supplies and Materials	4,800	(490)	4,310	3,977	333
Other Objects	-	-	-	-	-
Total Undist. Expend. - Support Serv. - School Admin.	258,152	-	258,152	256,605	1,547
Undist. Expend. -Allowable Maintenance for School Facilities					
Salaries	-	-	-	-	-
Cleaning, Repair, and Maintenance Services	-	-	-	-	-
General Supplies	-	-	-	-	-
Other Objects	-	-	-	-	-
Total Undist. Expend. -Allowable Maintenance for School Facilities	-	-	-	-	-
Undist. Expend. - Oth. Oper. & Maint. of Plant					
Salaries	-	-	-	-	-
Purchased Professional and Technical Services	-	-	-	-	-
Cleaning, Repair and Maintenance Services	-	-	-	-	-
Rental of land & Building Other than Lease Purchases	-	-	-	-	-
Other Purchased Property Services	-	-	-	-	-
Insurance	-	-	-	-	-
Miscellaneous Purchased Services	-	-	-	-	-
General Supplies	-	-	-	-	-
Energy (Energy and Electricity)	-	-	-	-	-
Other Objects	-	-	-	-	-
Total Undist. Expend. - Other Oper. & Maint. Of Plant	-	-	-	-	-
Total Undist. Expend. - Oper. & Maint. Of Plant	-	-	-	-	-

Continued

**PATERSON PUBLIC SCHOOLS
 BLENDED RESOURCE FUND 15
 SCHEDULE OF BLENDED EXPENDITURES-BUDGET AND ACTUAL
 FOR THE FISCAL YEAR ENDED JUNE 30, 2009**

<u>School: No. 3</u>	<u>Original Budget</u>	<u>Budget Transfers</u>	<u>Final Budget</u>	<u>Actual</u>	<u>Variance Final to Actual</u>
Undist. Expend. - Student Transportation Serv.					
Sal. For Pup. Trans. (Bet. Home and School) - Regular	-	-	-	-	-
Sal. For Pup. Trans. (Bet. Home and School) - Special	-	-	-	-	-
Sal. For Pup. Trans. (Other than Bet. Home and School)	-	-	-	-	-
Management Fees - ESC & CTSA Transportation Programs	-	-	-	-	-
Other Purchased Professional and Technical Services	-	-	-	-	-
Cleaning, Repair and Maintenance Services	-	-	-	-	-
Rental Payments - School Buses	-	-	-	-	-
Lease Purchase Payments - School Buses	-	-	-	-	-
Contract Services - (Between Home and School) - Vendors	-	-	-	-	-
Contr Serv (Oth. than Bet Home & Sch)-Vend	-	\$ 4,810	\$ 4,810	\$ 4,748	\$ 62
Contract Services - (Between Home and Sch) - Joint Agrmts	-	-	-	-	-
Contr Serv (Spl. Ed. Students) - Vendors	-	-	-	-	-
Contr Serv (Spl. Ed. Students) - Joint Agrmt	-	-	-	-	-
Contr Serv (Regular Students) - ESCs & CTSA	-	-	-	-	-
Contr Serv (Spl. Ed. Students) - ESCs & CTSA	-	-	-	-	-
Contr Serv. - Aid in Lieu Payments	-	-	-	-	-
Misc. Purchased Serv. - Transportation	-	-	-	-	-
Supplies and Materials	-	-	-	-	-
Miscellaneous Expenditures	-	-	-	-	-
Total Undist. Expend. - Student Transportation Serv.	-	4,810	4,810	4,748	62
Undist. Expend. - Business and Other Support Serv.					
Increase in Sale/Lease-back Reserve	-	-	-	-	-
Salaries	-	-	-	-	-
Purchased Professional Services	-	-	-	-	-
Purchased Technical Services	-	-	-	-	-
Other Purchased Services (400-500 series Oth Residential Costs)	-	-	-	-	-
Sale/Lease-back Payments	-	-	-	-	-
Supplies and Materials	-	-	-	-	-
Interest on Current Loan	-	-	-	-	-
Interest on Lease Purchase Agreements	-	-	-	-	-
Miscellaneous Expenditures	-	-	-	-	-
Total Undist. Expend. - Business and Other Support Serv.	-	-	-	-	-
UNALLOCATED BENEFITS					
Group Insurance	-	-	-	-	-
Social Security Contributions	265,061	(229,374)	35,687	31,288	4,399
T.P.A.F. Contributions - ERIP	-	-	-	-	-
Other Retirement Contributions - Regular	-	-	-	-	-
Other Retirement Contributions - ERIP	-	-	-	-	-
Unemployment Compensation	-	-	-	-	-
Workmen's Compensation	-	-	-	-	-
Health Benefits	665,932	-	665,932	610,041	55,891
Tuition Reimbursement	-	-	-	-	-
Other Employee Benefits	-	-	-	-	-
TOTAL UNALLOCATED BENEFITS	930,993	(229,374)	701,619	641,329	60,290
On-behalf TPAF pension Contributions (non-budgeted)	-	-	-	-	-
Reimbursed TPAF Social Security Contributions (non-budgeted)	-	-	-	-	-
TOTAL ON-BEHALF CONTRIBUTIONS	-	-	-	-	-
TOTAL PERSONAL SERVICES - EMPLOYEE BENEFITS	930,993	(229,374)	701,619	641,329	60,290

Continued

**PATERSON PUBLIC SCHOOLS
 BLENDED RESOURCE FUND 15
 SCHEDULE OF BLENDED EXPENDITURES-BUDGET AND ACTUAL
 FOR THE FISCAL YEAR ENDED JUNE 30, 2009**

<u>School: No. 3</u>	<u>Original Budget</u>	<u>Budget Transfers</u>	<u>Final Budget</u>	<u>Actual</u>	<u>Variance Final to Actual</u>
Undistributed Expenditures - Food Services					
Transfers to Cover Deficit (Enterprise Fund)	-	-	-	-	-
TOTAL UNDISTRIBUTED EXPENDITURES	\$ 1,663,277	\$ (239,788)	\$ 1,423,489	\$ 1,355,778	\$ 67,711
TOTAL SCHOOL BASED BUDGET CURRENT EXPENSE	4,463,104	(269,116)	4,193,988	4,099,318	94,670
CAPITAL OUTLAY					
Equipment					
Regular Program - Instruction:					
Kindergarten	-	-	-	-	-
Grades 1-5	-	-	-	-	-
Grades 6-8	-	-	-	-	-
Grades 9-12	-	-	-	-	-
Home Instruction	-	-	-	-	-
Special Education - Instruction:					
Cognitive - Mild	-	-	-	-	-
Cognitive - Moderate	-	-	-	-	-
Learning and/or Language Disabilities	-	-	-	-	-
Visual Impairments	-	-	-	-	-
Auditory Impairments	-	-	-	-	-
Behavioral Disabilities	-	-	-	-	-
Multiple Disabilities	-	-	-	-	-
Resource Room/Resource Center	-	-	-	-	-
Autism	-	-	-	-	-
Preschool Disabilities - Part-Time	-	-	-	-	-
Preschool Disabilities - Full-Time	-	-	-	-	-
Home Instruction	-	-	-	-	-
Cognitive - Severe	-	-	-	-	-
Basic Skills/Remedial - Instruction	-	-	-	-	-
Bilingual Education - Instruction	-	-	-	-	-
Vocational Programs - Local - Instruction	-	-	-	-	-
School-Sponsored and Other Instructional Program	-	-	-	-	-
Undistributed Expenditures - Instruction	-	-	-	-	-
Undist.Expend.-Support Serv.-Students - Reg.	-	-	-	-	-
Undist.Expend.-Support Serv. - Related & Extraordinary	-	-	-	-	-
Undist.Expend.-Support Serv.-Students - Special	-	-	-	-	-
Undist.Expend.-Support Serv. - Inst. Staff	-	-	-	-	-
Undistributed Expenditures - General Admin.	-	-	-	-	-
Undistributed Expenditures - School Admin.	-	-	-	-	-
Undistributed Expenditures - Operation of Plant Services	-	-	-	-	-
Undistributed Expenditures - Student Trans. - Non Inst. Equip	-	-	-	-	-
School Buses - Regular	-	-	-	-	-
School Buses - Special	-	-	-	-	-
Undistributed Expenditures - Business/Other Support Serv.	-	-	-	-	-
Undistributed Expenditures - Non Inst. Serv.	-	-	-	-	-
Special Schools (All Programs)	-	-	-	-	-
Total Equipment	-	-	-	-	-

**PATERSON PUBLIC SCHOOLS
 BLENDED RESOURCE FUND 15
 SCHEDULE OF BLENDED EXPENDITURES-BUDGET AND ACTUAL
 FOR THE FISCAL YEAR ENDED JUNE 30, 2009**

<u>School: No. 3</u>	Original Budget	Budget Transfers	Final Budget	Actual	Variance Final to Actual
Facilities Acquisition and Construction Services					
Salaries	-	-	-	-	-
Legal Services	-	-	-	-	-
Other Purchased Prof. and Tech. Services	-	-	-	-	-
Construction Services	-	-	-	-	-
General Supplies	-	-	-	-	-
Land and Improvements	-	-	-	-	-
Lease Purchase Agreements - Principal	-	-	-	-	-
Buildings Other than Lease Purchase Agreement	-	-	-	-	-
Other Objects	-	-	-	-	-
Facilities Grant - Transfer to Special Revenue	-	-	-	-	-
Total Facilities Acquisition and Construction Services	-	-	-	-	-
Capital Reserve - Transfer to Capital Projects	-	-	-	-	-
Capital Reserve - Transfer to Debt Service	-	-	-	-	-
Assets Acquired Under Capital Leases (non-budgeted)					
Undistributed Expenditures:					
General Administration	-	-	-	-	-
School Administration	-	-	-	-	-
Assets Acquired Under Capital Leases (non-budgeted)	-	-	-	-	-
TOTAL CAPITAL OUTLAY	-	-	-	-	-
SPECIAL SCHOOLS					
Summer School - Instruction					
Salaries of Teachers	-	-	-	-	-
Other Salaries for Instruction	-	-	-	-	-
Purchased Professional and Technical Services	-	-	-	-	-
Other Purchased Services (400-500 series)	-	-	-	-	-
General Supplies	-	-	-	-	-
Textbooks	-	-	-	-	-
Other Objects	-	-	-	-	-
Total Summer School - Instruction	-	-	-	-	-
Summer School - Support Services					
Salaries	-	-	-	-	-
Personal Services - Employee Benefits	-	-	-	-	-
Purchased Professional and Technical Services	-	-	-	-	-
Other Purchased Services (400-500 series)	-	-	-	-	-
Supplies and Materials	-	-	-	-	-
Other Objects	-	-	-	-	-
Total Summer School - Support Services	-	-	-	-	-
Total Summer School	-	-	-	-	-
Other Special Schools - Instruction					
Salaries of Teachers	-	-	-	-	-
Other Salaries for Instruction	-	-	-	-	-
Purchased Professional and Technical Services	-	-	-	-	-
Other Purchased Services (400-500 series)	-	-	-	-	-
General Supplies	-	-	-	-	-
Textbooks	-	-	-	-	-
Other Objects	-	-	-	-	-
Total Other Special Schools - Instruction	-	-	-	-	-

Continued

**PATERSON PUBLIC SCHOOLS
 BLENDED RESOURCE FUND 15
 SCHEDULE OF BLENDED EXPENDITURES-BUDGET AND ACTUAL
 FOR THE FISCAL YEAR ENDED JUNE 30, 2009**

<u>School: No. 3</u>	<u>Original Budget</u>	<u>Budget Transfers</u>	<u>Final Budget</u>	<u>Actual</u>	<u>Variance Final to Actual</u>
Other Special Schools - Support Services					
Salaries	-	-	-	-	-
Personal Services - Employee Benefits	-	-	-	-	-
Purchased Professional and Technical Services	-	-	-	-	-
Other Purchased Services (400-500 series)	-	-	-	-	-
Supplies and Materials	-	-	-	-	-
Other Objects	-	-	-	-	-
Total Other Special Schools - Support Services	-	-	-	-	-
Total Other Special Schools	-	-	-	-	-
Accred. Even./Adult H.S./Post-Grad.-Inst.					
Salaries of Teachers	-	-	-	-	-
Other Salaries for Instruction	-	-	-	-	-
Purchased Professional and Technical Services	-	-	-	-	-
Other Purchased Services (400-500 series)	-	-	-	-	-
General Supplies	-	-	-	-	-
Textbooks	-	-	-	-	-
Other Objects	-	-	-	-	-
Total Accred. Even./Adult H.S./Post-Grad.-Inst.	-	-	-	-	-
Accred. Even./Adult H.S./Post-Grad.-Supp. Service					
Salaries	-	-	-	-	-
Personal Services - Employee Benefits	-	-	-	-	-
Purchased Professional and Technical Services	-	-	-	-	-
Other Purchased Services (400-500 series)	-	-	-	-	-
Supplies and Materials	-	-	-	-	-
Other Objects	-	-	-	-	-
Total Accred. Even./Adult H.S./Post-Grad.-Supp. Service	-	-	-	-	-
Total Accred. Even./Adult H.S./Post-Grad.	-	-	-	-	-
Adult Education-Local-Instruction					
Salaries of Teachers	-	-	-	-	-
Other Salaries for Instruction	-	-	-	-	-
Purchased Professional and Technical Services	-	-	-	-	-
Other Purchased Services (400-500 series)	-	-	-	-	-
General Supplies	-	-	-	-	-
Textbooks	-	-	-	-	-
Other Objects	-	-	-	-	-
Total Adult Education-Local-Instruction	-	-	-	-	-
Adult Education-Local -Support Serv.					
Salaries	-	-	-	-	-
Personal Services - Employee Benefits	-	-	-	-	-
Purchased Professional and Technical Services	-	-	-	-	-
Other Purchased Services (400-500 series)	-	-	-	-	-
Supplies and Materials	-	-	-	-	-
Other Objects	-	-	-	-	-
Total Adult Education-Local -Support Serv.	-	-	-	-	-
Total Adult Education-Local	-	-	-	-	-

**PATERSON PUBLIC SCHOOLS
 BLENDED RESOURCE FUND 15
 SCHEDULE OF BLENDED EXPENDITURES-BUDGET AND ACTUAL
 FOR THE FISCAL YEAR ENDED JUNE 30, 2009**

<u>School: No. 3</u>	Original Budget	Budget Transfers	Final Budget	Actual	Variance Final to Actual
Vocational Evening-Local-Instruction					
Salaries of Teachers	-	-	-	-	-
Other Salaries for Instruction	-	-	-	-	-
Purchased Professional and Technical Services	-	-	-	-	-
Other Purchased Services (400-500 series)	-	-	-	-	-
General Supplies	-	-	-	-	-
Textbooks	-	-	-	-	-
Other Objects	-	-	-	-	-
Total Vocational Evening-Local-Instruction	-	-	-	-	-
Vocational Evening-Local-Support Serv.					
Salaries	-	-	-	-	-
Personal Services - Employee Benefits	-	-	-	-	-
Purchased Professional and Technical Services	-	-	-	-	-
Other Purchased Services (400-500 series)	-	-	-	-	-
Supplies and Materials	-	-	-	-	-
Other Objects	-	-	-	-	-
Total Vocational Evening-Local-Support Serv.	-	-	-	-	-
Total Vocational Evening-Local	-	-	-	-	-
Even.-Sch.-Foreign-Born-Local-Inst.					
Salaries of Teachers	-	-	-	-	-
Other Salaries for Instruction	-	-	-	-	-
Purchased Professional and Technical Services	-	-	-	-	-
Other Purchased Services (400-500 series)	-	-	-	-	-
General Supplies	-	-	-	-	-
Textbooks	-	-	-	-	-
Other Objects	-	-	-	-	-
Total Even.-Sch.-Foreign-Born-Local-Inst.	-	-	-	-	-
Even.-Sch.-Foreign-Born-Local-Sup. Serv.					
Salaries	-	-	-	-	-
Personal Services - Employee Benefits	-	-	-	-	-
Purchased Professional and Technical Services	-	-	-	-	-
Other Purchased Services (400-500 series)	-	-	-	-	-
Supplies and Materials	-	-	-	-	-
Other Objects	-	-	-	-	-
Total Even.-Sch.-Foreign-Born-Local-Sup. Serv.	-	-	-	-	-
Total Even.-Sch.-Foreign-Born-Local	-	-	-	-	-
TOTAL SPECIAL SCHOOLS					
Transfer of Funds to Charter Schools	-	-	-	-	-
TOTAL SCHOOL BASED EXPENDITURES	\$ 4,463,104	\$ (269,116)	\$ 4,193,988	\$ 4,099,318	\$ 94,670
Other Financing Sources:					
Operating Transfer In	4,463,104	(269,116)	4,193,988	4,099,318	94,670
Operating Transfer Out:					
Transfer to Food Service Fund - Board Contribution	-	-	-	-	-
Capital Leases (non-budgeted)	-	-	-	-	-
Total Other Financing Sources:	4,463,104	(269,116)	4,193,988	4,099,318	94,670
Excess (Deficiency) of Other Financing Sources Over (Under) Expenditures and Other Financing (Uses)	-	-	-	-	-
Fund Balance, July 1	-	-	-	-	-
Fund Balance, June 30	\$ -	\$ -	\$ -	\$ -	\$ -

Continued

**PATERSON PUBLIC SCHOOLS
 BLENDED RESOURCE FUND 15
 SCHEDULE OF BLENDED EXPENDITURES-BUDGET AND ACTUAL
 FOR THE FISCAL YEAR ENDED JUNE 30, 2009**

<u>School: No. 4</u>	<u>Original Budget</u>	<u>Budget Transfers</u>	<u>Final Budget</u>	<u>Actual</u>	<u>Variance Final to Actual</u>
REGULAR PROGRAMS - INSTRUCTION					
Regular Programs - Instruction					
Kindergarten - Salaries of Teachers	-	-	-	-	-
Grades 1-5 - Salaries of Teachers	\$ 581,978	\$ 125,944	\$ 707,922	\$ 695,195	\$ 12,727
Grades 6-8 - Salaries of Teachers	1,450,707	(68,862)	1,381,845	1,381,845	-
Grades 9-12 - Salaries of Teachers	-	-	-	-	-
Regular Programs - Home Instruction:					
Salaries of Teachers	-	-	-	-	-
Other Salaries for Instruction	-	-	-	-	-
Purchased Professional -Educational Services	-	-	-	-	-
Purchased Technical Services	-	-	-	-	-
Other Purchased Services (400-500 series)	-	-	-	-	-
General Supplies	-	-	-	-	-
Textbooks	-	-	-	-	-
Other Objects	-	-	-	-	-
Regular Programs - Undistributed Instruction					
Other Salaries for Instruction	-	-	-	-	-
Purchased Professional-Educational Services	37,000	-	37,000	37,000	-
Purchased Technical Services	-	-	-	-	-
Other Purchased Services (400-500 series)	-	-	-	-	-
General Supplies	61,112	-	61,112	60,834	278
Textbooks	12,000	-	12,000	7,108	4,892
Other Objects	-	2,779	2,779	-	2,779
TOTAL REGULAR PROGRAMS - INSTRUCTION	2,142,797	59,861	2,202,658	2,181,982	20,676
SPECIAL EDUCATION - INSTRUCTION					
Cognitive - Mild:					
Salaries of Teachers	137,695	-	137,695	64,302	73,393
Other Salaries for Instruction	41,340	750	42,090	42,090	-
Purchased Professional-Educational Services	-	-	-	-	-
Purchased Technical Services	-	-	-	-	-
Other Purchased Services (400-500 series)	-	-	-	-	-
General Supplies	1,600	-	1,600	1,579	21
Textbooks	400	-	400	-	400
Other Objects	-	-	-	-	-
Total Cognitive - Mild	181,035	750	181,785	107,971	73,814
Cognitive - Moderate:					
Salaries of Teachers	-	-	-	-	-
Other Salaries for Instruction	-	-	-	-	-
Purchased Professional-Educational Services	-	-	-	-	-
Purchased Technical Services	-	-	-	-	-
Other Purchased Services (400-500 series)	-	-	-	-	-
General Supplies	-	-	-	-	-
Textbooks	-	-	-	-	-
Other Objects	-	-	-	-	-
Total Cognitive - Moderate	-	-	-	-	-

PATERSON PUBLIC SCHOOLS
BLENDED RESOURCE FUND 15
SCHEDULE OF BLENDED EXPENDITURES-BUDGET AND ACTUAL
FOR THE FISCAL YEAR ENDED JUNE 30, 2009

<u>School: No. 4</u>	<u>Original Budget</u>	<u>Budget Transfers</u>	<u>Final Budget</u>	<u>Actual</u>	<u>Variance Final to Actual</u>
Learning and/or Language Disabilities:					
Salaries of Teachers	\$ 393,534	-	\$ 393,534	\$ 392,534	\$ 1,000
Other Salaries for Instruction	165,691	-	165,691	102,420	63,271
Purchased Professional-Educational Services		-			-
Purchased Technical Services		-			-
Other Purchased Services (400-500 series)		-			-
General Supplies	8,500	-	8,500	8,307	193
Textbooks	1,500	-	1,500	1,040	460
Other Objects	-	-	-	-	-
Total Learning and/or Language Disabilities	569,225	-	569,225	504,301	64,924
Visual Impairments:					
Salaries of Teachers	-	-	-	-	-
Other Salaries for Instruction	-	-	-	-	-
Purchased Professional-Educational Services	-	-	-	-	-
Purchased Technical Services	-	-	-	-	-
Other Purchased Services (400-500 series)	-	-	-	-	-
General Supplies	-	-	-	-	-
Textbooks	-	-	-	-	-
Other Objects	-	-	-	-	-
Total Visual Impairments	-	-	-	-	-
Auditory Impairments:					
Salaries of Teachers	-	-	-	-	-
Other Salaries for Instruction	-	-	-	-	-
Purchased Professional-Educational Services	-	-	-	-	-
Purchased Technical Services	-	-	-	-	-
Other Purchased Services (400-500 series)	-	-	-	-	-
General Supplies	-	-	-	-	-
Textbooks	-	-	-	-	-
Other Objects	-	-	-	-	-
Total Auditory Impairments	-	-	-	-	-
Behavioral Disabilities:					
Salaries of Teachers	-	-	-	-	-
Other Salaries for Instruction	-	-	-	-	-
Purchased Professional-Educational Services	-	-	-	-	-
Purchased Technical Services	-	-	-	-	-
Other Purchased Services (400-500 series)	-	-	-	-	-
General Supplies	-	-	-	-	-
Textbooks	-	-	-	-	-
Other Objects	-	-	-	-	-
Total Behavioral Disabilities	-	-	-	-	-
Multiple Disabilities:					
Salaries of Teachers	-	-	-	-	-
Other Salaries for Instruction	-	-	-	-	-
Purchased Professional-Educational Services	-	-	-	-	-
Purchased Technical Services	-	-	-	-	-
Other Purchased Services (400-500 series)	-	-	-	-	-
General Supplies	-	-	-	-	-
Textbooks	-	-	-	-	-
Other Objects	-	-	-	-	-
Total Multiple Disabilities	-	-	-	-	-

Continued

PATERSON PUBLIC SCHOOLS
BLENDED RESOURCE FUND 15
SCHEDULE OF BLENDED EXPENDITURES-BUDGET AND ACTUAL
FOR THE FISCAL YEAR ENDED JUNE 30, 2009

<u>School: No. 4</u>	<u>Original Budget</u>	<u>Budget Transfers</u>	<u>Final Budget</u>	<u>Actual</u>	<u>Variance Final to Actual</u>
Resource Room/Resource Center:					
Salaries of Teachers	\$ 352,682	-	\$ 352,682	\$ 351,182	\$ 1,500
Other Salaries for Instruction		-			-
Purchased Professional-Educational Services		-			-
Purchased Technical Services		-			-
Other Purchased Services (400-500 series)		-			-
General Supplies	1,500	-	1,500	1,455	45
Textbooks	500	-	500	498	2
Other Objects		-			-
Total Resource Room/Resource Center	<u>354,682</u>	<u>-</u>	<u>354,682</u>	<u>353,135</u>	<u>1,547</u>
Autism:					
Salaries of Teachers	-	-	-	-	-
Other Salaries for Instruction	-	-	-	-	-
Purchased Professional-Educational Services	-	-	-	-	-
Purchased Technical Services	-	-	-	-	-
Other Purchased Services (400-500 series)	-	-	-	-	-
General Supplies	-	-	-	-	-
Textbooks	-	-	-	-	-
Other Objects	-	-	-	-	-
Total Autism	<u>-</u>	<u>-</u>	<u>-</u>	<u>-</u>	<u>-</u>
Preschool Disabilities - Part-Time:					
Salaries of Teachers	-	-	-	-	-
Other Salaries for Instruction	-	-	-	-	-
Purchased Professional-Educational Services	-	-	-	-	-
Purchased Technical Services	-	-	-	-	-
Other Purchased Services (400-500 series)	-	-	-	-	-
General Supplies	-	-	-	-	-
Textbooks	-	-	-	-	-
Other Objects	-	-	-	-	-
Total Preschool Disabilities - Part-Time	<u>-</u>	<u>-</u>	<u>-</u>	<u>-</u>	<u>-</u>
Preschool Disabilities - Full-Time:					
Salaries of Teachers	-	-	-	-	-
Other Salaries for Instruction	-	-	-	-	-
Purchased Professional-Educational Services	-	-	-	-	-
Purchased Technical Services	-	-	-	-	-
Other Purchased Services (400-500 series)	-	-	-	-	-
General Supplies	-	-	-	-	-
Textbooks	-	-	-	-	-
Other Objects	-	-	-	-	-
Total Preschool Disabilities - Full-Time:	<u>-</u>	<u>-</u>	<u>-</u>	<u>-</u>	<u>-</u>
Home Instruction:					
Salaries of Teachers	-	-	-	-	-
Other Salaries for Instruction	-	-	-	-	-
Purchased Professional-Educational Services	-	-	-	-	-
Purchased Technical Services	-	-	-	-	-
Other Purchased Services (400-500 series)	-	-	-	-	-
General Supplies	-	-	-	-	-
Textbooks	-	-	-	-	-
Other Objects	-	-	-	-	-
Total Home Instruction	<u>-</u>	<u>-</u>	<u>-</u>	<u>-</u>	<u>-</u>

Continued

**PATERSON PUBLIC SCHOOLS
 BLENDED RESOURCE FUND 15
 SCHEDULE OF BLENDED EXPENDITURES-BUDGET AND ACTUAL
 FOR THE FISCAL YEAR ENDED JUNE 30, 2009**

<u>School: No. 4</u>	<u>Original Budget</u>	<u>Budget Transfers</u>	<u>Final Budget</u>	<u>Actual</u>	<u>Variance Final to Actual</u>
Cognitive - Severe:					
Salaries of Teachers	-	-	-	-	-
Other Salaries for Instruction	-	-	-	-	-
Purchased Professional-Educational Services	-	-	-	-	-
Purchased Technical Services	-	-	-	-	-
Other Purchased Services (400-500 series)	-	-	-	-	-
General Supplies	-	-	-	-	-
Textbooks	-	-	-	-	-
Other Objects	-	-	-	-	-
Total Cognitive - Severe	-	-	-	-	-
TOTAL SPECIAL EDUCATION - INSTRUCTION	\$ 1,104,942	\$ 750	\$ 1,105,692	\$ 965,407	\$ 140,285
Basic Skills/Remedial - Instruction					
Salaries of Teachers	-	-	-	-	-
Other Salaries for Instruction	-	-	-	-	-
Purchased Professional-Educational Services	-	-	-	-	-
Purchased Technical Services	-	-	-	-	-
Other Purchased Services (400-500 series)	-	-	-	-	-
General Supplies	-	-	-	-	-
Textbooks	-	-	-	-	-
Other Objects	-	-	-	-	-
Total Basic Skills/Remedial - Instruction	-	-	-	-	-
Bilingual Education - Instruction					
Salaries of Teachers	155,799	-	155,799	154,280	1,519
Other Salaries for Instruction	-	-	-	-	-
Purchased Professional-Educational Services	-	-	-	-	-
Purchased Technical Services	-	-	-	-	-
Other Purchased Services (400-500 series)	-	-	-	-	-
General Supplies	500	-	500	404	96
Textbooks	250	-	250	211	39
Other Objects	-	-	-	-	-
Total Bilingual Education - Instruction	156,549	-	156,549	154,895	1,654
Vocational Programs - Local - Instruction					
Salaries of Teachers	-	-	-	-	-
Other Salaries for Instruction	-	-	-	-	-
Purchased Professional-Educational Services	-	-	-	-	-
Purchased Technical Services	-	-	-	-	-
Other Purchased Services (400-500 series)	-	-	-	-	-
General Supplies	-	-	-	-	-
Textbooks	-	-	-	-	-
Other Objects	-	-	-	-	-
Total Vocational Programs - Local - Instruction	-	-	-	-	-
School-Spon. Cocurricular Actvts. - Inst.					
Salaries	-	-	-	-	-
Purchased Services (300-500 series)	-	-	-	-	-
Supplies and Materials	-	-	-	-	-
Other Objects	-	-	-	-	-
Transfers to Cover Deficit (Agency Funds)	-	-	-	-	-
Total School-Spon. Cocurricular Actvts. - Inst.	-	-	-	-	-
School-Spon. Cocurricular Athletics - Inst.					
Salaries	-	-	-	-	-
Purchased Services (300-500 series)	-	-	-	-	-
Supplies and Materials	-	-	-	-	-
Other Objects	-	-	-	-	-
Transfers to Cover Deficit (Agency Funds)	-	-	-	-	-
Total School-Spon. Cocurricular Athletics - Inst.	-	-	-	-	-

Continued

PATERSON PUBLIC SCHOOLS
BLENDED RESOURCE FUND 15
SCHEDULE OF BLENDED EXPENDITURES-BUDGET AND ACTUAL
FOR THE FISCAL YEAR ENDED JUNE 30, 2009

<u>School: No. 4</u>	<u>Original Budget</u>	<u>Budget Transfers</u>	<u>Final Budget</u>	<u>Actual</u>	<u>Variance Final to Actual</u>
Other Instructional Programs - Instruction					
Salaries	-	-	-	-	-
Purchased Services (300-500 series)	-	-	-	-	-
Supplies and Materials	-	-	-	-	-
Other Objects	-	-	-	-	-
Transfers to Cover Deficit (Agency Funds)	-	-	-	-	-
Total Other Instructional Programs - Instruction	-	-	-	-	-
Community Services Programs/Operations					
Salaries	-	-	-	-	-
Purchased Services (300-500 series)	-	-	-	-	-
Supplies and Materials	-	-	-	-	-
Other Objects	-	-	-	-	-
Transfers to Cover Deficit (Agency Funds)	-	-	-	-	-
Total Community Services/Operations	-	-	-	-	-
Total Instruction	\$ 3,404,288	\$ 60,611	\$ 3,464,899	\$ 3,302,284	\$ 162,615
Undistributed Expenditures - Instruction:					
Tuition to Other LEAs Within the State - Regular	-	-	-	-	-
Tuition to Other LEAs Within the Stat - Special	-	-	-	-	-
Tuition to County Voc. School Dist. - Regular	-	-	-	-	-
Tuition to County Voc. School Dist. - Special	-	-	-	-	-
Tuition to CSSD & Regional Day Schools	-	-	-	-	-
Tuition to Private Schools for the Disabled - Within State	-	-	-	-	-
Tuition to Private Schools for the Disabled & Oth LEAS - Spl, O/S	-	-	-	-	-
Tuition - State Facilities	-	-	-	-	-
Tuition - Other	-	-	-	-	-
Total Undistributed Expenditures - Instruction:	-	-	-	-	-
Undistributed Expend. - Attend. & Social Work					
Salaries	114,307	(96,758)	17,549	16,346	1,203
Purchased Professional and Technical Services	-	-	-	-	-
Other Purchased Services (400-500 series)	-	500	500	200	300
Supplies and Materials	650	(350)	300	-	300
Other Objects	-	-	-	-	-
Total Undistributed Expend. - Attend. & Social Work	114,957	(96,608)	18,349	16,546	1,803
Undistributed Expenditures - Health Services					
Salaries	91,879	-	91,879	91,479	400
Purchased Professional and Technical Services	-	-	-	-	-
Other Purchased Services (400-500 series)	-	-	-	-	-
Supplies and Materials	-	-	-	-	-
Other Objects	-	-	-	-	-
Total Undistributed Expenditures - Health Services	91,879	-	91,879	91,479	400
Undist. Expend. - Other Supp. Serv. Students - Related Serv.					
Salaries	-	-	-	-	-
Purchased Professional - Educational Services	-	-	-	-	-
Supplies and Materials	-	-	-	-	-
Other Objects	-	-	-	-	-
Total Undist. Expend. - Other Supp. Serv. Students - Related Serv.	-	-	-	-	-
Undist. Expend. - Other Supp. Serv. Students - Extra Serv.					
Salaries	-	-	-	-	-
Purchased Professional - Educational Services	-	-	-	-	-
Supplies and Materials	-	-	-	-	-
Other Objects	-	-	-	-	-
Total Undist. Expend. - Other Supp. Serv. Students - Extra Serv.	-	-	-	-	-

Continued

PATERSON PUBLIC SCHOOLS
BLENDED RESOURCE FUND 15
SCHEDULE OF BLENDED EXPENDITURES-BUDGET AND ACTUAL
FOR THE FISCAL YEAR ENDED JUNE 30, 2009

<u>School: No. 4</u>	<u>Original Budget</u>	<u>Budget Transfers</u>	<u>Final Budget</u>	<u>Actual</u>	<u>Variance Final to Actual</u>
Undist. Expend. - Other Supp. Serv. Students-Reg.					
Salaries	\$ 101,463	\$ (40,000)	\$ 61,463	\$ 51,268	\$ 10,195
Salaries of Secretarial and Clerical Assistants	-	-	-	-	-
Other Salaries	-	-	-	-	-
Purchased Professional - Educational Services	-	-	-	-	-
Other Purchased Prof. and Tech. Services	-	-	-	-	-
Other Purchased Services (400-500 series)	-	-	-	-	-
Supplies and Materials	1,000	-	1,000	-	1,000
Other Objects	-	-	-	-	-
Total Undist. Expend. - Other Supp. Serv. Students-Reg.	102,463	(40,000)	62,463	51,268	11,195
Undist. Expend. - Other Supp. Serv. Students -Spl.					
Salaries of Other Professional Staff	-	-	-	-	-
Salaries of Secretarial and Clerical Assistants	-	-	-	-	-
Other Salaries	-	-	-	-	-
Purchased Professional - Educational Services	-	-	-	-	-
Other Purchased Prof. and Tech. Services	-	-	-	-	-
Residential Costs	-	-	-	-	-
Mis. Pur. Serv.(400-500 series O/than Residential)	-	-	-	-	-
Supplies and Materials	-	-	-	-	-
Other Objects	-	-	-	-	-
Total Undist. Expend. - Other Supp. Serv. Students -Spl.	-	-	-	-	-
Undist. Expend. - Improvement of Inst. Serv.					
Salaries of Supervisor of Instruction	-	-	-	-	-
Salaries of Other Professional Staff	56,928	16,981	73,909	73,909	-
Salaries of Secr and Clerical Assist.	-	-	-	-	-
Other Salaries	-	-	-	-	-
Purchased Prof- Educational Services	-	-	-	-	-
Other Purch Prof. and Tech. Services	-	-	-	-	-
Other Purch Services (400-500)	-	-	-	-	-
Supplies and Materials	-	-	-	-	-
Other Objects	-	-	-	-	-
Total Undist. Expend. - Improvement of Inst. Serv.	56,928	16,981	73,909	73,909	-
Undist. Expend. - Edu. Media Serv./Sch. Library					
Salaries	201,367	(44,414)	156,953	156,953	-
Purchased Professional and Technical Services	1,000	-	1,000	-	1,000
Other Purchased Services (400-500 series)	599	-	599	599	-
Supplies and Materials	11,000	-	11,000	5,350	5,650
Other Objects	-	-	-	-	-
Total Undist. Expend. - Edu. Media Serv./Sch. Library	213,966	(44,414)	169,552	162,902	6,650
Undist. Expend. - Instructional Staff Training Serv.					
Salaries of Supervisors of Instruction	-	-	-	-	-
Salaries of Other Professional Staff	-	-	-	-	-
Salaries of Secretarial and Clerical Assist	-	-	-	-	-
Other Salaries	-	-	-	-	-
Purchased Professional - Educational Serv	-	-	-	-	-
Other Purchased Prof. and Tech. Services	-	-	-	-	-
Other Purchased Services (400-500 series)	-	-	-	-	-
Supplies and Materials	-	-	-	-	-
Other Objects	-	-	-	-	-
Total Undist. Expend. - Instructional Staff Training Serv.	-	-	-	-	-

Continued

**PATERSON PUBLIC SCHOOLS
 BLENDED RESOURCE FUND 15
 SCHEDULE OF BLENDED EXPENDITURES-BUDGET AND ACTUAL
 FOR THE FISCAL YEAR ENDED JUNE 30, 2009**

<u>School: No. 4</u>	<u>Original Budget</u>	<u>Budget Transfers</u>	<u>Final Budget</u>	<u>Actual</u>	<u>Variance Final to Actual</u>
Undist. Expend. - Supp. Serv. - General Admin.					
Salaries	-	-	-	-	-
Legal Services	-	-	-	-	-
Other Purchased Professional Services	-	-	-	-	-
Purchased Technical Services	-	-	-	-	-
Communications/Telephone	-	-	-	-	-
Other Purchased Services (400-500 series)	-	-	-	-	-
Supplies and Materials	-	-	-	-	-
Judgements Against The School District	-	-	-	-	-
Miscellaneous Expenditures	-	-	-	-	-
Total Undist. Expend. - Supp. Serv. - General Admin.	-	-	-	-	-
Undist. Expend. - Support Serv. - School Admin.					
Salaries of Principals/Assistant Principals	\$ 209,748	\$ 900	\$ 210,648	\$ 210,648	-
Salaries of Other Professional Staff	-	-	-	-	-
Salaries of Secretarial and Clerical Assistants	27,584	-	27,584	24,158	\$ 3,426
Other Salaries	-	-	-	-	-
Purchased Professional and Technical Services	-	-	-	-	-
Other Purchased Services (400-500 series)	-	-	-	-	-
Supplies and Materials	2,000	-	2,000	1,878	122
Other Objects	1,000	-	1,000	-	1,000
Total Undist. Expend. - Support Serv. - School Admin.	240,332	900	241,232	236,684	4,548
Undist. Expend. -Allowable Maintenance for School Facilities					
Salaries	-	-	-	-	-
Cleaning, Repair, and Maintenance Services	-	-	-	-	-
General Supplies	-	-	-	-	-
Other Objects	-	-	-	-	-
Total Undist. Expend. -Allowable Maintenance for School Facilities	-	-	-	-	-
Undist. Expend. - Oth. Oper. & Maint. of Plant					
Salaries	-	-	-	-	-
Purchased Professional and Technical Services	-	-	-	-	-
Cleaning, Repair and Maintenance Services	-	-	-	-	-
Rental of land & Building Other than Lease Purchases	-	-	-	-	-
Other Purchased Property Services	-	-	-	-	-
Insurance	-	-	-	-	-
Miscellaneous Purchased Services	-	-	-	-	-
General Supplies	-	-	-	-	-
Energy (Energy and Electricity)	-	-	-	-	-
Other Objects	-	-	-	-	-
Total Undist. Expend. - Other Oper. & Maint. Of Plant	-	-	-	-	-
Total Undist. Expend. - Oper. & Maint. Of Plant	-	-	-	-	-

PATERSON PUBLIC SCHOOLS
BLENDED RESOURCE FUND 15
SCHEDULE OF BLENDED EXPENDITURES-BUDGET AND ACTUAL
FOR THE FISCAL YEAR ENDED JUNE 30, 2009

<u>School: No. 4</u>	<u>Original Budget</u>	<u>Budget Transfers</u>	<u>Final Budget</u>	<u>Actual</u>	<u>Variance Final to Actual</u>
Undist. Expend. - Student Transportation Serv.					
Sal. For Pup.Trans. (Bet. Home and School) - Regular	-	-	-	-	-
Sal. For Pup.Trans. (Bet. Home and School) - Special	-	-	-	-	-
Sal. For Pup. Trans. (Other than Bet. Home and School)	-	-	-	-	-
Management Fees - ESC & CTSA Transportation Programs	-	-	-	-	-
Other Purchased Professional and Technical Services	-	-	-	-	-
Cleaning, Repair and Maintenance Services	-	-	-	-	-
Rental Payments - School Buses	-	-	-	-	-
Lease Purchase Payments - School Buses	-	-	-	-	-
Contract Services - (Between Home and School) - Vendors	-	-	-	-	-
Contr Serv (Oth. than Bet Home & Sch)-Vend	-	\$ 2,145	\$ 2,145	\$ 570	\$ 1,575
Contract Services - (Between Home and Sch) - Joint Agrmts	-	-	-	-	-
Contr Serv (Spl. Ed. Students) - Vendors	-	-	-	-	-
Contr Serv (Spl. Ed. Students) - Joint Agrmt	-	-	-	-	-
Contr Serv (Regular Students) - ESCs & CTSA	-	-	-	-	-
Contr Serv (Spl. Ed. Students) - ESCs & CTSA	-	-	-	-	-
Contr Serv. - Aid in Lieu Payments	-	-	-	-	-
Misc. Purchased Serv. - Transportation	-	-	-	-	-
Supplies and Materials	-	-	-	-	-
Miscellaneous Expenditures	-	-	-	-	-
Total Undist. Expend. - Student Transportation Serv.	-	2,145	2,145	570	1,575
Undist. Expend. - Business and Other Support Serv.					
Increase in Sale/Lease-back Reserve	-	-	-	-	-
Salaries	-	-	-	-	-
Purchased Professional Services	-	-	-	-	-
Purchased Technical Services	-	-	-	-	-
Other Purchased Services (400-500 series Oth Residential Costs)	-	-	-	-	-
Sale/Lease-back Payments	-	-	-	-	-
Supplies and Materials	-	-	-	-	-
Interest on Current Loan	-	-	-	-	-
Interest on Lease Purchase Agreements	-	-	-	-	-
Miscellaneous Expenditures	-	-	-	-	-
Total Undist. Expend. - Business and Other Support Serv.	-	-	-	-	-
UNALLOCATED BENEFITS					
Group Insurance	-	-	-	-	-
Social Security Contributions	\$ 49,898	-	49,898	33,923	15,975
T.P.A.F. Contributions - ERIP	-	-	-	-	-
Other Retirement Contributions - Regular	-	-	-	-	-
Other Retirement Contributions - ERIP	-	-	-	-	-
Unemployment Compensation	-	-	-	-	-
Workmen's Compensation	-	-	-	-	-
Health Benefits	726,497	-	726,497	656,126	70,371
Tuition Reimbursement	-	-	-	-	-
Other Employee Benefits	-	350	350	300	50
TOTAL UNALLOCATED BENEFITS	776,395	350	776,745	690,349	86,396
On-behalf TPAF pension Contributions (non-budgeted)	-	-	-	-	-
Reimbursed TPAF Social Security Contributions (non-budgeted)	-	-	-	-	-
TOTAL ON-BEHALF CONTRIBUTIONS	-	-	-	-	-
TOTAL PERSONAL SERVICES - EMPLOYEE BENEFITS	776,395	350	776,745	690,349	86,396
Undistributed Expenditures - Food Services					
Transfers to Cover Deficit (Enterprise Fund)	-	-	-	-	-
TOTAL UNDISTRIBUTED EXPENDITURES	1,596,920	(160,646)	1,436,274	1,323,707	112,567
TOTAL SCHOOL BASED BUDGET CURRENT EXPENSE	5,001,208	(100,035)	4,901,173	4,625,991	275,182

Continued

**PATERSON PUBLIC SCHOOLS
 BLENDED RESOURCE FUND 15
 SCHEDULE OF BLENDED EXPENDITURES-BUDGET AND ACTUAL
 FOR THE FISCAL YEAR ENDED JUNE 30, 2009**

<u>School: No. 4</u>	<u>Original Budget</u>	<u>Budget Transfers</u>	<u>Final Budget</u>	<u>Actual</u>	<u>Variance Final to Actual</u>
CAPITAL OUTLAY					
Equipment					
Regular Program - Instruction:					
Kindergarten	-	-	-	-	-
Grades 1-5	-	-	-	-	-
Grades 6-8	-	-	-	-	-
Grades 9-12	-	-	-	-	-
Home Instruction	-	-	-	-	-
Special Education - Instruction:					
Cognitive - Mild	-	-	-	-	-
Cognitive - Moderate	-	-	-	-	-
Learning and/or Language Disabilities	-	-	-	-	-
Visual Impairments	-	-	-	-	-
Auditory Impairments	-	-	-	-	-
Behavioral Disabilities	-	-	-	-	-
Multiple Disabilities	-	-	-	-	-
Resource Room/Resource Center	-	-	-	-	-
Autism	-	-	-	-	-
Preschool Disabilities - Part-Time	-	-	-	-	-
Preschool Disabilities - Full-Time	-	-	-	-	-
Home Instruction	-	-	-	-	-
Cognitive - Severe	-	-	-	-	-
Basic Skills/Remedial - Instruction	-	-	-	-	-
Bilingual Education - Instruction	-	-	-	-	-
Vocational Programs - Local - Instruction	-	-	-	-	-
School-Sponsored and Other Instructional Program	-	-	-	-	-
Undistributed Expenditures - Instruction	-	-	-	-	-
Undist.Expend.-Support Serv.-Students - Reg.	-	-	-	-	-
Undist.Expend.-Support Serv. - Related & Extraordinary	-	-	-	-	-
Undist.Expend.-Support Serv.-Students - Special	-	-	-	-	-
Undist.Expend.-Support Serv. - Inst. Staff	-	-	-	-	-
Undistributed Expenditures - General Admin.	-	-	-	-	-
Undistributed Expenditures - School Admin.	-	-	-	-	-
Undistributed Expenditures - Operation of Plant Services	-	-	-	-	-
Undistributed Expenditures - Student Trans. - Non Inst. Equip	-	-	-	-	-
School Buses - Regular	-	-	-	-	-
School Buses - Special	-	-	-	-	-
Undistributed Expenditures - Business/Other Support Serv.	-	-	-	-	-
Undistributed Expenditures - Non Inst. Serv.	-	-	-	-	-
Special Schools (All Programs)	-	-	-	-	-
Total Equipment	-	-	-	-	-
Facilities Acquisition and Construction Services					
Salaries	-	-	-	-	-
Legal Services	-	-	-	-	-
Other Purchased Prof. and Tech. Services	-	-	-	-	-
Construction Services	-	-	-	-	-
General Supplies	-	-	-	-	-
Land and Improvements	-	-	-	-	-
Lease Purchase Agreements - Principal	-	-	-	-	-
Buildings Other than Lease Purchase Agreement	-	-	-	-	-
Other Objects	-	-	-	-	-
Facilities Grant - Transfer to Special Revenue	-	-	-	-	-
Total Facilities Acquisition and Construction Services	-	-	-	-	-
Capital Reserve - Transfer to Capital Projects	-	-	-	-	-
Capital Reserve - Transfer to Debt Service	-	-	-	-	-
Assets Acquired Under Capital Leases (non-budgeted)					

PATERSON PUBLIC SCHOOLS
BLENDED RESOURCE FUND 15
SCHEDULE OF BLENDED EXPENDITURES-BUDGET AND ACTUAL
FOR THE FISCAL YEAR ENDED JUNE 30, 2009

<u>School: No. 4</u>	<u>Original Budget</u>	<u>Budget Transfers</u>	<u>Final Budget</u>	<u>Actual</u>	<u>Variance Final to Actual</u>
Undistributed Expenditures:					
General Administration	-	-	-	-	-
School Administration	-	-	-	-	-
Assets Acquired Under Capital Leases (non-budgeted)	-	-	-	-	-
TOTAL CAPITAL OUTLAY	-	-	-	-	-
SPECIAL SCHOOLS					
Summer School - Instruction					
Salaries of Teachers	-	-	-	-	-
Other Salaries for Instruction	-	-	-	-	-
Purchased Professional and Technical Services	-	-	-	-	-
Other Purchased Services (400-500 series)	-	-	-	-	-
General Supplies	-	-	-	-	-
Textbooks	-	-	-	-	-
Other Objects	-	-	-	-	-
Total Summer School - Instruction	-	-	-	-	-
Summer School - Support Services					
Salaries	-	-	-	-	-
Personal Services - Employee Benefits	-	-	-	-	-
Purchased Professional and Technical Services	-	-	-	-	-
Other Purchased Services (400-500 series)	-	-	-	-	-
Supplies and Materials	-	-	-	-	-
Other Objects	-	-	-	-	-
Total Summer School - Support Services	-	-	-	-	-
Total Summer School	-	-	-	-	-
Other Special Schools - Instruction					
Salaries of Teachers	-	-	-	-	-
Other Salaries for Instruction	-	-	-	-	-
Purchased Professional and Technical Services	-	-	-	-	-
Other Purchased Services (400-500 series)	-	-	-	-	-
General Supplies	-	-	-	-	-
Textbooks	-	-	-	-	-
Other Objects	-	-	-	-	-
Total Other Special Schools - Instruction	-	-	-	-	-
Other Special Schools - Support Services					
Salaries	-	-	-	-	-
Personal Services - Employee Benefits	-	-	-	-	-
Purchased Professional and Technical Services	-	-	-	-	-
Other Purchased Services (400-500 series)	-	-	-	-	-
Supplies and Materials	-	-	-	-	-
Other Objects	-	-	-	-	-
Total Other Special Schools - Support Services	-	-	-	-	-
Total Other Special Schools	-	-	-	-	-
Accred. Even./Adult H.S./Post-Grad.-Inst.					
Salaries of Teachers	-	-	-	-	-
Other Salaries for Instruction	-	-	-	-	-
Purchased Professional and Technical Services	-	-	-	-	-
Other Purchased Services (400-500 series)	-	-	-	-	-
General Supplies	-	-	-	-	-
Textbooks	-	-	-	-	-
Other Objects	-	-	-	-	-
Total Accred. Even./Adult H.S./Post-Grad.-Inst.	-	-	-	-	-

Continued

**PATERSON PUBLIC SCHOOLS
 BLENDED RESOURCE FUND 15
 SCHEDULE OF BLENDED EXPENDITURES-BUDGET AND ACTUAL
 FOR THE FISCAL YEAR ENDED JUNE 30, 2009**

<u>School: No. 4</u>	Original Budget	Budget Transfers	Final Budget	Actual	Variance Final to Actual
Accred. Even./Adult H.S./Post-Grad.-Supp. Service					
Salaries	-	-	-	-	-
Personal Services - Employee Benefits	-	-	-	-	-
Purchased Professional and Technical Services	-	-	-	-	-
Other Purchased Services (400-500 series)	-	-	-	-	-
Supplies and Materials	-	-	-	-	-
Other Objects	-	-	-	-	-
Total Accred. Even./Adult H.S./Post-Grad.-Supp. Service	-	-	-	-	-
Total Accred. Even./Adult H.S./Post-Grad.	-	-	-	-	-
Adult Education-Local-Instruction					
Salaries of Teachers	-	-	-	-	-
Other Salaries for Instruction	-	-	-	-	-
Purchased Professional and Technical Services	-	-	-	-	-
Other Purchased Services (400-500 series)	-	-	-	-	-
General Supplies	-	-	-	-	-
Textbooks	-	-	-	-	-
Other Objects	-	-	-	-	-
Total Adult Education-Local-Instruction	-	-	-	-	-
Adult Education-Local -Support Serv.					
Salaries	-	-	-	-	-
Personal Services - Employee Benefits	-	-	-	-	-
Purchased Professional and Technical Services	-	-	-	-	-
Other Purchased Services (400-500 series)	-	-	-	-	-
Supplies and Materials	-	-	-	-	-
Other Objects	-	-	-	-	-
Total Adult Education-Local -Support Serv.	-	-	-	-	-
Total Adult Education-Local	-	-	-	-	-
Vocational Evening-Local-Instruction					
Salaries of Teachers	-	-	-	-	-
Other Salaries for Instruction	-	-	-	-	-
Purchased Professional and Technical Services	-	-	-	-	-
Other Purchased Services (400-500 series)	-	-	-	-	-
General Supplies	-	-	-	-	-
Textbooks	-	-	-	-	-
Other Objects	-	-	-	-	-
Total Vocational Evening-Local-Instruction	-	-	-	-	-
Vocational Evening-Local-Support Serv.					
Salaries	-	-	-	-	-
Personal Services - Employee Benefits	-	-	-	-	-
Purchased Professional and Technical Services	-	-	-	-	-
Other Purchased Services (400-500 series)	-	-	-	-	-
Supplies and Materials	-	-	-	-	-
Other Objects	-	-	-	-	-
Total Vocational Evening-Local-Support Serv.	-	-	-	-	-
Total Vocational Evening-Local	-	-	-	-	-
Even.-Sch.-Foreign-Born-Local-Inst.					
Salaries of Teachers	-	-	-	-	-
Other Salaries for Instruction	-	-	-	-	-
Purchased Professional and Technical Services	-	-	-	-	-
Other Purchased Services (400-500 series)	-	-	-	-	-
General Supplies	-	-	-	-	-
Textbooks	-	-	-	-	-
Other Objects	-	-	-	-	-
Total Even.-Sch.-Foreign-Born-Local-Inst.	-	-	-	-	-

**PATERSON PUBLIC SCHOOLS
 BLENDED RESOURCE FUND 15
 SCHEDULE OF BLENDED EXPENDITURES-BUDGET AND ACTUAL
 FOR THE FISCAL YEAR ENDED JUNE 30, 2009**

<u>School: No. 4</u>	<u>Original Budget</u>	<u>Budget Transfers</u>	<u>Final Budget</u>	<u>Actual</u>	<u>Variance Final to Actual</u>
Even.-Sch.-Foreign-Born-Local-Sup. Serv.					
Salaries	-	-	-	-	-
Personal Services - Employee Benefits	-	-	-	-	-
Purchased Professional and Technical Services	-	-	-	-	-
Other Purchased Services (400-500 series)	-	-	-	-	-
Supplies and Materials	-	-	-	-	-
Other Objects	-	-	-	-	-
Total Even.-Sch.-Foreign-Born-Local-Sup. Serv.	-	-	-	-	-
Total Even.-Sch.-Foreign-Born-Local	-	-	-	-	-
TOTAL SPECIAL SCHOOLS	-	-	-	-	-
Transfer of Funds to Charter Schools	-	-	-	-	-
TOTAL SCHOOL BASED EXPENDITURES	<u>\$ 5,001,208</u>	<u>\$ (100,035)</u>	<u>\$ 4,901,173</u>	<u>\$ 4,625,991</u>	<u>\$ 275,182</u>
Other Financing Sources:					
Operating Transfer In	5,001,208	(100,035)	4,901,173	4,625,991	275,182
Operating Transfer Out:					
Transfer to Food Service Fund - Board Contribution	-	-	-	-	-
Capital Leases (non-budgeted)	-	-	-	-	-
Total Other Financing Sources:	<u>5,001,208</u>	<u>(100,035)</u>	<u>4,901,173</u>	<u>4,625,991</u>	<u>275,182</u>
Excess (Deficiency) of Other Financing Sources Over (Under) Expenditures and Other Financing (Uses)	-	-	-	-	-
Fund Balance, July 1	-	-	-	-	-
Fund Balance, June 30	<u>\$ -</u>	<u>\$ -</u>	<u>\$ -</u>	<u>\$ -</u>	<u>\$ -</u>

PATERSON PUBLIC SCHOOLS
BLENDED RESOURCE FUND 15
SCHEDULE OF BLENDED EXPENDITURES-BUDGET AND ACTUAL
FOR THE FISCAL YEAR ENDED JUNE 30, 2009

<u>School: No. 5</u>	<u>Original Budget</u>	<u>Budget Transfers</u>	<u>Final Budget</u>	<u>Actual</u>	<u>Variance Final to Actual</u>
REGULAR PROGRAMS - INSTRUCTION					
Regular Programs - Instruction					
Kindergarten - Salaries of Teachers	-	-	-	-	-
Grades 1-5 - Salaries of Teachers	\$ 2,331,793	\$ (117,015)	\$ 2,214,778	\$ 2,214,778	-
Grades 6-8 - Salaries of Teachers	1,877,159	59,506	1,936,665	1,936,665	-
Grades 9-12 - Salaries of Teachers	-	-	-	-	-
Regular Programs - Home Instruction:					
Salaries of Teachers	-	-	-	-	-
Other Salaries for Instruction	-	-	-	-	-
Purchased Professional -Educational Services	-	-	-	-	-
Purchased Technical Services	-	-	-	-	-
Other Purchased Services (400-500 series)	-	-	-	-	-
General Supplies	-	-	-	-	-
Textbooks	-	-	-	-	-
Other Objects	-	-	-	-	-
Regular Programs - Undistributed Instruction					
Other Salaries for Instruction	-	-	-	-	-
Purchased Professional-Educational Services	-	-	-	-	-
Purchased Technical Services	-	-	-	-	-
Other Purchased Services (400-500 series)	-	2,000	2,000	-	\$ 2,000
General Supplies	180,000	(2,000)	178,000	168,025	9,975
Textbooks	50,000	-	50,000	11,435	38,565
Other Objects	-	7,154	7,154	2,663	4,491
TOTAL REGULAR PROGRAMS - INSTRUCTION	4,438,952	(50,355)	4,388,597	4,333,566	55,031
SPECIAL EDUCATION - INSTRUCTION					
Cognitive - Mild:					
Salaries of Teachers	-	-	-	-	-
Other Salaries for Instruction	-	-	-	-	-
Purchased Professional-Educational Services	-	-	-	-	-
Purchased Technical Services	-	-	-	-	-
Other Purchased Services (400-500 series)	-	-	-	-	-
General Supplies	-	-	-	-	-
Textbooks	-	-	-	-	-
Other Objects	-	-	-	-	-
Total Cognitive - Mild	-	-	-	-	-
Cognitive - Moderate:					
Salaries of Teachers	-	-	-	-	-
Other Salaries for Instruction	-	-	-	-	-
Purchased Professional-Educational Services	-	-	-	-	-
Purchased Technical Services	-	-	-	-	-
Other Purchased Services (400-500 series)	-	-	-	-	-
General Supplies	-	-	-	-	-
Textbooks	-	-	-	-	-
Other Objects	-	-	-	-	-
Total Cognitive - Moderate	-	-	-	-	-

Continued

**PATERSON PUBLIC SCHOOLS
 BLENDED RESOURCE FUND 15
 SCHEDULE OF BLENDED EXPENDITURES-BUDGET AND ACTUAL
 FOR THE FISCAL YEAR ENDED JUNE 30, 2009**

<u>School: No. 5</u>	<u>Original Budget</u>	<u>Budget Transfers</u>	<u>Final Budget</u>	<u>Actual</u>	<u>Variance Final to Actual</u>
Learning and/or Language Disabilities:					
Salaries of Teachers	\$ 52,692	-	\$ 52,692	\$ 49,598	\$ 3,094
Other Salaries for Instruction		-			-
Purchased Professional-Educational Services		-			-
Purchased Technical Services		-			-
Other Purchased Services (400-500 series)		-			-
General Supplies	8,000	-	8,000	7,407	593
Textbooks	3,000	-	3,000	129	2,871
Other Objects	-	-	-	-	-
Total Learning and/or Language Disabilities	63,692	-	63,692	57,134	6,558
Visual Impairments:					
Salaries of Teachers	-	-	-	-	-
Other Salaries for Instruction	-	-	-	-	-
Purchased Professional-Educational Services	-	-	-	-	-
Purchased Technical Services	-	-	-	-	-
Other Purchased Services (400-500 series)	-	-	-	-	-
General Supplies	-	-	-	-	-
Textbooks	-	-	-	-	-
Other Objects	-	-	-	-	-
Total Visual Impairments	-	-	-	-	-
Auditory Impairments:					
Salaries of Teachers	-	-	-	-	-
Other Salaries for Instruction	-	-	-	-	-
Purchased Professional-Educational Services	-	-	-	-	-
Purchased Technical Services	-	-	-	-	-
Other Purchased Services (400-500 series)	-	-	-	-	-
General Supplies	-	-	-	-	-
Textbooks	-	-	-	-	-
Other Objects	-	-	-	-	-
Total Auditory Impairments	-	-	-	-	-
Behavioral Disabilities:					
Salaries of Teachers	-	-	-	-	-
Other Salaries for Instruction	-	-	-	-	-
Purchased Professional-Educational Services	-	-	-	-	-
Purchased Technical Services	-	-	-	-	-
Other Purchased Services (400-500 series)	-	-	-	-	-
General Supplies	-	-	-	-	-
Textbooks	-	-	-	-	-
Other Objects	-	-	-	-	-
Total Behavioral Disabilities	-	-	-	-	-
Multiple Disabilities:					
Salaries of Teachers	-	-	-	-	-
Other Salaries for Instruction	-	-	-	-	-
Purchased Professional-Educational Services	-	-	-	-	-
Purchased Technical Services	-	-	-	-	-
Other Purchased Services (400-500 series)	-	-	-	-	-
General Supplies	-	-	-	-	-
Textbooks	-	-	-	-	-
Other Objects	-	-	-	-	-
Total Multiple Disabilities	-	-	-	-	-

PATERSON PUBLIC SCHOOLS
BLENDED RESOURCE FUND 15
SCHEDULE OF BLENDED EXPENDITURES-BUDGET AND ACTUAL
FOR THE FISCAL YEAR ENDED JUNE 30, 2009

<u>School: No. 5</u>	<u>Original Budget</u>	<u>Budget Transfers</u>	<u>Final Budget</u>	<u>Actual</u>	<u>Variance Final to Actual</u>
Resource Room/Resource Center:					
Salaries of Teachers	\$ 635,939	-	635,939	631,989	3,950
Other Salaries for Instruction	77,816	-	77,816	75,390	2,426
Purchased Professional-Educational Services		-			-
Purchased Technical Services		-			-
Other Purchased Services (400-500 series)		-			-
General Supplies	6,000	-	6,000	5,342	658
Textbooks		-			-
Other Objects		-			-
Total Resource Room/Resource Center	719,755	-	719,755	712,721	7,034
Autism:					
Salaries of Teachers	-	-	-	-	-
Other Salaries for Instruction	-	-	-	-	-
Purchased Professional-Educational Services	-	-	-	-	-
Purchased Technical Services	-	-	-	-	-
Other Purchased Services (400-500 series)	-	-	-	-	-
General Supplies	-	-	-	-	-
Textbooks	-	-	-	-	-
Other Objects	-	-	-	-	-
Total Autism	-	-	-	-	-
Preschool Disabilities - Part-Time:					
Salaries of Teachers	-	-	-	-	-
Other Salaries for Instruction	-	-	-	-	-
Purchased Professional-Educational Services	-	-	-	-	-
Purchased Technical Services	-	-	-	-	-
Other Purchased Services (400-500 series)	-	-	-	-	-
General Supplies	-	-	-	-	-
Textbooks	-	-	-	-	-
Other Objects	-	-	-	-	-
Total Preschool Disabilities - Part-Time	-	-	-	-	-
Preschool Disabilities - Full-Time:					
Salaries of Teachers	-	-	-	-	-
Other Salaries for Instruction	-	-	-	-	-
Purchased Professional-Educational Services	-	-	-	-	-
Purchased Technical Services	-	-	-	-	-
Other Purchased Services (400-500 series)	-	-	-	-	-
General Supplies	-	-	-	-	-
Textbooks	-	-	-	-	-
Other Objects	-	-	-	-	-
Total Preschool Disabilities - Full-Time:	-	-	-	-	-
Home Instruction:					
Salaries of Teachers	-	-	-	-	-
Other Salaries for Instruction	-	-	-	-	-
Purchased Professional-Educational Services	-	-	-	-	-
Purchased Technical Services	-	-	-	-	-
Other Purchased Services (400-500 series)	-	-	-	-	-
General Supplies	-	-	-	-	-
Textbooks	-	-	-	-	-
Other Objects	-	-	-	-	-
Total Home Instruction	-	-	-	-	-

Continued

**PATERSON PUBLIC SCHOOLS
 BLENDED RESOURCE FUND 15
 SCHEDULE OF BLENDED EXPENDITURES-BUDGET AND ACTUAL
 FOR THE FISCAL YEAR ENDED JUNE 30, 2009**

<u>School: No. 5</u>	<u>Original Budget</u>	<u>Budget Transfers</u>	<u>Final Budget</u>	<u>Actual</u>	<u>Variance Final to Actual</u>
Cognitive - Severe:					
Salaries of Teachers	-	-	-	-	-
Other Salaries for Instruction	-	-	-	-	-
Purchased Professional-Educational Services	-	-	-	-	-
Purchased Technical Services	-	-	-	-	-
Other Purchased Services (400-500 series)	-	-	-	-	-
General Supplies	-	-	-	-	-
Textbooks	-	-	-	-	-
Other Objects	-	-	-	-	-
Total Cognitive - Severe	-	-	-	-	-
TOTAL SPECIAL EDUCATION - INSTRUCTION	\$ 783,447	-	\$ 783,447	\$ 769,855	\$ 13,592
Basic Skills/Remedial - Instruction					
Salaries of Teachers	-	-	-	-	-
Other Salaries for Instruction	-	-	-	-	-
Purchased Professional-Educational Services	-	-	-	-	-
Purchased Technical Services	-	-	-	-	-
Other Purchased Services (400-500 series)	-	-	-	-	-
General Supplies	-	-	-	-	-
Textbooks	-	-	-	-	-
Other Objects	-	-	-	-	-
Total Basic Skills/Remedial - Instruction	-	-	-	-	-
Bilingual Education - Instruction					
Salaries of Teachers	746,898	\$ 58,960	805,858	805,858	-
Other Salaries for Instruction	92,171	633	92,804	92,804	-
Purchased Professional-Educational Services	-	-	-	-	-
Purchased Technical Services	-	-	-	-	-
Other Purchased Services (400-500 series)	-	-	-	-	-
General Supplies	15,100	-	15,100	14,423	677
Textbooks	10,000	-	10,000	9,484	516
Other Objects	-	-	-	-	-
Total Bilingual Education - Instruction	864,169	59,593	923,762	922,569	1,193
Vocational Programs - Local - Instruction					
Salaries of Teachers	-	-	-	-	-
Other Salaries for Instruction	-	-	-	-	-
Purchased Professional-Educational Services	-	-	-	-	-
Purchased Technical Services	-	-	-	-	-
Other Purchased Services (400-500 series)	-	-	-	-	-
General Supplies	-	-	-	-	-
Textbooks	-	-	-	-	-
Other Objects	-	-	-	-	-
Total Vocational Programs - Local - Instruction	-	-	-	-	-
School-Spon. Cocurricular Actvts. - Inst.					
Salaries	-	-	-	-	-
Purchased Services (300-500 series)	-	-	-	-	-
Supplies and Materials	-	-	-	-	-
Other Objects	-	-	-	-	-
Transfers to Cover Deficit (Agency Funds)	-	-	-	-	-
Total School-Spon. Cocurricular Actvts. - Inst.	-	-	-	-	-
School-Spon. Cocurricular Athletics - Inst.					
Salaries	-	-	-	-	-
Purchased Services (300-500 series)	-	-	-	-	-
Supplies and Materials	-	-	-	-	-
Other Objects	-	-	-	-	-
Transfers to Cover Deficit (Agency Funds)	-	-	-	-	-
Total School-Spon. Cocurricular Athletics - Inst.	-	-	-	-	-

PATERSON PUBLIC SCHOOLS
BLENDED RESOURCE FUND 15
SCHEDULE OF BLENDED EXPENDITURES-BUDGET AND ACTUAL
FOR THE FISCAL YEAR ENDED JUNE 30, 2009

<u>School: No. 5</u>	<u>Original Budget</u>	<u>Budget Transfers</u>	<u>Final Budget</u>	<u>Actual</u>	<u>Variance Final to Actual</u>
Other Instructional Programs - Instruction					
Salaries	-	-	-	-	-
Purchased Services (300-500 series)	-	-	-	-	-
Supplies and Materials	-	-	-	-	-
Other Objects	-	-	-	-	-
Transfers to Cover Deficit (Agency Funds)	-	-	-	-	-
Total Other Instructional Programs - Instruction	-	-	-	-	-
Community Services Programs/Operations					
Salaries	-	-	-	-	-
Purchased Services (300-500 series)	-	-	-	-	-
Supplies and Materials	-	-	-	-	-
Other Objects	-	-	-	-	-
Transfers to Cover Deficit (Agency Funds)	-	-	-	-	-
Total Community Services/Operations	-	-	-	-	-
Total Instruction	\$ 6,086,568	\$ 9,238	\$ 6,095,806	\$ 6,025,990	\$ 69,816
Undistributed Expenditures - Instruction:					
Tuition to Other LEAs Within the State - Regular	-	-	-	-	-
Tuition to Other LEAs Within the Stat - Special	-	-	-	-	-
Tuition to County Voc. School Dist. - Regular	-	-	-	-	-
Tuition to County Voc. School Dist. - Special	-	-	-	-	-
Tuition to CSSD & Regional Day Schools	-	-	-	-	-
Tuition to Private Schools for the Disabled - Within State	-	-	-	-	-
Tuition to Private Schools for the Disabled & Oth LEAS - Spl, O/S	-	-	-	-	-
Tuition - State Facilities	-	-	-	-	-
Tuition - Other	-	-	-	-	-
Total Undistributed Expenditures - Instruction:	-	-	-	-	-
Undistributed Expend. - Attend. & Social Work					
Salaries	16,900	-	16,900	14,524	2,376
Purchased Professional and Technical Services	-	-	-	-	-
Other Purchased Services (400-500 series)	-	-	-	-	-
Supplies and Materials	420	(350)	70	-	70
Other Objects	-	-	-	-	-
Total Undistributed Expend. - Attend. & Social Work	17,320	(350)	16,970	14,524	2,446
Undistributed Expenditures - Health Services					
Salaries	94,807	-	94,807	94,807	-
Purchased Professional and Technical Services	-	-	-	-	-
Other Purchased Services (400-500 series)	-	-	-	-	-
Supplies and Materials	200	-	200	-	200
Other Objects	-	-	-	-	-
Total Undistributed Expenditures - Health Services	95,007	-	95,007	94,807	200
Undist. Expend. - Other Supp. Serv. Students - Related Serv.:					
Salaries	-	-	-	-	-
Purchased Professional - Educational Services	-	-	-	-	-
Supplies and Materials	-	-	-	-	-
Other Objects	-	-	-	-	-
Total Undist. Expend. - Other Supp. Serv. Students - Related Serv.	-	-	-	-	-
Undist. Expend. - Other Supp. Serv. Students - Extra Serv.					
Salaries	-	-	-	-	-
Purchased Professional - Educational Services	-	-	-	-	-
Supplies and Materials	-	-	-	-	-
Other Objects	-	-	-	-	-
Total Undist. Expend. - Other Supp. Serv. Students - Extra Serv.	-	-	-	-	-

Continued

PATERSON PUBLIC SCHOOLS
BLENDED RESOURCE FUND 15
SCHEDULE OF BLENDED EXPENDITURES-BUDGET AND ACTUAL
FOR THE FISCAL YEAR ENDED JUNE 30, 2009

<u>School: No. 5</u>	Original Budget	Budget Transfers	Final Budget	Actual	Variance Final to Actual
Undist. Expend. - Other Supp. Serv. Students-Reg.					
Salaries	\$ 303,974	\$ 30,145	\$ 334,119	\$ 334,119	-
Salaries of Secretarial and Clerical Assistants		-			-
Other Salaries		-			-
Purchased Professional - Educational Services		-			-
Other Purchased Prof. and Tech. Services		-			-
Other Purchased Services (400-500 series)		-			-
Supplies and Materials	300	-	300	55	\$ 245
Other Objects		-			-
Total Undist. Expend. - Other Supp. Serv. Students-Reg.	<u>304,274</u>	<u>30,145</u>	<u>334,419</u>	<u>334,174</u>	<u>245</u>
Undist. Expend. - Other Supp. Serv. Students -Spl.					
Salaries of Other Professional Staff	-	-	-	-	-
Salaries of Secretarial and Clerical Assistants	-	-	-	-	-
Other Salaries	-	-	-	-	-
Purchased Professional - Educational Services	-	-	-	-	-
Other Purchased Prof. and Tech. Services	-	-	-	-	-
Residential Costs	-	-	-	-	-
Mis. Pur. Serv.(400-500 series O/than Residential)	-	-	-	-	-
Supplies and Materials	-	-	-	-	-
Other Objects	-	-	-	-	-
Total Undist. Expend. - Other Supp. Serv. Students -Spl.	<u>-</u>	<u>-</u>	<u>-</u>	<u>-</u>	<u>-</u>
Undist. Expend. - Improvement of Inst. Serv.					
Salaries of Supervisor of Instruction	-	-	-	-	-
Salaries of Other Professional Staff	51,132	1,433	52,565	52,166	399
Salaries of Secr and Clerical Assist.	-	-	-	-	-
Other Salaries	-	-	-	-	-
Purchased Prof- Educational Services	-	-	-	-	-
Other Purch Prof. and Tech. Services	-	-	-	-	-
Other Purch Services (400-500)	-	-	-	-	-
Supplies and Materials	-	-	-	-	-
Other Objects	-	-	-	-	-
Total Undist. Expend. - Improvement of Inst. Serv.	<u>51,132</u>	<u>1,433</u>	<u>52,565</u>	<u>52,166</u>	<u>399</u>
Undist. Expend. - Edu. Media Serv./Sch. Library					
Salaries	114,238	1,805	116,043	116,043	-
Purchased Professional and Technical Services		-			-
Other Purchased Services (400-500 series)	600	-	600	599	1
Supplies and Materials	14,400	-	14,400	10,827	3,573
Other Objects	-	-	-	-	-
Total Undist. Expend. - Edu. Media Serv./Sch. Library	<u>129,238</u>	<u>1,805</u>	<u>131,043</u>	<u>127,469</u>	<u>3,574</u>
Undist. Expend. - Instructional Staff Training Serv.					
Salaries of Supervisors of Instruction	-	-	-	-	-
Salaries of Other Professional Staff	-	-	-	-	-
Salaries of Secretarial and Clerical Assist	-	-	-	-	-
Other Salaries	-	-	-	-	-
Purchased Professional - Educational Serv	-	-	-	-	-
Other Purchased Prof. and Tech. Services	-	-	-	-	-
Other Purchased Services (400-500 series)	-	-	-	-	-
Supplies and Materials	-	-	-	-	-
Other Objects	-	-	-	-	-
Total Undist. Expend. - Instructional Staff Training Serv.	<u>-</u>	<u>-</u>	<u>-</u>	<u>-</u>	<u>-</u>

Continued

**PATERSON PUBLIC SCHOOLS
 BLENDED RESOURCE FUND 15
 SCHEDULE OF BLENDED EXPENDITURES-BUDGET AND ACTUAL
 FOR THE FISCAL YEAR ENDED JUNE 30, 2009**

<u>School: No. 5</u>	Original Budget	Budget Transfers	Final Budget	Actual	Variance Final to Actual
Undist. Expend. - Supp. Serv. - General Admin.					
Salaries	-	-	-	-	-
Legal Services	-	-	-	-	-
Other Purchased Professional Services	-	-	-	-	-
Purchased Technical Services	-	-	-	-	-
Communications/Telephone	-	-	-	-	-
Other Purchased Services (400-500 series)	-	-	-	-	-
Supplies and Materials	-	-	-	-	-
Judgements Against The School District	-	-	-	-	-
Miscellaneous Expenditures	-	-	-	-	-
Total Undist. Expend. - Supp. Serv. - General Admin.	-	-	-	-	-
Undist. Expend. - Support Serv. - School Admin.					
Salaries of Principals/Assistant Principals	\$ 326,270	-	\$ 326,270	\$ 325,670	\$ 600
Salaries of Other Professional Staff	-	-	-	-	-
Salaries of Secretarial and Clerical Assistants	98,281	\$ (31,691)	66,590	66,590	-
Other Salaries	-	-	-	-	-
Purchased Professional and Technical Services	-	-	-	-	-
Other Purchased Services (400-500 series)	-	-	-	-	-
Supplies and Materials	14,030	-	14,030	705	13,325
Other Objects	-	-	-	-	-
Total Undist. Expend. - Support Serv. - School Admin.	438,581	(31,691)	406,890	392,965	13,925
Undist. Expend. -Allowable Maintenance for School Facilities					
Salaries	-	-	-	-	-
Cleaning, Repair, and Maintenance Services	-	-	-	-	-
General Supplies	-	-	-	-	-
Other Objects	-	-	-	-	-
Total Undist. Expend. -Allowable Maintenance for School Facilities	-	-	-	-	-
Undist. Expend. - Oth. Oper. & Maint. of Plant					
Salaries	41,002	-	41,002	37,253	3,749
Purchased Professional and Technical Services	-	-	-	-	-
Cleaning, Repair and Maintenance Services	-	-	-	-	-
Rental of land & Building Other than Lease Purchases	-	-	-	-	-
Other Purchased Property Services	-	-	-	-	-
Insurance	-	-	-	-	-
Miscellaneous Purchased Services	-	-	-	-	-
General Supplies	-	-	-	-	-
Energy (Energy and Electricity)	-	-	-	-	-
Other Objects	-	-	-	-	-
Total Undist. Expend. - Other Oper. & Maint. Of Plant	41,002	-	41,002	37,253	3,749
Total Undist. Expend. - Oper. & Maint. Of Plant	41,002	-	41,002	37,253	3,749
Undist. Expend. - Student Transportation Serv.					
Sal. For Pup. Trans. (Bet. Home and School) - Regular	-	-	-	-	-
Sal. For Pup. Trans. (Bet. Home and School) - Special	-	-	-	-	-
Sal. For Pup. Trans. (Other than Bet. Home and School)	-	-	-	-	-
Management Fees - ESC & CTSA Transportation Programs	-	-	-	-	-
Other Purchased Professional and Technical Services	-	-	-	-	-
Cleaning, Repair and Maintenance Services	-	-	-	-	-
Rental Payments - School Buses	-	-	-	-	-
Lease Purchase Payments - School Buses	-	-	-	-	-
Contract Services - (Between Home and School) - Vendors	-	-	-	-	-
Contr Serv (Oth. than Bet Home & Sch)-Vend	7,500	4,275	11,775	1,047	10,728
Contract Services - (Between Home and Sch) - Joint Agrmts	-	-	-	-	-
Contr Serv (Spl. Ed. Students) - Vendors	-	-	-	-	-
Contr Serv (Spl. Ed. Students) - Joint Agrmt	-	-	-	-	-
Contr Serv (Regular Students) - ESCs & CTSA	-	-	-	-	-
Contr Serv (Spl. Ed. Students) - ESCs & CTSA	-	-	-	-	-
Contr Serv. - Aid in Lieu Payments	-	-	-	-	-

Continued

**PATERSON PUBLIC SCHOOLS
 BLENDED RESOURCE FUND 15
 SCHEDULE OF BLENDED EXPENDITURES-BUDGET AND ACTUAL
 FOR THE FISCAL YEAR ENDED JUNE 30, 2009**

<u>School: No. 5</u>	<u>Original Budget</u>	<u>Budget Transfers</u>	<u>Final Budget</u>	<u>Actual</u>	<u>Variance Final to Actual</u>
Misc. Purchased Serv. - Transportation	-	-	-	-	-
Supplies and Materials	-	-	-	-	-
Miscellaneous Expenditures	-	-	-	-	-
Total Undist. Expend. - Student Transportation Serv.	\$ 7,500	\$ 4,275	\$ 11,775	\$ 1,047	\$ 10,728
Undist. Expend. - Business and Other Support Serv.					
Increase in Sale/Lease-back Reserve	-	-	-	-	-
Salaries	-	-	-	-	-
Purchased Professional Services	-	-	-	-	-
Purchased Technical Services	-	-	-	-	-
Other Purchased Services (400-500 series Oth Residential Costs)	-	-	-	-	-
Sale/Lease-back Payments	-	-	-	-	-
Supplies and Materials	-	-	-	-	-
Interest on Current Loan	-	-	-	-	-
Interest on Lease Purchase Agreements	-	-	-	-	-
Miscellaneous Expenditures	-	-	-	-	-
Total Undist. Expend. - Business and Other Support Serv.	-	-	-	-	-
UNALLOCATED BENEFITS					
Group Insurance	-	-	-	-	-
Social Security Contributions	101,842	(35,334)	66,508	64,756	1,752
T.P.A.F. Contributions - ERIP	-	-	-	-	-
Other Retirement Contributions - Regular	-	-	-	-	-
Other Retirement Contributions - ERIP	-	-	-	-	-
Unemployment Compensation	-	-	-	-	-
Workmen's Compensation	-	-	-	-	-
Health Benefits	1,323,726	-	1,323,726	1,146,946	176,780
Tuition Reimbursement	-	-	-	-	-
Other Employee Benefits	-	350	350	225	125
TOTAL UNALLOCATED BENEFITS	1,425,568	(34,984)	1,390,584	1,211,927	178,657
On-behalf TPAF pension Contributions (non-budgeted)	-	-	-	-	-
Reimbursed TPAF Social Security Contributions (non-budgeted)	-	-	-	-	-
TOTAL ON-BEHALF CONTRIBUTIONS	-	-	-	-	-
TOTAL PERSONAL SERVICES - EMPLOYEE BENEFITS	1,425,568	(34,984)	1,390,584	1,211,927	178,657
Undistributed Expenditures - Food Services					
Transfers to Cover Deficit (Enterprise Fund)	-	-	-	-	-
TOTAL UNDISTRIBUTED EXPENDITURES	2,509,622	(29,367)	2,480,255	2,266,332	213,923
TOTAL SCHOOL BASED BUDGET CURRENT EXPENSE	8,596,190	(20,129)	8,576,061	8,292,322	283,739

Continued

**PATERSON PUBLIC SCHOOLS
 BLENDED RESOURCE FUND 15
 SCHEDULE OF BLENDED EXPENDITURES-BUDGET AND ACTUAL
 FOR THE FISCAL YEAR ENDED JUNE 30, 2009**

<u>School: No. 5</u>	<u>Original Budget</u>	<u>Budget Transfers</u>	<u>Final Budget</u>	<u>Actual</u>	<u>Variance Final to Actual</u>
CAPITAL OUTLAY					
Equipment					
Regular Program - Instruction:					
Kindergarten	-	-	-	-	-
Grades 1-5	-	-	-	-	-
Grades 6-8	-	-	-	-	-
Grades 9-12	-	-	-	-	-
Home Instruction	-	-	-	-	-
Special Education - Instruction:					
Cognitive - Mild	-	-	-	-	-
Cognitive - Moderate	-	-	-	-	-
Learning and/or Language Disabilities	-	-	-	-	-
Visual Impairments	-	-	-	-	-
Auditory Impairments	-	-	-	-	-
Behavioral Disabilities	-	-	-	-	-
Multiple Disabilities	-	-	-	-	-
Resource Room/Resource Center	-	-	-	-	-
Autism	-	-	-	-	-
Preschool Disabilities - Part-Time	-	-	-	-	-
Preschool Disabilities - Full-Time	-	-	-	-	-
Home Instruction	-	-	-	-	-
Cognitive - Severe	-	-	-	-	-
Basic Skills/Remedial - Instruction	-	-	-	-	-
Bilingual Education - Instruction	-	-	-	-	-
Vocational Programs - Local - Instruction	-	-	-	-	-
School-Sponsored and Other Instructional Program	-	-	-	-	-
Undistributed Expenditures - Instruction	-	-	-	-	-
Undist.Expend.-Support Serv.-Students - Reg.	-	-	-	-	-
Undist.Expend.-Support Serv. - Related & Extraordinary	-	-	-	-	-
Undist.Expend.-Support Serv.-Students - Special	-	-	-	-	-
Undist.Expend.-Support Serv. - Inst. Staff	-	-	-	-	-
Undistributed Expenditures - General Admin.	-	-	-	-	-
Undistributed Expenditures - School Admin.	-	-	-	-	-
Undistributed Expenditures - Operation of Plant Services	-	-	-	-	-
Undistributed Expenditures - Student Trans. - Non Inst. Equip	-	-	-	-	-
School Buses - Regular	-	-	-	-	-
School Buses - Special	-	-	-	-	-
Undistributed Expenditures - Business/Other Support Serv.	-	-	-	-	-
Undistributed Expenditures - Non Inst. Serv.	-	-	-	-	-
Special Schools (All Programs)	-	-	-	-	-
Total Equipment	-	-	-	-	-
Facilities Acquisition and Construction Services					
Salaries	-	-	-	-	-
Legal Services	-	-	-	-	-
Other Purchased Prof. and Tech. Services	-	-	-	-	-
Construction Services	-	-	-	-	-
General Supplies	-	-	-	-	-
Land and Improvements	-	-	-	-	-
Lease Purchase Agreements - Principal	-	-	-	-	-
Buildings Other than Lease Purchase Agreement	-	-	-	-	-
Other Objects	-	-	-	-	-
Facilities Grant - Transfer to Special Revenue	-	-	-	-	-
Total Facilities Acquisition and Construction Services	-	-	-	-	-
Capital Reserve - Transfer to Capital Projects	-	-	-	-	-
Capital Reserve - Transfer to Debt Service	-	-	-	-	-

Continued

**PATERSON PUBLIC SCHOOLS
 BLENDED RESOURCE FUND 15
 SCHEDULE OF BLENDED EXPENDITURES-BUDGET AND ACTUAL
 FOR THE FISCAL YEAR ENDED JUNE 30, 2009**

<u>School: No. 5</u>	<u>Original Budget</u>	<u>Budget Transfers</u>	<u>Final Budget</u>	<u>Actual</u>	<u>Variance Final to Actual</u>
Assets Acquired Under Capital Leases (non-budgeted)					
Undistributed Expenditures:					
General Administration	-	-	-	-	-
School Administration	-	-	-	-	-
Assets Acquired Under Capital Leases (non-budgeted)	-	-	-	-	-
TOTAL CAPITAL OUTLAY	-	-	-	-	-
SPECIAL SCHOOLS					
Summer School - Instruction					
Salaries of Teachers	-	-	-	-	-
Other Salaries for Instruction	-	-	-	-	-
Purchased Professional and Technical Services	-	-	-	-	-
Other Purchased Services (400-500 series)	-	-	-	-	-
General Supplies	-	-	-	-	-
Textbooks	-	-	-	-	-
Other Objects	-	-	-	-	-
Total Summer School - Instruction	-	-	-	-	-
Summer School - Support Services					
Salaries	-	-	-	-	-
Personal Services - Employee Benefits	-	-	-	-	-
Purchased Professional and Technical Services	-	-	-	-	-
Other Purchased Services (400-500 series)	-	-	-	-	-
Supplies and Materials	-	-	-	-	-
Other Objects	-	-	-	-	-
Total Summer School - Support Services	-	-	-	-	-
Total Summer School	-	-	-	-	-
Other Special Schools - Instruction					
Salaries of Teachers	-	-	-	-	-
Other Salaries for Instruction	-	-	-	-	-
Purchased Professional and Technical Services	-	-	-	-	-
Other Purchased Services (400-500 series)	-	-	-	-	-
General Supplies	-	-	-	-	-
Textbooks	-	-	-	-	-
Other Objects	-	-	-	-	-
Total Other Special Schools - Instruction	-	-	-	-	-
Other Special Schools - Support Services					
Salaries	-	-	-	-	-
Personal Services - Employee Benefits	-	-	-	-	-
Purchased Professional and Technical Services	-	-	-	-	-
Other Purchased Services (400-500 series)	-	-	-	-	-
Supplies and Materials	-	-	-	-	-
Other Objects	-	-	-	-	-
Total Other Special Schools - Support Services	-	-	-	-	-
Total Other Special Schools	-	-	-	-	-
Accred. Even./Adult H.S./Post-Grad.-Inst.					
Salaries of Teachers	-	-	-	-	-
Other Salaries for Instruction	-	-	-	-	-
Purchased Professional and Technical Services	-	-	-	-	-
Other Purchased Services (400-500 series)	-	-	-	-	-
General Supplies	-	-	-	-	-
Textbooks	-	-	-	-	-
Other Objects	-	-	-	-	-
Total Accred. Even./Adult H.S./Post-Grad.-Inst.	-	-	-	-	-

Continued

**PATERSON PUBLIC SCHOOLS
 BLENDED RESOURCE FUND 15
 SCHEDULE OF BLENDED EXPENDITURES-BUDGET AND ACTUAL
 FOR THE FISCAL YEAR ENDED JUNE 30, 2009**

<u>School: No. 5</u>	<u>Original Budget</u>	<u>Budget Transfers</u>	<u>Final Budget</u>	<u>Actual</u>	<u>Variance Final to Actual</u>
Accred. Even./Adult H.S./Post-Grad.-Supp. Service					
Salaries	-	-	-	-	-
Personal Services - Employee Benefits	-	-	-	-	-
Purchased Professional and Technical Services	-	-	-	-	-
Other Purchased Services (400-500 series)	-	-	-	-	-
Supplies and Materials	-	-	-	-	-
Other Objects	-	-	-	-	-
Total Accred. Even./Adult H.S./Post-Grad.-Supp. Service	-	-	-	-	-
Total Accred. Even./Adult H.S./Post-Grad.	-	-	-	-	-
Adult Education-Local-Instruction					
Salaries of Teachers	-	-	-	-	-
Other Salaries for Instruction	-	-	-	-	-
Purchased Professional and Technical Services	-	-	-	-	-
Other Purchased Services (400-500 series)	-	-	-	-	-
General Supplies	-	-	-	-	-
Textbooks	-	-	-	-	-
Other Objects	-	-	-	-	-
Total Adult Education-Local-Instruction	-	-	-	-	-
Adult Education-Local-Support Serv.					
Salaries	-	-	-	-	-
Personal Services - Employee Benefits	-	-	-	-	-
Purchased Professional and Technical Services	-	-	-	-	-
Other Purchased Services (400-500 series)	-	-	-	-	-
Supplies and Materials	-	-	-	-	-
Other Objects	-	-	-	-	-
Total Adult Education-Local-Support Serv.	-	-	-	-	-
Total Adult Education-Local	-	-	-	-	-
Vocational Evening-Local-Instruction					
Salaries of Teachers	-	-	-	-	-
Other Salaries for Instruction	-	-	-	-	-
Purchased Professional and Technical Services	-	-	-	-	-
Other Purchased Services (400-500 series)	-	-	-	-	-
General Supplies	-	-	-	-	-
Textbooks	-	-	-	-	-
Other Objects	-	-	-	-	-
Total Vocational Evening-Local-Instruction	-	-	-	-	-
Vocational Evening-Local-Support Serv.					
Salaries	-	-	-	-	-
Personal Services - Employee Benefits	-	-	-	-	-
Purchased Professional and Technical Services	-	-	-	-	-
Other Purchased Services (400-500 series)	-	-	-	-	-
Supplies and Materials	-	-	-	-	-
Other Objects	-	-	-	-	-
Total Vocational Evening-Local-Support Serv.	-	-	-	-	-
Total Vocational Evening-Local	-	-	-	-	-
Even.-Sch.-Foreign-Born-Local-Inst.					
Salaries of Teachers	-	-	-	-	-
Other Salaries for Instruction	-	-	-	-	-
Purchased Professional and Technical Services	-	-	-	-	-
Other Purchased Services (400-500 series)	-	-	-	-	-
General Supplies	-	-	-	-	-
Textbooks	-	-	-	-	-
Other Objects	-	-	-	-	-
Total Even.-Sch.-Foreign-Born-Local-Inst.	-	-	-	-	-

Continued

**PATERSON PUBLIC SCHOOLS
 BLENDED RESOURCE FUND 15
 SCHEDULE OF BLENDED EXPENDITURES-BUDGET AND ACTUAL
 FOR THE FISCAL YEAR ENDED JUNE 30, 2009**

<u>School: No. 5</u>	<u>Original Budget</u>	<u>Budget Transfers</u>	<u>Final Budget</u>	<u>Actual</u>	<u>Variance Final to Actual</u>
Even.-Sch.-Foreign-Born-Local-Sup. Serv.					
Salaries	-	-	-	-	-
Personal Services - Employee Benefits	-	-	-	-	-
Purchased Professional and Technical Services	-	-	-	-	-
Other Purchased Services (400-500 series)	-	-	-	-	-
Supplies and Materials	-	-	-	-	-
Other Objects	-	-	-	-	-
Total Even.-Sch.-Foreign-Born-Local-Sup. Serv.	-	-	-	-	-
Total Even.-Sch.-Foreign-Born-Local	-	-	-	-	-
TOTAL SPECIAL SCHOOLS	-	-	-	-	-
Transfer of Funds to Charter Schools	-	-	-	-	-
TOTAL SCHOOL BASED EXPENDITURES	<u>8,596,190</u>	<u>(20,129)</u>	<u>8,576,061</u>	<u>8,292,322</u>	<u>283,739</u>
Other Financing Sources:					
Operating Transfer In	8,596,190	(20,129)	8,576,061	8,292,322	283,739
Operating Transfer Out:					
Transfer to Food Service Fund - Board Contribution	-	-	-	-	-
Capital Leases (non-budgeted)	-	-	-	-	-
Total Other Financing Sources:	<u>8,596,190</u>	<u>(20,129)</u>	<u>8,576,061</u>	<u>8,292,322</u>	<u>283,739</u>
Excess (Deficiency) of Other Financing Sources Over (Under) Expenditures and Other Financing (Uses)	-	-	-	0	0
Fund Balance, July 1	-	-	-	-	-
Fund Balance, June 30	<u>\$ -</u>	<u>\$ -</u>	<u>\$ -</u>	<u>\$ 0</u>	<u>\$ 0</u>

**PATERSON PUBLIC SCHOOLS
 BLENDED RESOURCE FUND 15
 SCHEDULE OF BLENDED EXPENDITURES-BUDGET AND ACTUAL
 FOR THE FISCAL YEAR ENDED JUNE 30, 2009**

School: No. 6	Original Budget	Budget Transfers	Final Budget	Actual	Variance Final to Actual
REGULAR PROGRAMS - INSTRUCTION					
Regular Programs - Instruction					
Kindergarten - Salaries of Teachers	\$ 163,067	\$ 937	\$ 164,004	\$ 164,004	-
Grades 1-5 - Salaries of Teachers	1,505,023	-	1,505,023	1,434,815	\$ 70,208
Grades 6-8 - Salaries of Teachers	1,036,699	(88,691)	948,008	948,008	-
Grades 9-12 - Salaries of Teachers	-	-	-	-	-
Regular Programs - Home Instruction:					
Salaries of Teachers	-	-	-	-	-
Other Salaries for Instruction	-	-	-	-	-
Purchased Professional -Educational Services	-	-	-	-	-
Purchased Technical Services	-	-	-	-	-
Other Purchased Services (400-500 series)	-	-	-	-	-
General Supplies	-	-	-	-	-
Textbooks	-	-	-	-	-
Other Objects	-	-	-	-	-
Regular Programs - Undistributed Instruction					
Other Salaries for Instruction	132,533	(7,931)	124,602	124,602	-
Purchased Professional-Educational Services	-	-	-	-	-
Purchased Technical Services	-	-	-	-	-
Other Purchased Services (400-500 series)	-	-	-	-	-
General Supplies	52,667	-	52,667	49,541	3,126
Textbooks	14,306	-	14,306	12,809	1,497
Other Objects	-	2,947	2,947	2,332	615
TOTAL REGULAR PROGRAMS - INSTRUCTION	2,904,295	(92,738)	2,811,557	2,736,111	75,446
SPECIAL EDUCATION - INSTRUCTION					
Cognitive - Mild:					
Salaries of Teachers	-	-	-	-	-
Other Salaries for Instruction	-	-	-	-	-
Purchased Professional-Educational Services	-	-	-	-	-
Purchased Technical Services	-	-	-	-	-
Other Purchased Services (400-500 series)	-	-	-	-	-
General Supplies	-	-	-	-	-
Textbooks	-	-	-	-	-
Other Objects	-	-	-	-	-
Total Cognitive - Mild	-	-	-	-	-
Cognitive - Moderate:					
Salaries of Teachers	-	-	-	-	-
Other Salaries for Instruction	-	-	-	-	-
Purchased Professional-Educational Services	-	-	-	-	-
Purchased Technical Services	-	-	-	-	-
Other Purchased Services (400-500 series)	-	-	-	-	-
General Supplies	-	-	-	-	-
Textbooks	-	-	-	-	-
Other Objects	-	-	-	-	-
Total Cognitive - Moderate	-	-	-	-	-
Learning and/or Language Disabilities:					
Salaries of Teachers	56,228	-	56,228	55,728	500
Other Salaries for Instruction	45,259	-	45,259	36,555	8,704
Purchased Professional-Educational Services	-	-	-	-	-
Purchased Technical Services	-	-	-	-	-
Other Purchased Services (400-500 series)	-	-	-	-	-
General Supplies	871	-	871	620	251
Textbooks	5,173	-	5,173	4,147	1,026
Other Objects	-	-	-	-	-
Total Learning and/or Language Disabilities	107,531	-	107,531	97,050	10,481

Continued

**PATERSON PUBLIC SCHOOLS
 BLENDED RESOURCE FUND 15
 SCHEDULE OF BLENDED EXPENDITURES-BUDGET AND ACTUAL
 FOR THE FISCAL YEAR ENDED JUNE 30, 2009**

<u>School: No. 6</u>	<u>Original Budget</u>	<u>Budget Transfers</u>	<u>Final Budget</u>	<u>Actual</u>	<u>Variance Final to Actual</u>
Visual Impairments:					
Salaries of Teachers	-	-	-	-	-
Other Salaries for Instruction	-	-	-	-	-
Purchased Professional-Educational Services	-	-	-	-	-
Purchased Technical Services	-	-	-	-	-
Other Purchased Services (400-500 series)	-	-	-	-	-
General Supplies	-	-	-	-	-
Textbooks	-	-	-	-	-
Other Objects	-	-	-	-	-
Total Visual Impairments	-	-	-	-	-
Auditory Impairments:					
Salaries of Teachers	-	-	-	-	-
Other Salaries for Instruction	-	-	-	-	-
Purchased Professional-Educational Services	-	-	-	-	-
Purchased Technical Services	-	-	-	-	-
Other Purchased Services (400-500 series)	-	-	-	-	-
General Supplies	-	-	-	-	-
Textbooks	-	-	-	-	-
Other Objects	-	-	-	-	-
Total Auditory Impairments	-	-	-	-	-
Behavioral Disabilities:					
Salaries of Teachers	\$ 102,679	\$ 500	\$ 103,179	\$ 103,179	-
Other Salaries for Instruction	103,807	(3)	103,804	101,582	\$ 2,222
Purchased Professional-Educational Services	-	-	-	-	-
Purchased Technical Services	-	-	-	-	-
Other Purchased Services (400-500 series)	-	-	-	-	-
General Supplies	509	-	509	272	237
Textbooks	4,474	-	4,474	1,318	3,156
Other Objects	-	-	-	-	-
Total Behavioral Disabilities	211,469	497	211,966	206,351	5,615
Multiple Disabilities:					
Salaries of Teachers	-	-	-	-	-
Other Salaries for Instruction	-	-	-	-	-
Purchased Professional-Educational Services	-	-	-	-	-
Purchased Technical Services	-	-	-	-	-
Other Purchased Services (400-500 series)	-	-	-	-	-
General Supplies	-	-	-	-	-
Textbooks	-	-	-	-	-
Other Objects	-	-	-	-	-
Total Multiple Disabilities	-	-	-	-	-
Resource Room/Resource Center:					
Salaries of Teachers	321,917	-	321,917	295,998	25,919
Other Salaries for Instruction	-	-	-	-	-
Purchased Professional-Educational Services	-	-	-	-	-
Purchased Technical Services	-	-	-	-	-
Other Purchased Services (400-500 series)	-	-	-	-	-
General Supplies	-	-	-	-	-
Textbooks	-	-	-	-	-
Other Objects	-	-	-	-	-
Total Resource Room/Resource Center	321,917	-	321,917	295,998	25,919

Continued

**PATERSON PUBLIC SCHOOLS
 BLENDED RESOURCE FUND 15
 SCHEDULE OF BLENDED EXPENDITURES-BUDGET AND ACTUAL
 FOR THE FISCAL YEAR ENDED JUNE 30, 2009**

<u>School: No. 6</u>	<u>Original Budget</u>	<u>Budget Transfers</u>	<u>Final Budget</u>	<u>Actual</u>	<u>Variance Final to Actual</u>
Autism:					
Salaries of Teachers	-	-	-	-	-
Other Salaries for Instruction	-	-	-	-	-
Purchased Professional-Educational Services	-	-	-	-	-
Purchased Technical Services	-	-	-	-	-
Other Purchased Services (400-500 series)	-	-	-	-	-
General Supplies	-	-	-	-	-
Textbooks	-	-	-	-	-
Other Objects	-	-	-	-	-
Total Autism	-	-	-	-	-
Preschool Disabilities - Part-Time:					
Salaries of Teachers	-	-	-	-	-
Other Salaries for Instruction	-	-	-	-	-
Purchased Professional-Educational Services	-	-	-	-	-
Purchased Technical Services	-	-	-	-	-
Other Purchased Services (400-500 series)	-	-	-	-	-
General Supplies	-	-	-	-	-
Textbooks	-	-	-	-	-
Other Objects	-	-	-	-	-
Total Preschool Disabilities - Part-Time	-	-	-	-	-
Preschool Disabilities - Full-Time:					
Salaries of Teachers	-	-	-	-	-
Other Salaries for Instruction	-	-	-	-	-
Purchased Professional-Educational Services	-	-	-	-	-
Purchased Technical Services	-	-	-	-	-
Other Purchased Services (400-500 series)	-	-	-	-	-
General Supplies	-	-	-	-	-
Textbooks	-	-	-	-	-
Other Objects	-	-	-	-	-
Total Preschool Disabilities - Full-Time:	-	-	-	-	-
Home Instruction:					
Salaries of Teachers	-	-	-	-	-
Other Salaries for Instruction	-	-	-	-	-
Purchased Professional-Educational Services	-	-	-	-	-
Purchased Technical Services	-	-	-	-	-
Other Purchased Services (400-500 series)	-	-	-	-	-
General Supplies	-	-	-	-	-
Textbooks	-	-	-	-	-
Other Objects	-	-	-	-	-
Total Home Instruction	-	-	-	-	-
Cognitive - Severe:					
Salaries of Teachers	-	-	-	-	-
Other Salaries for Instruction	-	-	-	-	-
Purchased Professional-Educational Services	-	-	-	-	-
Purchased Technical Services	-	-	-	-	-
Other Purchased Services (400-500 series)	-	-	-	-	-
General Supplies	-	-	-	-	-
Textbooks	-	-	-	-	-
Other Objects	-	-	-	-	-
Total Cognitive - Severe	-	-	-	-	-
TOTAL SPECIAL EDUCATION - INSTRUCTION	640,917	497	641,414	599,399	42,015

**PATERSON PUBLIC SCHOOLS
 BLENDED RESOURCE FUND 15
 SCHEDULE OF BLENDED EXPENDITURES-BUDGET AND ACTUAL
 FOR THE FISCAL YEAR ENDED JUNE 30, 2009**

<u>School: No. 6</u>	<u>Original Budget</u>	<u>Budget Transfers</u>	<u>Final Budget</u>	<u>Actual</u>	<u>Variance Final to Actual</u>
Basic Skills/Remedial - Instruction					
Salaries of Teachers	-	-	-	-	-
Other Salaries for Instruction	-	-	-	-	-
Purchased Professional-Educational Services	-	-	-	-	-
Purchased Technical Services	-	-	-	-	-
Other Purchased Services (400-500 series)	-	-	-	-	-
General Supplies	-	-	-	-	-
Textbooks	-	-	-	-	-
Other Objects	-	-	-	-	-
Total Basic Skills/Remedial - Instruction	-	-	-	-	-
Bilingual Education - Instruction					
Salaries of Teachers	\$ 201,015	\$ (53,526)	\$ 147,489	\$ 147,489	-
Other Salaries for Instruction	31,478	-	31,478	31,178	\$ 300
Purchased Professional-Educational Services	-	-	-	-	-
Purchased Technical Services	-	-	-	-	-
Other Purchased Services (400-500 series)	-	-	-	-	-
General Supplies	2,233	-	2,233	2,107	126
Textbooks	2,460	-	2,460	672	1,788
Other Objects	-	-	-	-	-
Total Bilingual Education - Instruction	237,186	(53,526)	183,660	181,446	2,214
Vocational Programs - Local - Instruction					
Salaries of Teachers	-	-	-	-	-
Other Salaries for Instruction	-	-	-	-	-
Purchased Professional-Educational Services	-	-	-	-	-
Purchased Technical Services	-	-	-	-	-
Other Purchased Services (400-500 series)	-	-	-	-	-
General Supplies	-	-	-	-	-
Textbooks	-	-	-	-	-
Other Objects	-	-	-	-	-
Total Vocational Programs - Local - Instruction	-	-	-	-	-
School-Spon. Cocurricular Actvts. - Inst.					
Salaries	-	-	-	-	-
Purchased Services (300-500 series)	-	-	-	-	-
Supplies and Materials	-	-	-	-	-
Other Objects	-	-	-	-	-
Transfers to Cover Deficit (Agency Funds)	-	-	-	-	-
Total School-Spon. Cocurricular Actvts. - Inst.	-	-	-	-	-
School-Spon. Cocurricular Athletics - Inst.					
Salaries	-	-	-	-	-
Purchased Services (300-500 series)	-	-	-	-	-
Supplies and Materials	-	-	-	-	-
Other Objects	-	-	-	-	-
Transfers to Cover Deficit (Agency Funds)	-	-	-	-	-
Total School-Spon. Cocurricular Athletics - Inst.	-	-	-	-	-
Other Instructional Programs - Instruction					
Salaries	-	-	-	-	-
Purchased Services (300-500 series)	-	-	-	-	-
Supplies and Materials	-	-	-	-	-
Other Objects	-	-	-	-	-
Transfers to Cover Deficit (Agency Funds)	-	-	-	-	-
Total Other Instructional Programs - Instruction	-	-	-	-	-

**PATERSON PUBLIC SCHOOLS
 BLENDED RESOURCE FUND 15
 SCHEDULE OF BLENDED EXPENDITURES-BUDGET AND ACTUAL
 FOR THE FISCAL YEAR ENDED JUNE 30, 2009**

<u>School: No. 6</u>	<u>Original Budget</u>	<u>Budget Transfers</u>	<u>Final Budget</u>	<u>Actual</u>	<u>Variance Final to Actual</u>
Community Services Programs/Operations					
Salaries	-	-	-	-	-
Purchased Services (300-500 series)	-	-	-	-	-
Supplies and Materials	-	-	-	-	-
Other Objects	-	-	-	-	-
Transfers to Cover Deficit (Agency Funds)	-	-	-	-	-
Total Community Services/Operations	-	-	-	-	-
Total Instruction	\$ 3,782,398	\$ (145,767)	\$ 3,636,631	\$ 3,516,956	\$ 119,675
Undistributed Expenditures - Instruction:					
Tuition to Other LEAs Within the State - Regular	-	-	-	-	-
Tuition to Other LEAs Within the Stat - Special	-	-	-	-	-
Tuition to County Voc. School Dist. - Regular	-	-	-	-	-
Tuition to County Voc. School Dist. - Special	-	-	-	-	-
Tuition to CSSD & Regional Day Schools	-	-	-	-	-
Tuition to Private Schools for the Disabled - Within State	-	-	-	-	-
Tuition to Private Schools for the Disabled & Oth LEAS - Spl, O/S	-	-	-	-	-
Tuition - State Facilities	-	-	-	-	-
Tuition - Other	-	-	-	-	-
Total Undistributed Expenditures - Instruction:	-	-	-	-	-
Undistributed Expend. - Attend. & Social Work					
Salaries	114,307	557	114,864	106,164	8,700
Purchased Professional and Technical Services	-	-	-	-	-
Other Purchased Services (400-500 series)	-	-	-	-	-
Supplies and Materials	400	(350)	50	-	50
Other Objects	-	-	-	-	-
Total Undistributed Expend. - Attend. & Social Work	114,707	207	114,914	106,164	8,750
Undistributed Expenditures - Health Services					
Salaries	53,692	-	53,692	52,159	1,533
Purchased Professional and Technical Services	-	-	-	-	-
Other Purchased Services (400-500 series)	-	-	-	-	-
Supplies and Materials	500	-	500	-	500
Other Objects	-	-	-	-	-
Total Undistributed Expenditures - Health Services	54,192	-	54,192	52,159	2,033
Undist. Expend. - Other Supp. Serv. Students - Related Serv.					
Salaries	-	-	-	-	-
Purchased Professional - Educational Services	-	-	-	-	-
Supplies and Materials	-	-	-	-	-
Other Objects	-	-	-	-	-
Total Undist. Expend. - Other Supp. Serv. Students - Related Serv.	-	-	-	-	-
Undist. Expend. - Other Supp. Serv. Students - Extra Serv.					
Salaries	-	-	-	-	-
Purchased Professional - Educational Services	-	-	-	-	-
Supplies and Materials	-	-	-	-	-
Other Objects	-	-	-	-	-
Total Undist. Expend. - Other Supp. Serv. Students - Extra Serv.	-	-	-	-	-
Undist. Expend. - Other Supp. Serv. Students-Reg.					
Salaries	149,995	-	149,995	145,317	4,678
Salaries of Secretarial and Clerical Assistants	-	-	-	-	-
Other Salaries	-	-	-	-	-
Purchased Professional - Educational Services	-	-	-	-	-
Other Purchased Prof. and Tech. Services	-	-	-	-	-
Other Purchased Services (400-500 series)	-	-	-	-	-
Supplies and Materials	500	-	500	-	500
Other Objects	-	-	-	-	-
Total Undist. Expend. - Other Supp. Serv. Students-Reg.	150,495	-	150,495	145,317	5,178

Continued

**PATERSON PUBLIC SCHOOLS
 BLENDED RESOURCE FUND 15
 SCHEDULE OF BLENDED EXPENDITURES-BUDGET AND ACTUAL
 FOR THE FISCAL YEAR ENDED JUNE 30, 2009**

<u>School: No. 6</u>	<u>Original Budget</u>	<u>Budget Transfers</u>	<u>Final Budget</u>	<u>Actual</u>	<u>Variance Final to Actual</u>
Undist. Expend. - Other Supp. Serv. Students -Spl.					
Salaries of Other Professional Staff	-	-	-	-	-
Salaries of Secretarial and Clerical Assistants	-	-	-	-	-
Other Salaries	-	-	-	-	-
Purchased Professional - Educational Services	-	-	-	-	-
Other Purchased Prof. and Tech. Services	-	-	-	-	-
Residential Costs	-	-	-	-	-
Mis. Pur. Serv.(400-500 series O/than Residential)	-	-	-	-	-
Supplies and Materials	-	-	-	-	-
Other Objects	-	-	-	-	-
Total Undist. Expend. - Other Supp. Serv. Students -Spl.	-	-	-	-	-
Undist. Expend. - Improvement of Inst. Serv.					
Salaries of Supervisor of Instruction	-	-	-	-	-
Salaries of Other Professional Staff	\$ 55,188	-	\$ 55,188	\$ 54,688	\$ 500
Salaries of Secr and Clerical Assist.	-	-	-	-	-
Other Salaries	-	-	-	-	-
Purchased Prof- Educational Services	-	-	-	-	-
Other Purch Prof. and Tech. Services	-	-	-	-	-
Other Purch Services (400-500)	-	-	-	-	-
Supplies and Materials	-	-	-	-	-
Other Objects	-	-	-	-	-
Total Undist. Expend. - Improvement of Inst. Serv.	55,188	-	55,188	54,688	500
Undist. Expend. - Edu. Media Serv./Sch. Library					
Salaries	108,228	\$ (25,000)	83,228	68,340	14,888
Purchased Professional and Technical Services	-	-	-	-	-
Other Purchased Services (400-500 series)	3,100	-	3,100	599	2,501
Supplies and Materials	15,140	-	15,140	5,493	9,647
Other Objects	-	-	-	-	-
Total Undist. Expend. - Edu. Media Serv./Sch. Library	126,468	(25,000)	101,468	74,432	27,036
Undist. Expend. - Instructional Staff Training Serv.					
Salaries of Supervisors of Instruction	-	-	-	-	-
Salaries of Other Professional Staff	-	-	-	-	-
Salaries of Secretarial and Clerical Assist	-	-	-	-	-
Other Salaries	-	-	-	-	-
Purchased Professional - Educational Serv	-	-	-	-	-
Other Purchased Prof. and Tech. Services	-	-	-	-	-
Other Purchased Services (400-500 series)	-	-	-	-	-
Supplies and Materials	-	-	-	-	-
Other Objects	-	-	-	-	-
Total Undist. Expend. - Instructional Staff Training Serv.	-	-	-	-	-
Undist. Expend. - Supp. Serv. - General Admin.					
Salaries	-	-	-	-	-
Legal Services	-	-	-	-	-
Other Purchased Professional Services	-	-	-	-	-
Purchased Technical Services	-	-	-	-	-
Communications/Telephone	-	-	-	-	-
Other Purchased Services (400-500 series)	-	-	-	-	-
Supplies and Materials	-	-	-	-	-
Judgements Against The School District	-	-	-	-	-
Miscellaneous Expenditures	-	-	-	-	-
Total Undist. Expend. - Supp. Serv. - General Admin.	-	-	-	-	-

**PATERSON PUBLIC SCHOOLS
 BLENDED RESOURCE FUND 15
 SCHEDULE OF BLENDED EXPENDITURES-BUDGET AND ACTUAL
 FOR THE FISCAL YEAR ENDED JUNE 30, 2009**

<u>School: No. 6</u>	<u>Original Budget</u>	<u>Budget Transfers</u>	<u>Final Budget</u>	<u>Actual</u>	<u>Variance Final to Actual</u>
Undist. Expend. - Support Serv. - School Admin.					
Salaries of Principals/Assistant Principals	\$ 303,487	\$ (75,804)	\$ 227,683	\$ 225,487	\$ 2,196
Salaries of Other Professional Staff		-			-
Salaries of Secretarial and Clerical Assistants	78,169	-	78,169	77,532	637
Other Salaries	-	-			-
Purchased Professional and Technical Services	-	-			-
Other Purchased Services (400-500 series)	-	397	397		397
Supplies and Materials	11,000	-	11,000	9,068	1,932
Other Objects	3,350	(397)	2,953		2,953
Total Undist. Expend. - Support Serv. - School Admin.	<u>396,006</u>	<u>(75,804)</u>	<u>320,202</u>	<u>312,087</u>	<u>8,115</u>
Undist. Expend. -Allowable Maintenance for School Facilities					
Salaries	-	-	-	-	-
Cleaning, Repair, and Maintenance Services	-	-	-	-	-
General Supplies	-	-	-	-	-
Other Objects	-	-	-	-	-
Total Undist. Expend. -Allowable Maintenance for School Facilities	<u>-</u>	<u>-</u>	<u>-</u>	<u>-</u>	<u>-</u>
Undist. Expend. - Oth. Oper. & Maint. of Plant					
Salaries	-	-	-	-	-
Purchased Professional and Technical Services	-	-	-	-	-
Cleaning, Repair and Maintenance Services	-	-	-	-	-
Rental of land & Building Other than Lease Purchases	-	-	-	-	-
Other Purchased Property Services	-	-	-	-	-
Insurance	-	-	-	-	-
Miscellaneous Purchased Services	-	-	-	-	-
General Supplies	-	-	-	-	-
Energy (Energy and Electricity)	-	-	-	-	-
Other Objects	-	-	-	-	-
Total Undist. Expend. - Other Oper. & Maint. Of Plant	<u>-</u>	<u>-</u>	<u>-</u>	<u>-</u>	<u>-</u>
Total Undist. Expend. - Oper. & Maint. Of Plant	<u>-</u>	<u>-</u>	<u>-</u>	<u>-</u>	<u>-</u>
Undist. Expend. - Student Transportation Serv.					
Sal. For Pup. Trans. (Bet. Home and School) - Regular	-	-	-	-	-
Sal. For Pup. Trans. (Bet. Home and School) - Special	-	-	-	-	-
Sal. For Pup. Trans. (Other than Bet. Home and School)	-	-	-	-	-
Management Fees - ESC & CTSA Transportation Programs	-	-	-	-	-
Other Purchased Professional and Technical Services	-	-	-	-	-
Cleaning, Repair and Maintenance Services	-	-	-	-	-
Rental Payments - School Buses	-	-	-	-	-
Lease Purchase Payments - School Buses	-	-	-	-	-
Contract Services - (Between Home and School) - Vendors	-	-	-	-	-
Contr Serv (Oth. than Bet Home & Sch)-Vend		1,800	1,800	1,035	765
Contract Services - (Between Home and Sch) - Joint Agrmts	-	-	-	-	-
Contr Serv (Spl. Ed. Students) - Vendors	-	-	-	-	-
Contr Serv (Spl. Ed. Students) - Joint Agrmt	-	-	-	-	-
Contr Serv (Regular Students) - ESCs & CTSA	-	-	-	-	-
Contr Serv (Spl. Ed. Students) - ESCs & CTSA	-	-	-	-	-
Contr Serv. - Aid in Lieu Payments	-	-	-	-	-
Misc. Purchased Serv. - Transportation	-	-	-	-	-
Supplies and Materials	-	-	-	-	-
Miscellaneous Expenditures	-	-	-	-	-
Total Undist. Expend. - Student Transportation Serv.	<u>-</u>	<u>1,800</u>	<u>1,800</u>	<u>1,035</u>	<u>765</u>

Continued

**PATERSON PUBLIC SCHOOLS
BLENDED RESOURCE FUND 15
SCHEDULE OF BLENDED EXPENDITURES-BUDGET AND ACTUAL
FOR THE FISCAL YEAR ENDED JUNE 30, 2009**

<u>School: No. 6</u>	<u>Original Budget</u>	<u>Budget Transfers</u>	<u>Final Budget</u>	<u>Actual</u>	<u>Variance Final to Actual</u>
Undist. Expend. - Business and Other Support Serv.					
Increase in Sale/Lease-back Reserve	-	-	-	-	-
Salaries	-	-	-	-	-
Purchased Professional Services	-	-	-	-	-
Purchased Technical Services	-	-	-	-	-
Other Purchased Services (400-500 series Oth Residential Costs)	-	-	-	-	-
Sale/Lease-back Payments	-	-	-	-	-
Supplies and Materials	-	-	-	-	-
Interest on Current Loan	-	-	-	-	-
Interest on Lease Purchase Agreements	-	-	-	-	-
Miscellaneous Expenditures	-	-	-	-	-
Total Undist. Expend. - Business and Other Support Serv.	-	-	-	-	-
UNALLOCATED BENEFITS					
Group Insurance	-	-	-	-	-
Social Security Contributions	\$ 75,726	\$ (24,403)	\$ 51,323	\$ 50,966	\$ 357
T.P.A.F. Contributions - ERIP	-	-	-	-	-
Other Retirement Contributions - Regular	-	-	-	-	-
Other Retirement Contributions - ERIP	-	-	-	-	-
Unemployment Compensation	-	-	-	-	-
Workmen's Compensation	-	-	-	-	-
Health Benefits	795,656	-	795,656	754,127	41,529
Tuition Reimbursement	-	-	-	-	-
Other Employee Benefits	-	350	350	-	350
TOTAL UNALLOCATED BENEFITS	871,382	(24,053)	847,329	805,093	42,236
On-behalf TPAF pension Contributions (non-budgeted)	-	-	-	-	-
Reimbursed TPAF Social Security Contributions (non-budgeted)	-	-	-	-	-
TOTAL ON-BEHALF CONTRIBUTIONS	-	-	-	-	-
TOTAL PERSONAL SERVICES - EMPLOYEE BENEFITS	871,382	(24,053)	847,329	805,093	42,236
Undistributed Expenditures - Food Services					
Transfers to Cover Deficit (Enterprise Fund)	-	-	-	-	-
TOTAL UNDISTRIBUTED EXPENDITURES	1,768,438	(122,850)	1,645,588	1,550,975	94,613
TOTAL SCHOOL BASED BUDGET CURRENT EXPENSE	5,550,836	(268,617)	5,282,219	5,067,931	214,288
CAPITAL OUTLAY					
Equipment					
Regular Program - Instruction:					
Kindergarten	-	-	-	-	-
Grades 1-5	-	-	-	-	-
Grades 6-8	-	-	-	-	-
Grades 9-12	-	-	-	-	-
Home Instruction	-	-	-	-	-

**PATERSON PUBLIC SCHOOLS
 BLENDED RESOURCE FUND 15
 SCHEDULE OF BLENDED EXPENDITURES-BUDGET AND ACTUAL
 FOR THE FISCAL YEAR ENDED JUNE 30, 2009**

<u>School: No. 6</u>	<u>Original Budget</u>	<u>Budget Transfers</u>	<u>Final Budget</u>	<u>Actual</u>	<u>Variance Final to Actual</u>
Special Education - Instruction:					
Cognitive - Mild	-	-	-	-	-
Cognitive - Moderate	-	-	-	-	-
Learning and/or Language Disabilities	-	-	-	-	-
Visual Impairments	-	-	-	-	-
Auditory Impairments	-	-	-	-	-
Behavioral Disabilities	-	-	-	-	-
Multiple Disabilities	-	-	-	-	-
Resource Room/Resource Center	-	-	-	-	-
Autism	-	-	-	-	-
Preschool Disabilities - Part-Time	-	-	-	-	-
Preschool Disabilities - Full-Time	-	-	-	-	-
Home Instruction	-	-	-	-	-
Cognitive - Severe	-	-	-	-	-
Basic Skills/Remedial - Instruction	-	-	-	-	-
Bilingual Education - Instruction	-	-	-	-	-
Vocational Programs - Local - Instruction	-	-	-	-	-
School-Sponsored and Other Instructional Program	-	-	-	-	-
Undistributed Expenditures - Instruction	-	-	-	-	-
Undist.Expend.-Support Serv.-Students - Reg.	-	-	-	-	-
Undist.Expend.-Support Serv. - Related & Extraordinary	-	-	-	-	-
Undist.Expend.-Support Serv.-Students - Special	-	-	-	-	-
Undist.Expend.-Support Serv. - Inst. Staff	-	-	-	-	-
Undistributed Expenditures - General Admin.	-	-	-	-	-
Undistributed Expenditures - School Admin.	-	-	-	-	-
Undistributed Expenditures - Operation of Plant Services	-	-	-	-	-
Undistributed Expenditures - Student Trans. - Non Inst. Equip	-	-	-	-	-
School Buses - Regular	-	-	-	-	-
School Buses - Special	-	-	-	-	-
Undistributed Expenditures - Business/Other Support Serv.	-	-	-	-	-
Undistributed Expenditures - Non Inst. Serv.	-	-	-	-	-
Special Schools (All Programs)	-	-	-	-	-
Total Equipment	-	-	-	-	-
Facilities Acquisition and Construction Services					
Salaries	-	-	-	-	-
Legal Services	-	-	-	-	-
Other Purchased Prof. and Tech. Services	-	-	-	-	-
Construction Services	-	-	-	-	-
General Supplies	-	-	-	-	-
Land and Improvements	-	-	-	-	-
Lease Purchase Agreements - Principal	-	-	-	-	-
Buildings Other than Lease Purchase Agreement	-	-	-	-	-
Other Objects	-	-	-	-	-
Facilities Grant - Transfer to Special Revenue	-	-	-	-	-
Total Facilities Acquisition and Construction Services	-	-	-	-	-
Capital Reserve - Transfer to Capital Projects	-	-	-	-	-
Capital Reserve - Transfer to Debt Service	-	-	-	-	-
Assets Acquired Under Capital Leases (non-budgeted)					
Undistributed Expenditures:					
General Administration	-	-	-	-	-
School Administration	-	-	-	-	-
Assets Acquired Under Capital Leases (non-budgeted)	-	-	-	-	-
TOTAL CAPITAL OUTLAY	-	-	-	-	-

**PATERSON PUBLIC SCHOOLS
 BLENDED RESOURCE FUND 15
 SCHEDULE OF BLENDED EXPENDITURES-BUDGET AND ACTUAL
 FOR THE FISCAL YEAR ENDED JUNE 30, 2009**

<u>School: No. 6</u>	Original Budget	Budget Transfers	Final Budget	Actual	Variance Final to Actual
SPECIAL SCHOOLS					
Summer School - Instruction					
Salaries of Teachers	-	-	-	-	-
Other Salaries for Instruction	-	-	-	-	-
Purchased Professional and Technical Services	-	-	-	-	-
Other Purchased Services (400-500 series)	-	-	-	-	-
General Supplies	-	-	-	-	-
Textbooks	-	-	-	-	-
Other Objects	-	-	-	-	-
Total Summer School - Instruction	-	-	-	-	-
Summer School - Support Services					
Salaries	-	-	-	-	-
Personal Services - Employee Benefits	-	-	-	-	-
Purchased Professional and Technical Services	-	-	-	-	-
Other Purchased Services (400-500 series)	-	-	-	-	-
Supplies and Materials	-	-	-	-	-
Other Objects	-	-	-	-	-
Total Summer School - Support Services	-	-	-	-	-
Total Summer School	-	-	-	-	-
Other Special Schools - Instruction					
Salaries of Teachers	-	-	-	-	-
Other Salaries for Instruction	-	-	-	-	-
Purchased Professional and Technical Services	-	-	-	-	-
Other Purchased Services (400-500 series)	-	-	-	-	-
General Supplies	-	-	-	-	-
Textbooks	-	-	-	-	-
Other Objects	-	-	-	-	-
Total Other Special Schools - Instruction	-	-	-	-	-
Other Special Schools - Support Services					
Salaries	-	-	-	-	-
Personal Services - Employee Benefits	-	-	-	-	-
Purchased Professional and Technical Services	-	-	-	-	-
Other Purchased Services (400-500 series)	-	-	-	-	-
Supplies and Materials	-	-	-	-	-
Other Objects	-	-	-	-	-
Total Other Special Schools - Support Services	-	-	-	-	-
Total Other Special Schools	-	-	-	-	-
Accred. Even./Adult H.S./Post-Grad.-Inst.					
Salaries of Teachers	-	-	-	-	-
Other Salaries for Instruction	-	-	-	-	-
Purchased Professional and Technical Services	-	-	-	-	-
Other Purchased Services (400-500 series)	-	-	-	-	-
General Supplies	-	-	-	-	-
Textbooks	-	-	-	-	-
Other Objects	-	-	-	-	-
Total Accred. Even./Adult H.S./Post-Grad.-Inst.	-	-	-	-	-
Accred. Even./Adult H.S./Post-Grad.-Supp. Service					
Salaries	-	-	-	-	-
Personal Services - Employee Benefits	-	-	-	-	-
Purchased Professional and Technical Services	-	-	-	-	-
Other Purchased Services (400-500 series)	-	-	-	-	-
Supplies and Materials	-	-	-	-	-
Other Objects	-	-	-	-	-
Total Accred. Even./Adult H.S./Post-Grad.-Supp. Service	-	-	-	-	-
Total Accred. Even./Adult H.S./Post-Grad.	-	-	-	-	-

**PATERSON PUBLIC SCHOOLS
 BLENDED RESOURCE FUND 15
 SCHEDULE OF BLENDED EXPENDITURES-BUDGET AND ACTUAL
 FOR THE FISCAL YEAR ENDED JUNE 30, 2009**

<u>School: No. 6</u>	<u>Original Budget</u>	<u>Budget Transfers</u>	<u>Final Budget</u>	<u>Actual</u>	<u>Variance Final to Actual</u>
Adult Education-Local-Instruction					
Salaries of Teachers	-	-	-	-	-
Other Salaries for Instruction	-	-	-	-	-
Purchased Professional and Technical Services	-	-	-	-	-
Other Purchased Services (400-500 series)	-	-	-	-	-
General Supplies	-	-	-	-	-
Textbooks	-	-	-	-	-
Other Objects	-	-	-	-	-
Total Adult Education-Local-Instruction	-	-	-	-	-
Adult Education-Local -Support Serv.					
Salaries	-	-	-	-	-
Personal Services - Employee Benefits	-	-	-	-	-
Purchased Professional and Technical Services	-	-	-	-	-
Other Purchased Services (400-500 series)	-	-	-	-	-
Supplies and Materials	-	-	-	-	-
Other Objects	-	-	-	-	-
Total Adult Education-Local -Support Serv.	-	-	-	-	-
Total Adult Education-Local	-	-	-	-	-
Vocational Evening-Local-Instruction					
Salaries of Teachers	-	-	-	-	-
Other Salaries for Instruction	-	-	-	-	-
Purchased Professional and Technical Services	-	-	-	-	-
Other Purchased Services (400-500 series)	-	-	-	-	-
General Supplies	-	-	-	-	-
Textbooks	-	-	-	-	-
Other Objects	-	-	-	-	-
Total Vocational Evening-Local-Instruction	-	-	-	-	-
Vocational Evening-Local-Support Serv.					
Salaries	-	-	-	-	-
Personal Services - Employee Benefits	-	-	-	-	-
Purchased Professional and Technical Services	-	-	-	-	-
Other Purchased Services (400-500 series)	-	-	-	-	-
Supplies and Materials	-	-	-	-	-
Other Objects	-	-	-	-	-
Total Vocational Evening-Local-Support Serv.	-	-	-	-	-
Total Vocational Evening-Local	-	-	-	-	-
Even.-Sch.-Foreign-Born-Local-Inst.					
Salaries of Teachers	-	-	-	-	-
Other Salaries for Instruction	-	-	-	-	-
Purchased Professional and Technical Services	-	-	-	-	-
Other Purchased Services (400-500 series)	-	-	-	-	-
General Supplies	-	-	-	-	-
Textbooks	-	-	-	-	-
Other Objects	-	-	-	-	-
Total Even.-Sch.-Foreign-Born-Local-Inst.	-	-	-	-	-
Even.-Sch.-Foreign-Born-Local-Sup. Serv.					
Salaries	-	-	-	-	-
Personal Services - Employee Benefits	-	-	-	-	-
Purchased Professional and Technical Services	-	-	-	-	-
Other Purchased Services (400-500 series)	-	-	-	-	-
Supplies and Materials	-	-	-	-	-
Other Objects	-	-	-	-	-
Total Even.-Sch.-Foreign-Born-Local-Sup. Serv.	-	-	-	-	-
Total Even.-Sch.-Foreign-Born-Local	-	-	-	-	-
TOTAL SPECIAL SCHOOLS	-	-	-	-	-
Transfer of Funds to Charter Schools	-	-	-	-	-

**PATERSON PUBLIC SCHOOLS
 BLENDED RESOURCE FUND 15
 SCHEDULE OF BLENDED EXPENDITURES-BUDGET AND ACTUAL
 FOR THE FISCAL YEAR ENDED JUNE 30, 2009**

<u>School: No. 6</u>	<u>Original Budget</u>	<u>Budget Transfers</u>	<u>Final Budget</u>	<u>Actual</u>	<u>Variance Final to Actual</u>
TOTAL SCHOOL BASED EXPENDITURES	<u>\$ 5,550,836</u>	<u>\$ (268,617)</u>	<u>\$ 5,282,219</u>	<u>\$ 5,067,931</u>	<u>\$ 214,288</u>
Other Financing Sources:					
Operating Transfer In	5,550,836	(268,617)	5,282,219	5,067,931	214,288
Operating Transfer Out:					
Transfer to Food Service Fund - Board Contribution	-	-	-	-	-
Capital Leases (non-budgeted)	-	-	-	-	-
Total Other Financing Sources:	<u>5,550,836</u>	<u>(268,617)</u>	<u>5,282,219</u>	<u>5,067,931</u>	<u>214,288</u>
Excess (Deficiency) of Other Financing Sources Over (Under) Expenditures and Other Financing (Uses)	-	-	-	-	-
Fund Balance, July 1	-	-	-	-	-
Fund Balance, June 30	<u>\$ -</u>	<u>\$ -</u>	<u>\$ -</u>	<u>\$ -</u>	<u>\$ -</u>

**PATERSON PUBLIC SCHOOLS
 BLENDED RESOURCE FUND 15
 SCHEDULE OF BLENDED EXPENDITURES-BUDGET AND ACTUAL
 FOR THE FISCAL YEAR ENDED JUNE 30, 2009**

<u>School: No. 7</u>	<u>Original Budget</u>	<u>Budget Transfers</u>	<u>Final Budget</u>	<u>Actual</u>	<u>Variance Final to Actual</u>
REGULAR PROGRAMS - INSTRUCTION					
Regular Programs - Instruction					
Kindergarten - Salaries of Teachers	-	-	-	-	-
Grades 1-5 - Salaries of Teachers	\$ 238,233	\$ 31,548	\$ 269,781	\$ 269,781	-
Grades 6-8 - Salaries of Teachers	784,947	(90,618)	694,329	692,997	\$ 1,332
Grades 9-12 - Salaries of Teachers	-	-	-	-	-
Regular Programs - Home Instruction:					
Salaries of Teachers	-	-	-	-	-
Other Salaries for Instruction	-	-	-	-	-
Purchased Professional-Educational Services	-	-	-	-	-
Purchased Technical Services	-	-	-	-	-
Other Purchased Services (400-500 series)	-	-	-	-	-
General Supplies	-	-	-	-	-
Textbooks	-	-	-	-	-
Other Objects	-	-	-	-	-
Regular Programs - Undistributed Instruction					
Other Salaries for Instruction	-	-	-	-	-
Purchased Professional-Educational Services	-	-	-	-	-
Purchased Technical Services	450	-	450	75	375
Other Purchased Services (400-500 series)	-	-	-	-	-
General Supplies	22,874	3,000	25,874	25,399	475
Textbooks	15,000	(6,000)	9,000	8,587	413
Other Objects	-	1,897	1,897	1,670	227
TOTAL REGULAR PROGRAMS - INSTRUCTION	1,061,504	(60,173)	1,001,331	998,509	2,822
SPECIAL EDUCATION - INSTRUCTION					
Cognitive - Mild:					
Salaries of Teachers	106,839	(11,313)	95,526	95,526	-
Other Salaries for Instruction	86,272	(40,500)	45,772	45,772	-
Purchased Professional-Educational Services	-	-	-	-	-
Purchased Technical Services	-	-	-	-	-
Other Purchased Services (400-500 series)	-	-	-	-	-
General Supplies	2,000	-	2,000	1,920	80
Textbooks	1,000	-	1,000	986	14
Other Objects	-	-	-	-	-
Total Cognitive - Mild	196,111	(51,813)	144,298	144,204	94
Cognitive - Moderate:					
Salaries of Teachers	-	-	-	-	-
Other Salaries for Instruction	-	-	-	-	-
Purchased Professional-Educational Services	-	-	-	-	-
Purchased Technical Services	-	-	-	-	-
Other Purchased Services (400-500 series)	-	-	-	-	-
General Supplies	-	-	-	-	-
Textbooks	-	-	-	-	-
Other Objects	-	-	-	-	-
Total Cognitive - Moderate	-	-	-	-	-
Learning and/or Language Disabilities:					
Salaries of Teachers	110,063	-	110,063	102,463	7,600
Other Salaries for Instruction	72,269	29,967	102,236	101,317	919
Purchased Professional-Educational Services	-	-	-	-	-
Purchased Technical Services	-	-	-	-	-
Other Purchased Services (400-500 series)	-	-	-	-	-
General Supplies	2,000	-	2,000	1,998	2
Textbooks	1,000	-	1,000	986	14
Other Objects	-	-	-	-	-
Total Learning and/or Language Disabilities	185,332	29,967	215,299	206,764	8,535

Continued

**PATERSON PUBLIC SCHOOLS
 BLENDED RESOURCE FUND 15
 SCHEDULE OF BLENDED EXPENDITURES-BUDGET AND ACTUAL
 FOR THE FISCAL YEAR ENDED JUNE 30, 2009**

<u>School: No. 7</u>	<u>Original Budget</u>	<u>Budget Transfers</u>	<u>Final Budget</u>	<u>Actual</u>	<u>Variance Final to Actual</u>
Visual Impairments:					
Salaries of Teachers	-	-	-	-	-
Other Salaries for Instruction	-	-	-	-	-
Purchased Professional-Educational Services	-	-	-	-	-
Purchased Technical Services	-	-	-	-	-
Other Purchased Services (400-500 series)	-	-	-	-	-
General Supplies	-	-	-	-	-
Textbooks	-	-	-	-	-
Other Objects	-	-	-	-	-
Total Visual Impairments	-	-	-	-	-
Auditory Impairments:					
Salaries of Teachers	-	-	-	-	-
Other Salaries for Instruction	-	-	-	-	-
Purchased Professional-Educational Services	-	-	-	-	-
Purchased Technical Services	-	-	-	-	-
Other Purchased Services (400-500 series)	-	-	-	-	-
General Supplies	-	-	-	-	-
Textbooks	-	-	-	-	-
Other Objects	-	-	-	-	-
Total Auditory Impairments	-	-	-	-	-
Behavioral Disabilities:					
Salaries of Teachers	\$ 49,052	\$ 6,100	\$ 55,152	\$ 55,152	-
Other Salaries for Instruction	31,478	300	31,778	31,478	\$ 300
Purchased Professional-Educational Services	-	-	-	-	-
Purchased Technical Services	-	-	-	-	-
Other Purchased Services (400-500 series)	-	-	-	-	-
General Supplies	1,000	-	1,000	973	27
Textbooks	500	-	500	-	500
Other Objects	-	-	-	-	-
Total Behavioral Disabilities	82,030	6,400	88,430	87,603	827
Multiple Disabilities:					
Salaries of Teachers	56,970	(1,252)	55,718	55,375	343
Other Salaries for Instruction	32,610	-	32,610	31,744	866
Purchased Professional-Educational Services	-	-	-	-	-
Purchased Technical Services	-	-	-	-	-
Other Purchased Services (400-500 series)	-	-	-	-	-
General Supplies	1,000	-	1,000	979	21
Textbooks	500	-	500	469	31
Other Objects	-	-	-	-	-
Total Multiple Disabilities	91,080	(1,252)	89,828	88,567	1,261
Resource Room/Resource Center:					
Salaries of Teachers	122,991	29,665	152,656	152,656	-
Other Salaries for Instruction	-	-	-	-	-
Purchased Professional-Educational Services	-	-	-	-	-
Purchased Technical Services	-	-	-	-	-
Other Purchased Services (400-500 series)	-	-	-	-	-
General Supplies	1,000	-	1,000	987	13
Textbooks	-	-	-	-	-
Other Objects	-	-	-	-	-
Total Resource Room/Resource Center	123,991	29,665	153,656	153,643	13

Continued

**PATERSON PUBLIC SCHOOLS
 BLENDED RESOURCE FUND 15
 SCHEDULE OF BLENDED EXPENDITURES-BUDGET AND ACTUAL
 FOR THE FISCAL YEAR ENDED JUNE 30, 2009**

<u>School: No. 7</u>	<u>Original Budget</u>	<u>Budget Transfers</u>	<u>Final Budget</u>	<u>Actual</u>	<u>Variance Final to Actual</u>
Autism:					
Salaries of Teachers	-	-	-	-	-
Other Salaries for Instruction	-	-	-	-	-
Purchased Professional-Educational Services	-	-	-	-	-
Purchased Technical Services	-	-	-	-	-
Other Purchased Services (400-500 series)	-	-	-	-	-
General Supplies	-	-	-	-	-
Textbooks	-	-	-	-	-
Other Objects	-	-	-	-	-
Total Autism	-	-	-	-	-
Preschool Disabilities - Part-Time:					
Salaries of Teachers	-	-	-	-	-
Other Salaries for Instruction	-	-	-	-	-
Purchased Professional-Educational Services	-	-	-	-	-
Purchased Technical Services	-	-	-	-	-
Other Purchased Services (400-500 series)	-	-	-	-	-
General Supplies	-	-	-	-	-
Textbooks	-	-	-	-	-
Other Objects	-	-	-	-	-
Total Preschool Disabilities - Part-Time	-	-	-	-	-
Preschool Disabilities - Full-Time:					
Salaries of Teachers	-	-	-	-	-
Other Salaries for Instruction	-	-	-	-	-
Purchased Professional-Educational Services	-	-	-	-	-
Purchased Technical Services	-	-	-	-	-
Other Purchased Services (400-500 series)	-	-	-	-	-
General Supplies	-	-	-	-	-
Textbooks	-	-	-	-	-
Other Objects	-	-	-	-	-
Total Preschool Disabilities - Full-Time:	-	-	-	-	-
Home Instruction:					
Salaries of Teachers	-	-	-	-	-
Other Salaries for Instruction	-	-	-	-	-
Purchased Professional-Educational Services	-	-	-	-	-
Purchased Technical Services	-	-	-	-	-
Other Purchased Services (400-500 series)	-	-	-	-	-
General Supplies	-	-	-	-	-
Textbooks	-	-	-	-	-
Other Objects	-	-	-	-	-
Total Home Instruction	-	-	-	-	-
Cognitive - Severe:					
Salaries of Teachers	-	-	-	-	-
Other Salaries for Instruction	-	-	-	-	-
Purchased Professional-Educational Services	-	-	-	-	-
Purchased Technical Services	-	-	-	-	-
Other Purchased Services (400-500 series)	-	-	-	-	-
General Supplies	-	-	-	-	-
Textbooks	-	-	-	-	-
Other Objects	-	-	-	-	-
Total Cognitive - Severe	-	-	-	-	-
TOTAL SPECIAL EDUCATION - INSTRUCTION	\$ 678,544	\$ 12,967	\$ 691,511	\$ 680,781	\$ 10,730

**PATERSON PUBLIC SCHOOLS
 BLENDED RESOURCE FUND 15
 SCHEDULE OF BLENDED EXPENDITURES-BUDGET AND ACTUAL
 FOR THE FISCAL YEAR ENDED JUNE 30, 2009**

<u>School: No. 7</u>	<u>Original Budget</u>	<u>Budget Transfers</u>	<u>Final Budget</u>	<u>Actual</u>	<u>Variance Final to Actual</u>
Basic Skills/Remedial - Instruction					
Salaries of Teachers	-	-	-	-	-
Other Salaries for Instruction	-	-	-	-	-
Purchased Professional-Educational Services	-	-	-	-	-
Purchased Technical Services	-	-	-	-	-
Other Purchased Services (400-500 series)	-	-	-	-	-
General Supplies	-	-	-	-	-
Textbooks	-	-	-	-	-
Other Objects	-	-	-	-	-
Total Basic Skills/Remedial - Instruction	<u>-</u>	<u>-</u>	<u>-</u>	<u>-</u>	<u>-</u>
Bilingual Education - Instruction					
Salaries of Teachers	\$ 101,463	-	\$ 101,463.0	\$ 101,463.0	-
Other Salaries for Instruction	-	-	-	-	-
Purchased Professional-Educational Services	-	-	-	-	-
Purchased Technical Services	-	-	-	-	-
Other Purchased Services (400-500 series)	-	-	-	-	-
General Supplies	200	-	200	169	\$ 31
Textbooks	400	-	400	384	16
Other Objects	-	-	-	-	-
Total Bilingual Education - Instruction	<u>102,063</u>	<u>-</u>	<u>102,063</u>	<u>102,016</u>	<u>47</u>
Vocational Programs - Local - Instruction					
Salaries of Teachers	-	-	-	-	-
Other Salaries for Instruction	-	-	-	-	-
Purchased Professional-Educational Services	-	-	-	-	-
Purchased Technical Services	-	-	-	-	-
Other Purchased Services (400-500 series)	-	-	-	-	-
General Supplies	-	-	-	-	-
Textbooks	-	-	-	-	-
Other Objects	-	-	-	-	-
Total Vocational Programs - Local - Instruction	<u>-</u>	<u>-</u>	<u>-</u>	<u>-</u>	<u>-</u>
School-Spon. Cocurricular Actvts. - Inst.					
Salaries	-	-	-	-	-
Purchased Services (300-500 series)	-	-	-	-	-
Supplies and Materials	-	-	-	-	-
Other Objects	-	-	-	-	-
Transfers to Cover Deficit (Agency Funds)	-	-	-	-	-
Total School-Spon. Cocurricular Actvts. - Inst.	<u>-</u>	<u>-</u>	<u>-</u>	<u>-</u>	<u>-</u>
School-Spon. Cocurricular Athletics - Inst.					
Salaries	-	-	-	-	-
Purchased Services (300-500 series)	-	-	-	-	-
Supplies and Materials	-	-	-	-	-
Other Objects	-	-	-	-	-
Transfers to Cover Deficit (Agency Funds)	-	-	-	-	-
Total School-Spon. Cocurricular Athletics - Inst.	<u>-</u>	<u>-</u>	<u>-</u>	<u>-</u>	<u>-</u>
Other Instructional Programs - Instruction					
Salaries	-	-	-	-	-
Purchased Services (300-500 series)	-	-	-	-	-
Supplies and Materials	-	-	-	-	-
Other Objects	-	-	-	-	-
Transfers to Cover Deficit (Agency Funds)	-	-	-	-	-
Total Other Instructional Programs - Instruction	<u>-</u>	<u>-</u>	<u>-</u>	<u>-</u>	<u>-</u>

PATERSON PUBLIC SCHOOLS
BLENDED RESOURCE FUND 15
SCHEDULE OF BLENDED EXPENDITURES-BUDGET AND ACTUAL
FOR THE FISCAL YEAR ENDED JUNE 30, 2009

<u>School: No. 7</u>	Original Budget	Budget Transfers	Final Budget	Actual	Variance Final to Actual
Community Services Programs/Operations					
Salaries	-	-	-	-	-
Purchased Services (300-500 series)	-	-	-	-	-
Supplies and Materials	-	-	-	-	-
Other Objects	-	-	-	-	-
Transfers to Cover Deficit (Agency Funds)	-	-	-	-	-
Total Community Services/Operations	-	-	-	-	-
Total Instruction	\$ 1,842,111	\$ (47,206)	\$ 1,794,905	\$ 1,781,306	\$ 13,599
Undistributed Expenditures - Instruction:					
Tuition to Other LEAs Within the State - Regular	-	-	-	-	-
Tuition to Other LEAs Within the Stat - Special	-	-	-	-	-
Tuition to County Voc. School Dist. - Regular	-	-	-	-	-
Tuition to County Voc. School Dist. - Special	-	-	-	-	-
Tuition to CSSD & Regional Day Schools	-	-	-	-	-
Tuition to Private Schools for the Disabled - Within State	-	-	-	-	-
Tuition to Private Schools for the Disabled & Oth LEAS - Spl, O/S	-	-	-	-	-
Tuition - State Facilities	-	-	-	-	-
Tuition - Other	-	-	-	-	-
Total Undistributed Expenditures - Instruction:	-	-	-	-	-
Undistributed Expend. - Attend. & Social Work					
Salaries	16,900	97	16,997	15,737	1,260
Purchased Professional and Technical Services	-	-	-	-	-
Other Purchased Services (400-500 series)	-	-	-	-	-
Supplies and Materials	400	-	400	-	400
Other Objects	-	-	-	-	-
Total Undistributed Expend. - Attend. & Social Work	17,300	97	17,397	15,737	1,660
Undistributed Expenditures - Health Services					
Salaries	98,343	(1,605)	96,738	75,885	20,853
Purchased Professional and Technical Services	-	-	-	-	-
Other Purchased Services (400-500 series)	-	-	-	-	-
Supplies and Materials	100	-	100	99	1
Other Objects	-	-	-	-	-
Total Undistributed Expenditures - Health Services	98,443	(1,605)	96,838	75,984	20,854
Undist. Expend. - Other Supp. Serv. Students - Related Serv.					
Salaries	-	-	-	-	-
Purchased Professional - Educational Services	-	-	-	-	-
Supplies and Materials	-	-	-	-	-
Other Objects	-	-	-	-	-
Total Undist. Expend. - Other Supp. Serv. Students - Related Serv.	-	-	-	-	-
Undist. Expend. - Other Supp. Serv. Students - Extra Serv.					
Salaries	-	-	-	-	-
Purchased Professional - Educational Services	-	-	-	-	-
Supplies and Materials	-	-	-	-	-
Other Objects	-	-	-	-	-
Total Undist. Expend. - Other Supp. Serv. Students - Extra Serv.	-	-	-	-	-
Undist. Expend. - Other Supp. Serv. Students-Reg.					
Salaries	79,330	-	79,330	69,999	9,331
Salaries of Secretarial and Clerical Assistants	-	-	-	-	-
Other Salaries	-	-	-	-	-
Purchased Professional - Educational Services	-	-	-	-	-
Other Purchased Prof. and Tech. Services	-	-	-	-	-
Other Purchased Services (400-500 series)	-	-	-	-	-
Supplies and Materials	500	-	500	410	90
Other Objects	-	-	-	-	-
Total Undist. Expend. - Other Supp. Serv. Students-Reg.	79,830	-	79,830	70,409	9,421

Continued

PATERSON PUBLIC SCHOOLS
BLENDED RESOURCE FUND 15
SCHEDULE OF BLENDED EXPENDITURES-BUDGET AND ACTUAL
FOR THE FISCAL YEAR ENDED JUNE 30, 2009

<u>School: No. 7</u>	<u>Original Budget</u>	<u>Budget Transfers</u>	<u>Final Budget</u>	<u>Actual</u>	<u>Variance Final to Actual</u>
Undist. Expend. - Other Supp. Serv. Students -Spl.					
Salaries of Other Professional Staff	-	-	-	-	-
Salaries of Secretarial and Clerical Assistants	-	-	-	-	-
Other Salaries	-	-	-	-	-
Purchased Professional - Educational Services	-	-	-	-	-
Other Purchased Prof. and Tech. Services	-	-	-	-	-
Residential Costs	-	-	-	-	-
Mis. Pur. Serv.(400-500 series O/than Residential)	-	-	-	-	-
Supplies and Materials	-	-	-	-	-
Other Objects	-	-	-	-	-
Total Undist. Expend. - Other Supp. Serv. Students -Spl.	-	-	-	-	-
Undist. Expend. - Improvement of Inst. Serv.					
Salaries of Supervisor of Instruction	-	-	-	-	-
Salaries of Other Professional Staff	\$ 99,071	\$ (7,000)	\$ 92,071	\$ 82,689	\$ 9,382
Salaries of Secr and Clerical Assist.	-	-	-	-	-
Other Salaries	-	-	-	-	-
Purchased Prof- Educational Services	-	-	-	-	-
Other Purch Prof. and Tech. Services	-	-	-	-	-
Other Purch Services (400-500)	-	-	-	-	-
Supplies and Materials	100	-	100	99	1
Other Objects	-	-	-	-	-
Total Undist. Expend. - Improvement of Inst. Serv.	99,171	(7,000)	92,171	82,788	9,383
Undist. Expend. - Edu. Media Serv./Sch. Library					
Salaries	149,511	-	149,511	141,933	7,578
Purchased Professional and Technical Services	-	-	-	-	-
Other Purchased Services (400-500 series)	1,500	(300)	1,200	1,198	2
Supplies and Materials	1,500	3,000	4,500	3,206	1,294
Other Objects	-	-	-	-	-
Total Undist. Expend. - Edu. Media Serv./Sch. Library	152,511	2,700	155,211	146,337	8,874
Undist. Expend. - Instructional Staff Training Serv.					
Salaries of Supervisors of Instruction	-	-	-	-	-
Salaries of Other Professional Staff	-	-	-	-	-
Salaries of Secretarial and Clerical Assist	-	-	-	-	-
Other Salaries	-	-	-	-	-
Purchased Professional - Educational Serv	-	-	-	-	-
Other Purchased Prof. and Tech. Services	-	-	-	-	-
Other Purchased Services (400-500 series)	-	-	-	-	-
Supplies and Materials	-	-	-	-	-
Other Objects	-	-	-	-	-
Total Undist. Expend. - Instructional Staff Training Serv.	-	-	-	-	-
Undist. Expend. - Supp. Serv. - General Admin.					
Salaries	-	-	-	-	-
Legal Services	-	-	-	-	-
Other Purchased Professional Services	-	-	-	-	-
Purchased Technical Services	-	-	-	-	-
Communications/Telephone	-	-	-	-	-
Other Purchased Services (400-500 series)	-	-	-	-	-
Supplies and Materials	-	-	-	-	-
Judgements Against The School District	-	-	-	-	-
Miscellaneous Expenditures	-	-	-	-	-
Total Undist. Expend. - Supp. Serv. - General Admin.	-	-	-	-	-

**PATERSON PUBLIC SCHOOLS
 BLENDED RESOURCE FUND 15
 SCHEDULE OF BLENDED EXPENDITURES-BUDGET AND ACTUAL
 FOR THE FISCAL YEAR ENDED JUNE 30, 2009**

<u>School: No. 7</u>	<u>Original Budget</u>	<u>Budget Transfers</u>	<u>Final Budget</u>	<u>Actual</u>	<u>Variance Final to Actual</u>
Undist. Expend. - Support Serv. - School Admin.					
Salaries of Principals/Assistant Principals	\$ 83,000	\$ 8,692	\$ 91,692	\$ 91,692	-
Salaries of Other Professional Staff		-			-
Salaries of Secretarial and Clerical Assistants	33,690	-	33,690	32,966	\$ 724
Other Salaries		-			-
Purchased Professional and Technical Services		-			-
Other Purchased Services (400-500 series)		300	300		300
Supplies and Materials	1,500	-	1,500	1,464	36
Other Objects	-	-	-	-	-
Total Undist. Expend. - Support Serv. - School Admin.	<u>118,190</u>	<u>8,992</u>	<u>127,182</u>	<u>126,122</u>	<u>1,060</u>
Undist. Expend. -Allowable Maintenance for School Facilities					
Salaries	-	-	-	-	-
Cleaning, Repair, and Maintenance Services	-	-	-	-	-
General Supplies	-	-	-	-	-
Other Objects	-	-	-	-	-
Total Undist. Expend. -Allowable Maintenance for School Facilities	<u>-</u>	<u>-</u>	<u>-</u>	<u>-</u>	<u>-</u>
Undist. Expend. - Oth. Oper. & Maint. of Plant					
Salaries	-	-	-	-	-
Purchased Professional and Technical Services	-	-	-	-	-
Cleaning, Repair and Maintenance Services	-	-	-	-	-
Rental of land & Building Other than Lease Purchases	-	-	-	-	-
Other Purchased Property Services	-	-	-	-	-
Insurance	-	-	-	-	-
Miscellaneous Purchased Services	-	-	-	-	-
General Supplies	-	-	-	-	-
Energy (Energy and Electricity)	-	-	-	-	-
Other Objects	-	-	-	-	-
Total Undist. Expend. - Other Oper. & Maint. Of Plant	<u>-</u>	<u>-</u>	<u>-</u>	<u>-</u>	<u>-</u>
Total Undist. Expend. - Oper. & Maint. Of Plant	<u>-</u>	<u>-</u>	<u>-</u>	<u>-</u>	<u>-</u>
Undist. Expend. - Student Transportation Serv.					
Sal. For Pup. Trans. (Bet. Home and School) - Regular	-	-	-	-	-
Sal. For Pup. Trans. (Bet. Home and School) - Special	-	-	-	-	-
Sal. For Pup. Trans. (Other than Bet. Home and School)	-	-	-	-	-
Management Fees - ESC & CTSA Transportation Programs	-	-	-	-	-
Other Purchased Professional and Technical Services	-	-	-	-	-
Cleaning, Repair and Maintenance Services	-	-	-	-	-
Rental Payments - School Buses	-	-	-	-	-
Lease Purchase Payments - School Buses	-	-	-	-	-
Contract Services - (Between Home and School) - Vendors	-	-	-	-	-
Contr Serv (Oth. than Bet Home & Sch)-Vend	-	1,125	1,125	925	200
Contract Services - (Between Home and Sch) - Joint Agrmts	-	-	-	-	-
Contr Serv (Spl. Ed. Students) - Vendors	-	-	-	-	-
Contr Serv (Spl. Ed. Students) - Joint Agrmt	-	-	-	-	-
Contr Serv (Regular Students) - ESCs & CTSA	-	-	-	-	-
Contr Serv (Spl. Ed. Students) - ESCs & CTSA	-	-	-	-	-
Contr Serv. - Aid in Lieu Payments	-	-	-	-	-
Misc. Purchased Serv. - Transportation	-	-	-	-	-
Supplies and Materials	-	-	-	-	-
Miscellaneous Expenditures	-	-	-	-	-
Total Undist. Expend. - Student Transportation Serv.	<u>-</u>	<u>1,125</u>	<u>1,125</u>	<u>925</u>	<u>200</u>

**PATERSON PUBLIC SCHOOLS
BLENDED RESOURCE FUND 15
SCHEDULE OF BLENDED EXPENDITURES-BUDGET AND ACTUAL
FOR THE FISCAL YEAR ENDED JUNE 30, 2009**

<u>School: No. 7</u>	<u>Original Budget</u>	<u>Budget Transfers</u>	<u>Final Budget</u>	<u>Actual</u>	<u>Variance Final to Actual</u>
Undist. Expend. - Business and Other Support Serv.					
Increase in Sale/Lease-back Reserve	-	-	-	-	-
Salaries	-	-	-	-	-
Purchased Professional Services	-	-	-	-	-
Purchased Technical Services	-	-	-	-	-
Other Purchased Services (400-500 series Oth Residential Costs)	-	-	-	-	-
Sale/Lease-back Payments	-	-	-	-	-
Supplies and Materials	-	-	-	-	-
Interest on Current Loan	-	-	-	-	-
Interest on Lease Purchase Agreements	-	-	-	-	-
Miscellaneous Expenditures	-	-	-	-	-
Total Undist. Expend. - Business and Other Support Serv.	-	-	-	-	-
UNALLOCATED BENEFITS					
Group Insurance	-	-	-	-	-
Social Security Contributions	\$ 32,668	-	\$ 32,668	\$ 28,755	\$ 3,913
T.P.A.F. Contributions - ERIP	-	-	-	-	-
Other Retirement Contributions - Regular	-	-	-	-	-
Other Retirement Contributions - ERIP	-	-	-	-	-
Unemployment Compensation	-	-	-	-	-
Workmen's Compensation	-	-	-	-	-
Health Benefits	466,777	-	466,777	424,002	42,775
Tuition Reimbursement	-	-	-	-	-
Other Employee Benefits	-	-	-	-	-
TOTAL UNALLOCATED BENEFITS	499,445	-	499,445	432,757	46,688
On-behalf TPAF pension Contributions (non-budgeted)	-	-	-	-	-
Reimbursed TPAF Social Security Contributions (non-budgeted)	-	-	-	-	-
TOTAL ON-BEHALF CONTRIBUTIONS	-	-	-	-	-
TOTAL PERSONAL SERVICES - EMPLOYEE BENEFITS	499,445	-	499,445	432,757	46,688
Undistributed Expenditures - Food Services					
Transfers to Cover Deficit (Enterprise Fund)	-	-	-	-	-
TOTAL UNDISTRIBUTED EXPENDITURES	1,064,890	\$ 4,309	1,069,199	971,059	98,140
TOTAL SCHOOL BASED BUDGET CURRENT EXPENSE	2,907,001	(42,897)	2,864,104	2,752,365	111,739
CAPITAL OUTLAY					
Equipment					
Regular Program - Instruction:					
Kindergarten	-	-	-	-	-
Grades 1-5	-	-	-	-	-
Grades 6-8	-	-	-	-	-
Grades 9-12	-	-	-	-	-
Home Instruction	-	-	-	-	-
Special Education - Instruction:					
Cognitive - Mild	-	-	-	-	-
Cognitive - Moderate	-	-	-	-	-
Learning and/or Language Disabilities	-	-	-	-	-
Visual Impairments	-	-	-	-	-
Auditory Impairments	-	-	-	-	-
Behavioral Disabilities	-	-	-	-	-
Multiple Disabilities	-	-	-	-	-
Resource Room/Resource Center	-	-	-	-	-
Autism	-	-	-	-	-
Preschool Disabilities - Part-Time	-	-	-	-	-
Preschool Disabilities - Full-Time	-	-	-	-	-
Home Instruction	-	-	-	-	-
Cognitive - Severe	-	-	-	-	-

Continued

**PATERSON PUBLIC SCHOOLS
 BLENDED RESOURCE FUND 15
 SCHEDULE OF BLENDED EXPENDITURES-BUDGET AND ACTUAL
 FOR THE FISCAL YEAR ENDED JUNE 30, 2009**

<u>School: No. 7</u>	Original Budget	Budget Transfers	Final Budget	Actual	Variance Final to Actual
Basic Skills/Remedial - Instruction	-	-	-	-	-
Bilingual Education - Instruction	-	-	-	-	-
Vocational Programs - Local - Instruction	-	-	-	-	-
School-Sponsored and Other Instructional Program	-	-	-	-	-
Undistributed Expenditures - Instruction	-	-	-	-	-
Undist.Expend.-Support Serv.-Students - Reg.	-	-	-	-	-
Undist.Expend.-Support Serv. - Related & Extraordinary	-	-	-	-	-
Undist.Expend.-Support Serv.-Students - Special	-	-	-	-	-
Undist.Expend.-Support Serv. - Inst. Staff	-	-	-	-	-
Undistributed Expenditures - General Admin.	-	-	-	-	-
Undistributed Expenditures - School Admin.	-	-	-	-	-
Undistributed Expenditures - Operation of Plant Services	-	-	-	-	-
Undistributed Expenditures - Student Trans. - Non Inst. Equip	-	-	-	-	-
School Buses - Regular	-	-	-	-	-
School Buses - Special	-	-	-	-	-
Undistributed Expenditures - Business/Other Support Serv.	-	-	-	-	-
Undistributed Expenditures - Non Inst. Serv.	-	-	-	-	-
Special Schools (All Programs)	-	-	-	-	-
Total Equipment	-	-	-	-	-
Facilities Acquisition and Construction Services	-	-	-	-	-
Salaries	-	-	-	-	-
Legal Services	-	-	-	-	-
Other Purchased Prof. and Tech. Services	-	-	-	-	-
Construction Services	-	-	-	-	-
General Supplies	-	-	-	-	-
Land and Improvements	-	-	-	-	-
Lease Purchase Agreements - Principal	-	-	-	-	-
Buildings Other than Lease Purchase Agreement	-	-	-	-	-
Other Objects	-	-	-	-	-
Facilities Grant - Transfer to Special Revenue	-	-	-	-	-
Total Facilities Acquisition and Construction Services	-	-	-	-	-
Capital Reserve - Transfer to Capital Projects	-	-	-	-	-
Capital Reserve - Transfer to Debt Service	-	-	-	-	-
Assets Acquired Under Capital Leases (non-budgeted)	-	-	-	-	-
Undistributed Expenditures:	-	-	-	-	-
General Administration	-	-	-	-	-
School Administration	-	-	-	-	-
Assets Acquired Under Capital Leases (non-budgeted)	-	-	-	-	-
TOTAL CAPITAL OUTLAY	-	-	-	-	-
SPECIAL SCHOOLS	-	-	-	-	-
Summer School - Instruction	-	-	-	-	-
Salaries of Teachers	-	-	-	-	-
Other Salaries for Instruction	-	-	-	-	-
Purchased Professional and Technical Services	-	-	-	-	-
Other Purchased Services (400-500 series)	-	-	-	-	-
General Supplies	-	-	-	-	-
Textbooks	-	-	-	-	-
Other Objects	-	-	-	-	-
Total Summer School - Instruction	-	-	-	-	-

**PATERSON PUBLIC SCHOOLS
 BLENDED RESOURCE FUND 15
 SCHEDULE OF BLENDED EXPENDITURES-BUDGET AND ACTUAL
 FOR THE FISCAL YEAR ENDED JUNE 30, 2009**

<u>School: No. 7</u>	<u>Original Budget</u>	<u>Budget Transfers</u>	<u>Final Budget</u>	<u>Actual</u>	<u>Variance Final to Actual</u>
Summer School - Support Services					
Salaries	-	-	-	-	-
Personal Services - Employee Benefits	-	-	-	-	-
Purchased Professional and Technical Services	-	-	-	-	-
Other Purchased Services (400-500 series)	-	-	-	-	-
Supplies and Materials	-	-	-	-	-
Other Objects	-	-	-	-	-
Total Summer School - Support Services	-	-	-	-	-
Total Summer School	-	-	-	-	-
Other Special Schools - Instruction					
Salaries of Teachers	-	-	-	-	-
Other Salaries for Instruction	-	-	-	-	-
Purchased Professional and Technical Services	-	-	-	-	-
Other Purchased Services (400-500 series)	-	-	-	-	-
General Supplies	-	-	-	-	-
Textbooks	-	-	-	-	-
Other Objects	-	-	-	-	-
Total Other Special Schools - Instruction	-	-	-	-	-
Other Special Schools - Support Services					
Salaries	-	-	-	-	-
Personal Services - Employee Benefits	-	-	-	-	-
Purchased Professional and Technical Services	-	-	-	-	-
Other Purchased Services (400-500 series)	-	-	-	-	-
Supplies and Materials	-	-	-	-	-
Other Objects	-	-	-	-	-
Total Other Special Schools - Support Services	-	-	-	-	-
Total Other Special Schools	-	-	-	-	-
Accred. Even./Adult H.S./Post-Grad.-Inst.					
Salaries of Teachers	-	-	-	-	-
Other Salaries for Instruction	-	-	-	-	-
Purchased Professional and Technical Services	-	-	-	-	-
Other Purchased Services (400-500 series)	-	-	-	-	-
General Supplies	-	-	-	-	-
Textbooks	-	-	-	-	-
Other Objects	-	-	-	-	-
Total Accred. Even./Adult H.S./Post-Grad.-Inst.	-	-	-	-	-
Accred. Even./Adult H.S./Post-Grad.-Supp. Service					
Salaries	-	-	-	-	-
Personal Services - Employee Benefits	-	-	-	-	-
Purchased Professional and Technical Services	-	-	-	-	-
Other Purchased Services (400-500 series)	-	-	-	-	-
Supplies and Materials	-	-	-	-	-
Other Objects	-	-	-	-	-
Total Accred. Even./Adult H.S./Post-Grad.-Supp. Service	-	-	-	-	-
Total Accred. Even./Adult H.S./Post-Grad.	-	-	-	-	-
Adult Education-Local-Instruction					
Salaries of Teachers	-	-	-	-	-
Other Salaries for Instruction	-	-	-	-	-
Purchased Professional and Technical Services	-	-	-	-	-
Other Purchased Services (400-500 series)	-	-	-	-	-
General Supplies	-	-	-	-	-
Textbooks	-	-	-	-	-
Other Objects	-	-	-	-	-
Total Adult Education-Local-Instruction	-	-	-	-	-

Continued

**PATERSON PUBLIC SCHOOLS
 BLENDED RESOURCE FUND 15
 SCHEDULE OF BLENDED EXPENDITURES-BUDGET AND ACTUAL
 FOR THE FISCAL YEAR ENDED JUNE 30, 2009**

<u>School: No. 7</u>	<u>Original Budget</u>	<u>Budget Transfers</u>	<u>Final Budget</u>	<u>Actual</u>	<u>Variance Final to Actual</u>
Adult Education-Local -Support Serv.					
Salaries	-	-	-	-	-
Personal Services - Employee Benefits	-	-	-	-	-
Purchased Professional and Technical Services	-	-	-	-	-
Other Purchased Services (400-500 series)	-	-	-	-	-
Supplies and Materials	-	-	-	-	-
Other Objects	-	-	-	-	-
Total Adult Education-Local -Support Serv.	-	-	-	-	-
Total Adult Education-Local	-	-	-	-	-
Vocational Evening-Local-Instruction					
Salaries of Teachers	-	-	-	-	-
Other Salaries for Instruction	-	-	-	-	-
Purchased Professional and Technical Services	-	-	-	-	-
Other Purchased Services (400-500 series)	-	-	-	-	-
General Supplies	-	-	-	-	-
Textbooks	-	-	-	-	-
Other Objects	-	-	-	-	-
Total Vocational Evening-Local-Instruction	-	-	-	-	-
Vocational Evening-Local-Support Serv.					
Salaries	-	-	-	-	-
Personal Services - Employee Benefits	-	-	-	-	-
Purchased Professional and Technical Services	-	-	-	-	-
Other Purchased Services (400-500 series)	-	-	-	-	-
Supplies and Materials	-	-	-	-	-
Other Objects	-	-	-	-	-
Total Vocational Evening-Local-Support Serv.	-	-	-	-	-
Total Vocational Evening-Local	-	-	-	-	-
Even.-Sch.-Foreign-Born-Local-Inst.					
Salaries of Teachers	-	-	-	-	-
Other Salaries for Instruction	-	-	-	-	-
Purchased Professional and Technical Services	-	-	-	-	-
Other Purchased Services (400-500 series)	-	-	-	-	-
General Supplies	-	-	-	-	-
Textbooks	-	-	-	-	-
Other Objects	-	-	-	-	-
Total Even.-Sch.-Foreign-Born-Local-Inst.	-	-	-	-	-
Even.-Sch.-Foreign-Born-Local-Sup. Serv.					
Salaries	-	-	-	-	-
Personal Services - Employee Benefits	-	-	-	-	-
Purchased Professional and Technical Services	-	-	-	-	-
Other Purchased Services (400-500 series)	-	-	-	-	-
Supplies and Materials	-	-	-	-	-
Other Objects	-	-	-	-	-
Total Even.-Sch.-Foreign-Born-Local-Sup. Serv.	-	-	-	-	-
Total Even.-Sch.-Foreign-Born-Local	-	-	-	-	-
TOTAL SPECIAL SCHOOLS	-	-	-	-	-
Transfer of Funds to Charter Schools	-	-	-	-	-
TOTAL SCHOOL BASED EXPENDITURES	<u>\$ 2,907,001</u>	<u>\$ (42,897)</u>	<u>\$ 2,864,104</u>	<u>\$ 2,752,365</u>	<u>\$ 111,739</u>

**PATERSON PUBLIC SCHOOLS
 BLENDED RESOURCE FUND 15
 SCHEDULE OF BLENDED EXPENDITURES-BUDGET AND ACTUAL
 FOR THE FISCAL YEAR ENDED JUNE 30, 2009**

<u>School: No. 7</u>	<u>Original Budget</u>	<u>Budget Transfers</u>	<u>Final Budget</u>	<u>Actual</u>	<u>Variance Final to Actual</u>
Other Financing Sources:					
Operating Transfer In	\$ 2,907,001	\$ (42,897)	\$ 2,864,104	\$ 2,752,365	\$ 111,739
Operating Transfer Out:					
Transfer to Food Service Fund - Board Contribution	-	-	-	-	-
Capital Leases (non-budgeted)	-	-	-	-	-
Total Other Financing Sources:	<u>2,907,001</u>	<u>(42,897)</u>	<u>2,864,104</u>	<u>2,752,365</u>	<u>111,739</u>
Excess (Deficiency) of Other Financing Sources Over (Under) Expenditures and Other Financing (Uses)	-	-	-	-	-
Fund Balance, July 1	-	-	-	-	-
Fund Balance, June 30	<u>\$ -</u>	<u>\$ -</u>	<u>\$ -</u>	<u>\$ -</u>	<u>\$ -</u>

**PATERSON PUBLIC SCHOOLS
 BLENDED RESOURCE FUND 15
 SCHEDULE OF BLENDED EXPENDITURES-BUDGET AND ACTUAL
 FOR THE FISCAL YEAR ENDED JUNE 30, 2009**

<u>School: No. 8</u>	<u>Original Budget</u>	<u>Budget Transfers</u>	<u>Final Budget</u>	<u>Actual</u>	<u>Variance Final to Actual</u>
REGULAR PROGRAMS - INSTRUCTION					
Regular Programs - Instruction					
Kindergarten - Salaries of Teachers	\$ 205,703	\$ 377	\$ 206,080	\$ 206,080	-
Grades 1-5 - Salaries of Teachers	1,246,981	(53,760)	1,193,221	1,171,978	\$ 21,243
Grades 6-8 - Salaries of Teachers	953,775	(38,823)	914,952	902,676	12,276
Grades 9-12 - Salaries of Teachers	-	-	-	-	-
Regular Programs - Home Instruction:					
Salaries of Teachers	-	-	-	-	-
Other Salaries for Instruction	-	-	-	-	-
Purchased Professional -Educational Services	-	-	-	-	-
Purchased Technical Services	-	-	-	-	-
Other Purchased Services (400-500 series)	-	-	-	-	-
General Supplies	-	-	-	-	-
Textbooks	-	-	-	-	-
Other Objects	-	-	-	-	-
Regular Programs - Undistributed Instruction					
Other Salaries for Instruction	152,179	(48,868)	103,311	103,311	-
Purchased Professional-Educational Services	-	-	-	-	-
Purchased Technical Services	-	-	-	-	-
Other Purchased Services (400-500 series)	-	-	-	-	-
General Supplies	115,000	-	115,000	89,876	25,124
Textbooks	24,763	-	24,763	5,937	18,826
Other Objects	-	-	-	-	-
TOTAL REGULAR PROGRAMS - INSTRUCTION	2,698,401	(141,074)	2,557,327	2,479,858	77,469
SPECIAL EDUCATION - INSTRUCTION					
Cognitive - Mild:					
Salaries of Teachers	-	-	-	-	-
Other Salaries for Instruction	-	-	-	-	-
Purchased Professional-Educational Services	-	-	-	-	-
Purchased Technical Services	-	-	-	-	-
Other Purchased Services (400-500 series)	-	-	-	-	-
General Supplies	-	-	-	-	-
Textbooks	-	-	-	-	-
Other Objects	-	-	-	-	-
Total Cognitive - Mild	-	-	-	-	-
Cognitive - Moderate:					
Salaries of Teachers	-	-	-	-	-
Other Salaries for Instruction	-	-	-	-	-
Purchased Professional-Educational Services	-	-	-	-	-
Purchased Technical Services	-	-	-	-	-
Other Purchased Services (400-500 series)	-	-	-	-	-
General Supplies	-	-	-	-	-
Textbooks	-	-	-	-	-
Other Objects	-	-	-	-	-
Total Cognitive - Moderate	-	-	-	-	-
Learning and/or Language Disabilities:					
Salaries of Teachers	-	-	-	-	-
Other Salaries for Instruction	-	-	-	-	-
Purchased Professional-Educational Services	-	-	-	-	-
Purchased Technical Services	-	-	-	-	-
Other Purchased Services (400-500 series)	-	-	-	-	-
General Supplies	-	-	-	-	-
Textbooks	-	-	-	-	-
Other Objects	-	-	-	-	-
Total Learning and/or Language Disabilities	-	-	-	-	-

Continued

PATERSON PUBLIC SCHOOLS
BLENDED RESOURCE FUND 15
SCHEDULE OF BLENDED EXPENDITURES—BUDGET AND ACTUAL
FOR THE FISCAL YEAR ENDED JUNE 30, 2009

<u>School: No. 8</u>	<u>Original Budget</u>	<u>Budget Transfers</u>	<u>Final Budget</u>	<u>Actual</u>	<u>Variance Final to Actual</u>
Visual Impairments:					
Salaries of Teachers	-	-	-	-	-
Other Salaries for Instruction	-	-	-	-	-
Purchased Professional-Educational Services	-	-	-	-	-
Purchased Technical Services	-	-	-	-	-
Other Purchased Services (400-500 series)	-	-	-	-	-
General Supplies	-	-	-	-	-
Textbooks	-	-	-	-	-
Other Objects	-	-	-	-	-
Total Visual Impairments	-	-	-	-	-
Auditory Impairments:					
Salaries of Teachers	-	-	-	-	-
Other Salaries for Instruction	-	-	-	-	-
Purchased Professional-Educational Services	-	-	-	-	-
Purchased Technical Services	-	-	-	-	-
Other Purchased Services (400-500 series)	-	-	-	-	-
General Supplies	-	-	-	-	-
Textbooks	-	-	-	-	-
Other Objects	-	-	-	-	-
Total Auditory Impairments	-	-	-	-	-
Behavioral Disabilities:					
Salaries of Teachers	\$ 54,668	-	\$ 54,668	\$ 54,168	\$ 500
Other Salaries for Instruction	65,162	-	65,162	63,995	1,167
Purchased Professional-Educational Services	-	-	-	-	-
Purchased Technical Services	-	-	-	-	-
Other Purchased Services (400-500 series)	-	-	-	-	-
General Supplies	2,500	-	2,500	1,578	922
Textbooks	2,500	-	2,500	-	2,500
Other Objects	-	-	-	-	-
Total Behavioral Disabilities	124,830	-	124,830	119,741	5,089
Multiple Disabilities:					
Salaries of Teachers	-	-	-	-	-
Other Salaries for Instruction	-	-	-	-	-
Purchased Professional-Educational Services	-	-	-	-	-
Purchased Technical Services	-	-	-	-	-
Other Purchased Services (400-500 series)	-	-	-	-	-
General Supplies	-	-	-	-	-
Textbooks	-	-	-	-	-
Other Objects	-	-	-	-	-
Total Multiple Disabilities	-	-	-	-	-
Resource Room/Resource Center:					
Salaries of Teachers	432,379	-	432,379	430,129	2,250
Other Salaries for Instruction	-	-	-	-	-
Purchased Professional-Educational Services	-	-	-	-	-
Purchased Technical Services	-	-	-	-	-
Other Purchased Services (400-500 series)	-	-	-	-	-
General Supplies	5,000	-	5,000	2,446	2,554
Textbooks	5,000	-	5,000	-	5,000
Other Objects	-	-	-	-	-
Total Resource Room/Resource Center	442,379	-	442,379	432,575	9,804

Continued

PATERSON PUBLIC SCHOOLS
BLENDED RESOURCE FUND 15
SCHEDULE OF BLENDED EXPENDITURES-BUDGET AND ACTUAL
FOR THE FISCAL YEAR ENDED JUNE 30, 2009

<u>School: No. 8</u>	<u>Original Budget</u>	<u>Budget Transfers</u>	<u>Final Budget</u>	<u>Actual</u>	<u>Variance Final to Actual</u>
Autism:					
Salaries of Teachers	-	-	-	-	-
Other Salaries for Instruction	-	-	-	-	-
Purchased Professional-Educational Services	-	-	-	-	-
Purchased Technical Services	-	-	-	-	-
Other Purchased Services (400-500 series)	-	-	-	-	-
General Supplies	-	-	-	-	-
Textbooks	-	-	-	-	-
Other Objects	-	-	-	-	-
Total Autism	-	-	-	-	-
Preschool Disabilities - Part-Time:					
Salaries of Teachers	-	-	-	-	-
Other Salaries for Instruction	-	-	-	-	-
Purchased Professional-Educational Services	-	-	-	-	-
Purchased Technical Services	-	-	-	-	-
Other Purchased Services (400-500 series)	-	-	-	-	-
General Supplies	-	-	-	-	-
Textbooks	-	-	-	-	-
Other Objects	-	-	-	-	-
Total Preschool Disabilities - Part-Time	-	-	-	-	-
Preschool Disabilities - Full-Time:					
Salaries of Teachers	-	-	-	-	-
Other Salaries for Instruction	-	-	-	-	-
Purchased Professional-Educational Services	-	-	-	-	-
Purchased Technical Services	-	-	-	-	-
Other Purchased Services (400-500 series)	-	-	-	-	-
General Supplies	-	-	-	-	-
Textbooks	-	-	-	-	-
Other Objects	-	-	-	-	-
Total Preschool Disabilities - Full-Time:	-	-	-	-	-
Home Instruction:					
Salaries of Teachers	-	-	-	-	-
Other Salaries for Instruction	-	-	-	-	-
Purchased Professional-Educational Services	-	-	-	-	-
Purchased Technical Services	-	-	-	-	-
Other Purchased Services (400-500 series)	-	-	-	-	-
General Supplies	-	-	-	-	-
Textbooks	-	-	-	-	-
Other Objects	-	-	-	-	-
Total Home Instruction	-	-	-	-	-
Cognitive - Severe:					
Salaries of Teachers	-	-	-	-	-
Other Salaries for Instruction	-	-	-	-	-
Purchased Professional-Educational Services	-	-	-	-	-
Purchased Technical Services	-	-	-	-	-
Other Purchased Services (400-500 series)	-	-	-	-	-
General Supplies	-	-	-	-	-
Textbooks	-	-	-	-	-
Other Objects	-	-	-	-	-
Total Cognitive - Severe	-	-	-	-	-
TOTAL SPECIAL EDUCATION - INSTRUCTION	\$ 567,209	-	\$ 567,209	\$ 552,316	\$ 14,893

Continued

PATERSON PUBLIC SCHOOLS
BLENDED RESOURCE FUND 15
SCHEDULE OF BLENDED EXPENDITURES-BUDGET AND ACTUAL
FOR THE FISCAL YEAR ENDED JUNE 30, 2009

<u>School: No. 8</u>	Original Budget	Budget Transfers	Final Budget	Actual	Variance Final to Actual
Basic Skills/Remedial - Instruction					
Salaries of Teachers	-	-	-	-	-
Other Salaries for Instruction	-	-	-	-	-
Purchased Professional-Educational Services	-	-	-	-	-
Purchased Technical Services	-	-	-	-	-
Other Purchased Services (400-500 series)	-	-	-	-	-
General Supplies	-	-	-	-	-
Textbooks	-	-	-	-	-
Other Objects	-	-	-	-	-
Total Basic Skills/Remedial - Instruction	-	-	-	-	-
Bilingual Education - Instruction					
Salaries of Teachers	\$ 362,758	-	\$ 362,758	\$ 361,769	\$ 989
Other Salaries for Instruction	-	-	-	-	-
Purchased Professional-Educational Services	-	-	-	-	-
Purchased Technical Services	-	-	-	-	-
Other Purchased Services (400-500 series)	-	-	-	-	-
General Supplies	5,000	-	5,000	4,845	155
Textbooks	5,000	-	5,000	-	5,000
Other Objects	-	-	-	-	-
Total Bilingual Education - Instruction	372,758	-	372,758	366,614	6,144
Vocational Programs - Local - Instruction					
Salaries of Teachers	-	-	-	-	-
Other Salaries for Instruction	-	-	-	-	-
Purchased Professional-Educational Services	-	-	-	-	-
Purchased Technical Services	-	-	-	-	-
Other Purchased Services (400-500 series)	-	-	-	-	-
General Supplies	-	-	-	-	-
Textbooks	-	-	-	-	-
Other Objects	-	-	-	-	-
Total Vocational Programs - Local - Instruction	-	-	-	-	-
School-Spon. Cocurricular Actvts. - Inst.					
Salaries	-	-	-	-	-
Purchased Services (300-500 series)	-	-	-	-	-
Supplies and Materials	-	-	-	-	-
Other Objects	-	-	-	-	-
Transfers to Cover Deficit (Agency Funds)	-	-	-	-	-
Total School-Spon. Cocurricular Actvts. - Inst.	-	-	-	-	-
School-Spon. Cocurricular Athletics - Inst.					
Salaries	-	-	-	-	-
Purchased Services (300-500 series)	-	-	-	-	-
Supplies and Materials	-	-	-	-	-
Other Objects	-	-	-	-	-
Transfers to Cover Deficit (Agency Funds)	-	-	-	-	-
Total School-Spon. Cocurricular Athletics - Inst.	-	-	-	-	-
Other Instructional Programs - Instruction					
Salaries	-	-	-	-	-
Purchased Services (300-500 series)	-	-	-	-	-
Supplies and Materials	-	-	-	-	-
Other Objects	-	-	-	-	-
Transfers to Cover Deficit (Agency Funds)	-	-	-	-	-
Total Other Instructional Programs - Instruction	-	-	-	-	-

Continued

PATERSON PUBLIC SCHOOLS
BLENDED RESOURCE FUND 15
SCHEDULE OF BLENDED EXPENDITURES-BUDGET AND ACTUAL
FOR THE FISCAL YEAR ENDED JUNE 30, 2009

<u>School: No. 8</u>	<u>Original Budget</u>	<u>Budget Transfers</u>	<u>Final Budget</u>	<u>Actual</u>	<u>Variance Final to Actual</u>
Community Services Programs/Operations					
Salaries	-	-	-	-	-
Purchased Services (300-500 series)	-	-	-	-	-
Supplies and Materials	-	-	-	-	-
Other Objects	-	-	-	-	-
Transfers to Cover Deficit (Agency Funds)	-	-	-	-	-
Total Community Services/Operations	-	-	-	-	-
Total Instruction	\$ 3,638,368	\$ (141,074)	\$ 3,497,294	\$ 3,398,788	\$ 98,506
Undistributed Expenditures - Instruction:					
Tuition to Other LEAs Within the State - Regular	-	-	-	-	-
Tuition to Other LEAs Within the Stat - Special	-	-	-	-	-
Tuition to County Voc. School Dist. - Regular	-	-	-	-	-
Tuition to County Voc. School Dist. - Special	-	-	-	-	-
Tuition to CSSD & Regional Day Schools	-	-	-	-	-
Tuition to Private Schools for the Disabled - Within State	-	-	-	-	-
Tuition to Private Schools for the Disabled & Oth LEAS - Spl, O/S	-	-	-	-	-
Tuition - State Facilities	-	-	-	-	-
Tuition - Other	-	-	-	-	-
Total Undistributed Expenditures - Instruction:	-	-	-	-	-
Undistributed Expend. - Attend. & Social Work					
Salaries	74,064	-	74,064	72,853	1,211
Purchased Professional and Technical Services	-	-	-	-	-
Other Purchased Services (400-500 series)	-	-	-	-	-
Supplies and Materials	1,000	(350)	650	-	650
Other Objects	-	-	-	-	-
Total Undistributed Expend. - Attend. & Social Work	75,064	(350)	74,714	72,853	1,861
Undistributed Expenditures - Health Services					
Salaries	95,415	800	96,215	96,215	-
Purchased Professional and Technical Services	-	-	-	-	-
Other Purchased Services (400-500 series)	-	-	-	-	-
Supplies and Materials	1,200	-	1,200	1,079	121
Other Objects	-	-	-	-	-
Total Undistributed Expenditures - Health Services	96,615	800	97,415	97,294	121
Undist. Expend. - Other Supp. Serv. Students - Related Serv.					
Salaries	-	-	-	-	-
Purchased Professional - Educational Services	-	-	-	-	-
Supplies and Materials	-	-	-	-	-
Other Objects	-	-	-	-	-
Total Undist. Expend. - Other Supp. Serv. Students - Related Serv.	-	-	-	-	-
Undist. Expend. - Other Supp. Serv. Students - Extra Serv.					
Salaries	-	-	-	-	-
Purchased Professional - Educational Services	-	-	-	-	-
Supplies and Materials	-	-	-	-	-
Other Objects	-	-	-	-	-
Total Undist. Expend. - Other Supp. Serv. Students - Extra Serv.	-	-	-	-	-
Undist. Expend. - Other Supp. Serv. Students-Reg.					
Salaries	145,539	(900)	144,639	129,157	15,482
Salaries of Secretarial and Clerical Assistants	-	-	-	-	-
Other Salaries	-	-	-	-	-
Purchased Professional - Educational Services	-	-	-	-	-
Other Purchased Prof. and Tech. Services	-	-	-	-	-
Other Purchased Services (400-500 series)	75	-	75	-	75
Supplies and Materials	500	-	500	-	500
Other Objects	-	-	-	-	-
Total Undist. Expend. - Other Supp. Serv. Students-Reg.	146,114	(900)	145,214	129,157	16,057

Continued

PATERSON PUBLIC SCHOOLS
BLENDED RESOURCE FUND 15
SCHEDULE OF BLENDED EXPENDITURES-BUDGET AND ACTUAL
FOR THE FISCAL YEAR ENDED JUNE 30, 2009

<u>School: No. 8</u>	Original Budget	Budget Transfers	Final Budget	Actual	Variance Final to Actual
Undist. Expend. - Other Supp. Serv. Students -Spl.					
Salaries of Other Professional Staff	-	-	-	-	-
Salaries of Secretarial and Clerical Assistants	-	-	-	-	-
Other Salaries	-	-	-	-	-
Purchased Professional - Educational Services	-	-	-	-	-
Other Purchased Prof. and Tech. Services	-	-	-	-	-
Residential Costs	-	-	-	-	-
Mis. Pur. Serv.(400-500 series O/than Residential)	-	-	-	-	-
Supplies and Materials	-	-	-	-	-
Other Objects	-	-	-	-	-
Total Undist. Expend. - Other Supp. Serv. Students -Spl.	-	-	-	-	-
Undist. Expend. - Improvement of Inst. Serv.					
Salaries of Supervisor of Instruction	-	-	-	-	-
Salaries of Other Professional Staff	-	-	-	-	-
Salaries of Secr and Clerical Assist.	-	-	-	-	-
Other Salaries	-	-	-	-	-
Purchased Prof- Educational Services	-	-	-	-	-
Other Purch Prof. and Tech. Services	-	-	-	-	-
Other Purch Services (400-500)	\$ 300	-	\$ 300	-	\$ 300
Supplies and Materials	8,000	-	8,000	\$ 3,509	4,491
Other Objects	-	-	-	-	-
Total Undist. Expend. - Improvement of Inst. Serv.	8,300	-	8,300	3,509	4,791
Undist. Expend. - Edu. Media Serv./Sch. Library					
Salaries	159,771	-	159,771	159,271	500
Purchased Professional and Technical Services	-	-	-	-	-
Other Purchased Services (400-500 series)	700	-	700	599	101
Supplies and Materials	20,000	-	20,000	19,263	737
Other Objects	-	-	-	-	-
Total Undist. Expend. - Edu. Media Serv./Sch. Library	180,471	-	180,471	179,133	1,338
Undist. Expend. - Instructional Staff Training Serv.					
Salaries of Supervisors of Instruction	-	-	-	-	-
Salaries of Other Professional Staff	-	-	-	-	-
Salaries of Secretarial and Clerical Assist	-	-	-	-	-
Other Salaries	-	-	-	-	-
Purchased Professional - Educational Serv	-	-	-	-	-
Other Purchased Prof. and Tech. Services	-	-	-	-	-
Other Purchased Services (400-500 series)	-	-	-	-	-
Supplies and Materials	-	-	-	-	-
Other Objects	-	-	-	-	-
Total Undist. Expend. - Instructional Staff Training Serv.	-	-	-	-	-
Undist. Expend. - Supp. Serv. - General Admin.					
Salaries	-	-	-	-	-
Legal Services	-	-	-	-	-
Other Purchased Professional Services	-	-	-	-	-
Purchased Technical Services	-	-	-	-	-
Communications/Telephone	-	-	-	-	-
Other Purchased Services (400-500 series)	-	-	-	-	-
Supplies and Materials	-	-	-	-	-
Judgements Against The School District	-	-	-	-	-
Miscellaneous Expenditures	-	-	-	-	-
Total Undist. Expend. - Supp. Serv. - General Admin.	-	-	-	-	-

Continued

**PATERSON PUBLIC SCHOOLS
 BLENDED RESOURCE FUND 15
 SCHEDULE OF BLENDED EXPENDITURES-BUDGET AND ACTUAL
 FOR THE FISCAL YEAR ENDED JUNE 30, 2009**

<u>School: No. 8</u>	<u>Original Budget</u>	<u>Budget Transfers</u>	<u>Final Budget</u>	<u>Actual</u>	<u>Variance Final to Actual</u>
Undist. Expend. - Support Serv. - School Admin.					
Salaries of Principals/Assistant Principals	\$ 226,072		\$ 226,972	\$ 226,972	-
Salaries of Other Professional Staff					-
Salaries of Secretarial and Clerical Assistants	28,208	\$ 28,249	56,457	56,457	-
Other Salaries		-			-
Purchased Professional and Technical Services	3,000	-	3,000		\$ 3,000
Other Purchased Services (400-500 series)		500	500		500
Supplies and Materials	10,000	(500)	9,500	5,098	4,402
Other Objects	1,000	-	1,000		1,000
Total Undist. Expend. - Support Serv. - School Admin.	268,280	29,149	297,429	288,527	8,902
Undist. Expend. - Allowable Maintenance for School Facilities					
Salaries					-
Cleaning, Repair, and Maintenance Services	-	-	-	-	-
General Supplies	-	-	-	-	-
Other Objects	-	-	-	-	-
Total Undist. Expend. - Allowable Maintenance for School Facilities	-	-	-	-	-
Undist. Expend. - Oth. Oper. & Maint. of Plant					
Salaries	51,761	-	51,761	51,011	750
Purchased Professional and Technical Services		-			-
Cleaning, Repair and Maintenance Services		-			-
Rental of land & Building Other than Lease Purchases		-			-
Other Purchased Property Services		-			-
Insurance		-			-
Miscellaneous Purchased Services		-			-
General Supplies	100	-	100		100
Energy (Energy and Electricity)	-	-	-	-	-
Other Objects	-	-	-	-	-
Total Undist. Expend. - Other Oper. & Maint. Of Plant	51,861	-	51,861	51,011	850
Total Undist. Expend. - Oper. & Maint. Of Plant	51,861	-	51,861	51,011	850
Undist. Expend. - Student Transportation Serv.					
Sal. For Pup. Trans. (Bet. Home and School) - Regular	-	-	-	-	-
Sal. For Pup. Trans. (Bet. Home and School) - Special	-	-	-	-	-
Sal. For Pup. Trans. (Other than Bet. Home and School)	-	-	-	-	-
Management Fees - ESC & CTSA Transportation Programs	-	-	-	-	-
Other Purchased Professional and Technical Services	-	-	-	-	-
Cleaning, Repair and Maintenance Services	-	-	-	-	-
Rental Payments - School Buses	-	-	-	-	-
Lease Purchase Payments - School Buses	-	-	-	-	-
Contract Services - (Between Home and School) - Vendors	-	-	-	-	-
Contr Serv (Oth. than Bet Home & Sch)-Vend		6,149	6,149	2,093	4,056
Contract Services - (Between Home and Sch) - Joint Agrmts	-	-	-	-	-
Contr Serv (Spl. Ed. Students) - Vendors	-	-	-	-	-
Contr Serv (Spl. Ed. Students) - Joint Agrmt	-	-	-	-	-
Contr Serv (Regular Students) - ESCs & CTSA	-	-	-	-	-
Contr Serv (Spl. Ed. Students) - ESCs & CTSA	-	-	-	-	-
Contr Serv. - Aid in Lieu Payments	-	-	-	-	-
Misc. Purchased Serv. - Transportation	-	-	-	-	-
Supplies and Materials	-	-	-	-	-
Miscellaneous Expenditures	-	-	-	-	-
Total Undist. Expend. - Student Transportation Serv.	-	6,149	6,149	2,093	4,056

Continued

PATERSON PUBLIC SCHOOLS
BLENDED RESOURCE FUND 15
SCHEDULE OF BLENDED EXPENDITURES-BUDGET AND ACTUAL
FOR THE FISCAL YEAR ENDED JUNE 30, 2009

<u>School: No. 8</u>	<u>Original Budget</u>	<u>Budget Transfers</u>	<u>Final Budget</u>	<u>Actual</u>	<u>Variance Final to Actual</u>
Undist. Expend. - Business and Other Support Serv.					
Increase in Sale/Lease-back Reserve					
Salaries	-	-	-	-	-
Purchased Professional Services	-	-	-	-	-
Purchased Technical Services	-	-	-	-	-
Other Purchased Services (400-500 series Oth Residential Costs)	-	-	-	-	-
Sale/Lease-back Payments	-	-	-	-	-
Supplies and Materials	-	-	-	-	-
Interest on Current Loan	-	-	-	-	-
Interest on Lease Purchase Agreements	-	-	-	-	-
Miscellaneous Expenditures	-	-	-	-	-
Total Undist. Expend. - Business and Other Support Serv.	-	-	-	-	-
UNALLOCATED BENEFITS					
Group Insurance	-	-	-	-	-
Social Security Contributions	\$ 74,139	-	\$ 74,139	\$ 45,004	\$ 29,135
T.P.A.F. Contributions - ERIP	-	-	-	-	-
Other Retirement Contributions - Regular	-	-	-	-	-
Other Retirement Contributions - ERIP	-	-	-	-	-
Unemployment Compensation	-	-	-	-	-
Workmen's Compensation	-	-	-	-	-
Health Benefits	828,023	-	828,023	773,811	54,212
Tuition Reimbursement	-	-	-	-	-
Other Employee Benefits	-	\$ 350	350	344	6
TOTAL UNALLOCATED BENEFITS	902,162	350	902,512	819,159	83,353
On-behalf TPAF pension Contributions (non-budgeted)	-	-	-	-	-
Reimbursed TPAF Social Security Contributions (non-budgeted)	-	-	-	-	-
TOTAL ON-BEHALF CONTRIBUTIONS	-	-	-	-	-
TOTAL PERSONAL SERVICES - EMPLOYEE BENEFITS	902,162	350	902,512	819,159	83,353
Undistributed Expenditures - Food Services					
Transfers to Cover Deficit (Enterprise Fund)	-	-	-	-	-
TOTAL UNDISTRIBUTED EXPENDITURES	1,728,867	35,198	1,764,065	1,642,736	121,329
TOTAL SCHOOL BASED BUDGET CURRENT EXPENSE	5,367,235	(105,876)	5,261,359	5,041,524	219,835
CAPITAL OUTLAY					
Equipment					
Regular Program - Instruction:					
Kindergarten	-	-	-	-	-
Grades 1-5	-	-	-	-	-
Grades 6-8	-	-	-	-	-
Grades 9-12	-	-	-	-	-
Home Instruction	-	-	-	-	-
Special Education - Instruction:					
Cognitive - Mild	-	-	-	-	-
Cognitive - Moderate	-	-	-	-	-
Learning and/or Language Disabilities	-	-	-	-	-
Visual Impairments	-	-	-	-	-
Auditory Impairments	-	-	-	-	-
Behavioral Disabilities	-	-	-	-	-
Multiple Disabilities	-	-	-	-	-
Resource Room/Resource Center	-	-	-	-	-
Autism	-	-	-	-	-
Preschool Disabilities - Part-Time	-	-	-	-	-
Preschool Disabilities - Full-Time	-	-	-	-	-
Home Instruction	-	-	-	-	-
Cognitive - Severe	-	-	-	-	-

Continued

PATERSON PUBLIC SCHOOLS
BLENDED RESOURCE FUND 15
SCHEDULE OF BLENDED EXPENDITURES-BUDGET AND ACTUAL
FOR THE FISCAL YEAR ENDED JUNE 30, 2009

<u>School: No. 8</u>	Original Budget	Budget Transfers	Final Budget	Actual	Variance Final to Actual
Basic Skills/Remedial - Instruction	-	-	-	-	-
Bilingual Education - Instruction	-	-	-	-	-
Vocational Programs - Local - Instruction	-	-	-	-	-
School-Sponsored and Other Instructional Program	-	-	-	-	-
Undistributed Expenditures - Instruction	-	-	-	-	-
Undist.Expend.-Support Serv.-Students - Reg.	-	-	-	-	-
Undist.Expend.-Support Serv. - Related & Extraordinary	-	-	-	-	-
Undist.Expend.-Support Serv.-Students - Special	-	-	-	-	-
Undist.Expend.-Support Serv. - Inst. Staff	-	-	-	-	-
Undistributed Expenditures - General Admin.	-	-	-	-	-
Undistributed Expenditures - School Admin.	-	-	-	-	-
Undistributed Expenditures - Operation of Plant Services	-	-	-	-	-
Undistributed Expenditures - Student Trans. - Non Inst. Equip	-	-	-	-	-
School Buses - Regular	-	-	-	-	-
School Buses - Special	-	-	-	-	-
Undistributed Expenditures - Business/Other Support Serv.	-	-	-	-	-
Undistributed Expenditures - Non Inst. Serv.	-	-	-	-	-
Special Schools (All Programs)	-	-	-	-	-
Total Equipment	-	-	-	-	-
Facilities Acquisition and Construction Services	-	-	-	-	-
Salaries	-	-	-	-	-
Legal Services	-	-	-	-	-
Other Purchased Prof. and Tech. Services	-	-	-	-	-
Construction Services	-	-	-	-	-
General Supplies	-	-	-	-	-
Land and Improvements	-	-	-	-	-
Lease Purchase Agreements - Principal	-	-	-	-	-
Buildings Other than Lease Purchase Agreement	-	-	-	-	-
Other Objects	-	-	-	-	-
Facilities Grant - Transfer to Special Revenue	-	-	-	-	-
Total Facilities Acquisition and Construction Services	-	-	-	-	-
Capital Reserve - Transfer to Capital Projects	-	-	-	-	-
Capital Reserve - Transfer to Debt Service	-	-	-	-	-
Assets Acquired Under Capital Leases (non-budgeted)	-	-	-	-	-
Undistributed Expenditures:	-	-	-	-	-
General Administration	-	-	-	-	-
School Administration	-	-	-	-	-
Assets Acquired Under Capital Leases (non-budgeted)	-	-	-	-	-
TOTAL CAPITAL OUTLAY	-	-	-	-	-
SPECIAL SCHOOLS	-	-	-	-	-
Summer School - Instruction	-	-	-	-	-
Salaries of Teachers	-	-	-	-	-
Other Salaries for Instruction	-	-	-	-	-
Purchased Professional and Technical Services	-	-	-	-	-
Other Purchased Services (400-500 series)	-	-	-	-	-
General Supplies	-	-	-	-	-
Textbooks	-	-	-	-	-
Other Objects	-	-	-	-	-
Total Summer School - Instruction	-	-	-	-	-

Continued

**PATERSON PUBLIC SCHOOLS
 BLENDED RESOURCE FUND 15
 SCHEDULE OF BLENDED EXPENDITURES-BUDGET AND ACTUAL
 FOR THE FISCAL YEAR ENDED JUNE 30, 2009**

<u>School: No. 8</u>	Original Budget	Budget Transfers	Final Budget	Actual	Variance Final to Actual
Summer School - Support Services					
Salaries	-	-	-	-	-
Personal Services - Employee Benefits	-	-	-	-	-
Purchased Professional and Technical Services	-	-	-	-	-
Other Purchased Services (400-500 series)	-	-	-	-	-
Supplies and Materials	-	-	-	-	-
Other Objects	-	-	-	-	-
Total Summer School - Support Services	-	-	-	-	-
Total Summer School	-	-	-	-	-
Other Special Schools - Instruction					
Salaries of Teachers	-	-	-	-	-
Other Salaries for Instruction	-	-	-	-	-
Purchased Professional and Technical Services	-	-	-	-	-
Other Purchased Services (400-500 series)	-	-	-	-	-
General Supplies	-	-	-	-	-
Textbooks	-	-	-	-	-
Other Objects	-	-	-	-	-
Total Other Special Schools - Instruction	-	-	-	-	-
Other Special Schools - Support Services					
Salaries	-	-	-	-	-
Personal Services - Employee Benefits	-	-	-	-	-
Purchased Professional and Technical Services	-	-	-	-	-
Other Purchased Services (400-500 series)	-	-	-	-	-
Supplies and Materials	-	-	-	-	-
Other Objects	-	-	-	-	-
Total Other Special Schools - Support Services	-	-	-	-	-
Total Other Special Schools	-	-	-	-	-
Accred. Even./Adult H.S./Post-Grad.-Inst.					
Salaries of Teachers	-	-	-	-	-
Other Salaries for Instruction	-	-	-	-	-
Purchased Professional and Technical Services	-	-	-	-	-
Other Purchased Services (400-500 series)	-	-	-	-	-
General Supplies	-	-	-	-	-
Textbooks	-	-	-	-	-
Other Objects	-	-	-	-	-
Total Accred. Even./Adult H.S./Post-Grad.-Inst.	-	-	-	-	-
Accred. Even./Adult H.S./Post-Grad.-Supp. Service					
Salaries	-	-	-	-	-
Personal Services - Employee Benefits	-	-	-	-	-
Purchased Professional and Technical Services	-	-	-	-	-
Other Purchased Services (400-500 series)	-	-	-	-	-
Supplies and Materials	-	-	-	-	-
Other Objects	-	-	-	-	-
Total Accred. Even./Adult H.S./Post-Grad.-Supp. Service	-	-	-	-	-
Total Accred. Even./Adult H.S./Post-Grad.	-	-	-	-	-
Adult Education-Local-Instruction					
Salaries of Teachers	-	-	-	-	-
Other Salaries for Instruction	-	-	-	-	-
Purchased Professional and Technical Services	-	-	-	-	-
Other Purchased Services (400-500 series)	-	-	-	-	-
General Supplies	-	-	-	-	-
Textbooks	-	-	-	-	-
Other Objects	-	-	-	-	-
Total Adult Education-Local-Instruction	-	-	-	-	-

**PATERSON PUBLIC SCHOOLS
 BLENDED RESOURCE FUND 15
 SCHEDULE OF BLENDED EXPENDITURES-BUDGET AND ACTUAL
 FOR THE FISCAL YEAR ENDED JUNE 30, 2009**

<u>School: No. 8</u>	<u>Original Budget</u>	<u>Budget Transfers</u>	<u>Final Budget</u>	<u>Actual</u>	<u>Variance Final to Actual</u>
Adult Education-Local -Support Serv.					
Salaries	-	-	-	-	-
Personal Services - Employee Benefits	-	-	-	-	-
Purchased Professional and Technical Services	-	-	-	-	-
Other Purchased Services (400-500 series)	-	-	-	-	-
Supplies and Materials	-	-	-	-	-
Other Objects	-	-	-	-	-
Total Adult Education-Local -Support Serv.	-	-	-	-	-
Total Adult Education-Local	-	-	-	-	-
Vocational Evening-Local-Instruction					
Salaries of Teachers	-	-	-	-	-
Other Salaries for Instruction	-	-	-	-	-
Purchased Professional and Technical Services	-	-	-	-	-
Other Purchased Services (400-500 series)	-	-	-	-	-
General Supplies	-	-	-	-	-
Textbooks	-	-	-	-	-
Other Objects	-	-	-	-	-
Total Vocational Evening-Local-Instruction	-	-	-	-	-
Vocational Evening-Local-Support Serv.					
Salaries	-	-	-	-	-
Personal Services - Employee Benefits	-	-	-	-	-
Purchased Professional and Technical Services	-	-	-	-	-
Other Purchased Services (400-500 series)	-	-	-	-	-
Supplies and Materials	-	-	-	-	-
Other Objects	-	-	-	-	-
Total Vocational Evening-Local-Support Serv.	-	-	-	-	-
Total Vocational Evening-Local	-	-	-	-	-
Even.-Sch.-Foreign-Born-Local-Inst.					
Salaries of Teachers	-	-	-	-	-
Other Salaries for Instruction	-	-	-	-	-
Purchased Professional and Technical Services	-	-	-	-	-
Other Purchased Services (400-500 series)	-	-	-	-	-
General Supplies	-	-	-	-	-
Textbooks	-	-	-	-	-
Other Objects	-	-	-	-	-
Total Even.-Sch.-Foreign-Born-Local-Inst.	-	-	-	-	-
Even.-Sch.-Foreign-Born-Local-Sup. Serv.					
Salaries	-	-	-	-	-
Personal Services - Employee Benefits	-	-	-	-	-
Purchased Professional and Technical Services	-	-	-	-	-
Other Purchased Services (400-500 series)	-	-	-	-	-
Supplies and Materials	-	-	-	-	-
Other Objects	-	-	-	-	-
Total Even.-Sch.-Foreign-Born-Local-Sup. Serv.	-	-	-	-	-
Total Even.-Sch.-Foreign-Born-Local	-	-	-	-	-
TOTAL SPECIAL SCHOOLS	-	-	-	-	-
Transfer of Funds to Charter Schools	-	-	-	-	-
TOTAL SCHOOL BASED EXPENDITURES	\$ 5,367,235	\$ (105,876)	\$ 5,261,359	\$ 5,041,524	\$ 219,835

Continued

**PATERSON PUBLIC SCHOOLS
 BLENDED RESOURCE FUND 15
 SCHEDULE OF BLENDED EXPENDITURES-BUDGET AND ACTUAL
 FOR THE FISCAL YEAR ENDED JUNE 30, 2009**

<u>School: No. 8</u>	<u>Original Budget</u>	<u>Budget Transfers</u>	<u>Final Budget</u>	<u>Actual</u>	<u>Variance Final to Actual</u>
Other Financing Sources:					
Operating Transfer In	\$ 5,367,235	\$ (105,876)	\$ 5,261,359	\$ 5,041,524	\$ 219,835
Operating Transfer Out:					
Transfer to Food Service Fund - Board Contribution	-	-	-	-	-
Capital Leases (non-budgeted)	-	-	-	-	-
Total Other Financing Sources:	<u>5,367,235</u>	<u>(105,876)</u>	<u>5,261,359</u>	<u>5,041,524</u>	<u>219,835</u>
Excess (Deficiency) of Other Financing Sources Over (Under) Expenditures and Other Financing (Uses)	-	-	-	-	-
Fund Balance, July 1	-	-	-	-	-
Fund Balance, June 30	<u>\$ -</u>	<u>\$ -</u>	<u>\$ -</u>	<u>\$ -</u>	<u>\$ -</u>

**PATERSON PUBLIC SCHOOLS
 BLENDED RESOURCE FUND 15
 SCHEDULE OF BLENDED EXPENDITURES-BUDGET AND ACTUAL
 FOR THE FISCAL YEAR ENDED JUNE 30, 2009**

<u>School: No. 9</u>	<u>Original Budget</u>	<u>Budget Transfers</u>	<u>Final Budget</u>	<u>Actual</u>	<u>Variance Final to Actual</u>
REGULAR PROGRAMS - INSTRUCTION					
Regular Programs - Instruction					
Kindergarten - Salaries of Teachers	\$ 290,006	-	\$ 290,006	\$ 289,548	\$ 458
Grades 1-5 - Salaries of Teachers	3,099,461	\$ (46,256)	3,053,205	3,050,305	2,900
Grades 6-8 - Salaries of Teachers	1,842,648	(26,449)	1,816,199	1,816,199	-
Grades 9-12 - Salaries of Teachers	-	-	-	-	-
Regular Programs - Home Instruction:					
Salaries of Teachers	-	-	-	-	-
Other Salaries for Instruction	-	-	-	-	-
Purchased Professional -Educational Services	-	-	-	-	-
Purchased Technical Services	-	-	-	-	-
Other Purchased Services (400-500 series)	-	-	-	-	-
General Supplies	-	-	-	-	-
Textbooks	-	-	-	-	-
Other Objects	-	-	-	-	-
Regular Programs - Undistributed Instruction					
Other Salaries for Instruction	157,336	(4,298)	153,038	148,653	4,385
Purchased Professional-Educational Services	-	1,500	1,500	750	750
Purchased Technical Services	-	-	-	-	-
Other Purchased Services (400-500 series)	3,500	-	3,500	2,350	1,150
General Supplies	407,041	-	407,041	397,662	9,379
Textbooks	25,000	-	25,000	14,880	10,120
Other Objects	-	8,589	8,589	6,067	2,522
TOTAL REGULAR PROGRAMS - INSTRUCTION	5,824,992	(66,914)	5,758,078	5,726,414	31,664
SPECIAL EDUCATION - INSTRUCTION					
Cognitive - Mild:					
Salaries of Teachers	-	-	-	-	-
Other Salaries for Instruction	-	-	-	-	-
Purchased Professional-Educational Services	-	-	-	-	-
Purchased Technical Services	-	-	-	-	-
Other Purchased Services (400-500 series)	-	-	-	-	-
General Supplies	-	-	-	-	-
Textbooks	-	-	-	-	-
Other Objects	-	-	-	-	-
Total Cognitive - Mild	-	-	-	-	-
Cognitive - Moderate:					
Salaries of Teachers	-	-	-	-	-
Other Salaries for Instruction	-	-	-	-	-
Purchased Professional-Educational Services	-	-	-	-	-
Purchased Technical Services	-	-	-	-	-
Other Purchased Services (400-500 series)	-	-	-	-	-
General Supplies	-	-	-	-	-
Textbooks	-	-	-	-	-
Other Objects	-	-	-	-	-
Total Cognitive - Moderate	-	-	-	-	-
Learning and/or Language Disabilities:					
Salaries of Teachers	95,847	-	95,847	95,847	-
Other Salaries for Instruction	43,352	-	43,352	43,352	-
Purchased Professional-Educational Services	-	-	-	-	-
Purchased Technical Services	-	-	-	-	-
Other Purchased Services (400-500 series)	-	-	-	-	-
General Supplies	2,000	-	2,000	1,019	981
Textbooks	-	-	-	-	-
Other Objects	-	-	-	-	-
Total Learning and/or Language Disabilities	141,199	-	141,199	140,218	981

Continued

**PATERSON PUBLIC SCHOOLS
 BLENDED RESOURCE FUND 15
 SCHEDULE OF BLENDED EXPENDITURES-BUDGET AND ACTUAL
 FOR THE FISCAL YEAR ENDED JUNE 30, 2009**

<u>School: No. 9</u>	Original Budget	Budget Transfers	Final Budget	Actual	Variance Final to Actual
Visual Impairments:					
Salaries of Teachers	-	-	-	-	-
Other Salaries for Instruction	-	-	-	-	-
Purchased Professional-Educational Services	-	-	-	-	-
Purchased Technical Services	-	-	-	-	-
Other Purchased Services (400-500 series)	-	-	-	-	-
General Supplies	-	-	-	-	-
Textbooks	-	-	-	-	-
Other Objects	-	-	-	-	-
Total Visual Impairments	-	-	-	-	-
Auditory Impairments:					
Salaries of Teachers	-	-	-	-	-
Other Salaries for Instruction	-	-	-	-	-
Purchased Professional-Educational Services	-	-	-	-	-
Purchased Technical Services	-	-	-	-	-
Other Purchased Services (400-500 series)	-	-	-	-	-
General Supplies	-	-	-	-	-
Textbooks	-	-	-	-	-
Other Objects	-	-	-	-	-
Total Auditory Impairments	-	-	-	-	-
Behavioral Disabilities:					
Salaries of Teachers	-	-	-	-	-
Other Salaries for Instruction	-	-	-	-	-
Purchased Professional-Educational Services	-	-	-	-	-
Purchased Technical Services	-	-	-	-	-
Other Purchased Services (400-500 series)	-	-	-	-	-
General Supplies	-	-	-	-	-
Textbooks	-	-	-	-	-
Other Objects	-	-	-	-	-
Total Behavioral Disabilities	-	-	-	-	-
Multiple Disabilities:					
Salaries of Teachers	-	-	-	-	-
Other Salaries for Instruction	-	-	-	-	-
Purchased Professional-Educational Services	-	-	-	-	-
Purchased Technical Services	-	-	-	-	-
Other Purchased Services (400-500 series)	-	-	-	-	-
General Supplies	-	-	-	-	-
Textbooks	-	-	-	-	-
Other Objects	-	-	-	-	-
Total Multiple Disabilities	-	-	-	-	-
Resource Room/Resource Center:					
Salaries of Teachers	\$ 688,746	-	\$ 688,746	\$ 679,848	\$ 8,898
Other Salaries for Instruction	-	-	-	-	-
Purchased Professional-Educational Services	-	-	-	-	-
Purchased Technical Services	-	-	-	-	-
Other Purchased Services (400-500 series)	-	-	-	-	-
General Supplies	11,000	-	11,000	7,135	3,865
Textbooks	-	-	-	-	-
Other Objects	-	-	-	-	-
Total Resource Room/Resource Center	699,746	-	699,746	686,983	12,763

Continued

**PATERSON PUBLIC SCHOOLS
 BLENDED RESOURCE FUND 15
 SCHEDULE OF BLENDED EXPENDITURES-BUDGET AND ACTUAL
 FOR THE FISCAL YEAR ENDED JUNE 30, 2009**

<u>School: No. 9</u>	<u>Original Budget</u>	<u>Budget Transfers</u>	<u>Final Budget</u>	<u>Actual</u>	<u>Variance Final to Actual</u>
Autism:					
Salaries of Teachers	-	-	-	-	-
Other Salaries for Instruction	-	-	-	-	-
Purchased Professional-Educational Services	-	-	-	-	-
Purchased Technical Services	-	-	-	-	-
Other Purchased Services (400-500 series)	-	-	-	-	-
General Supplies	-	-	-	-	-
Textbooks	-	-	-	-	-
Other Objects	-	-	-	-	-
Total Autism	-	-	-	-	-
Preschool Disabilities - Part-Time:					
Salaries of Teachers	-	-	-	-	-
Other Salaries for Instruction	-	-	-	-	-
Purchased Professional-Educational Services	-	-	-	-	-
Purchased Technical Services	-	-	-	-	-
Other Purchased Services (400-500 series)	-	-	-	-	-
General Supplies	-	-	-	-	-
Textbooks	-	-	-	-	-
Other Objects	-	-	-	-	-
Total Preschool Disabilities - Part-Time	-	-	-	-	-
Preschool Disabilities - Full-Time:					
Salaries of Teachers	-	-	-	-	-
Other Salaries for Instruction	-	-	-	-	-
Purchased Professional-Educational Services	-	-	-	-	-
Purchased Technical Services	-	-	-	-	-
Other Purchased Services (400-500 series)	-	-	-	-	-
General Supplies	-	-	-	-	-
Textbooks	-	-	-	-	-
Other Objects	-	-	-	-	-
Total Preschool Disabilities - Full-Time:	-	-	-	-	-
Home Instruction:					
Salaries of Teachers	-	-	-	-	-
Other Salaries for Instruction	-	-	-	-	-
Purchased Professional-Educational Services	-	-	-	-	-
Purchased Technical Services	-	-	-	-	-
Other Purchased Services (400-500 series)	-	-	-	-	-
General Supplies	-	-	-	-	-
Textbooks	-	-	-	-	-
Other Objects	-	-	-	-	-
Total Home Instruction	-	-	-	-	-
Cognitive - Severe:					
Salaries of Teachers	-	-	-	-	-
Other Salaries for Instruction	-	-	-	-	-
Purchased Professional-Educational Services	-	-	-	-	-
Purchased Technical Services	-	-	-	-	-
Other Purchased Services (400-500 series)	-	-	-	-	-
General Supplies	-	-	-	-	-
Textbooks	-	-	-	-	-
Other Objects	-	-	-	-	-
Total Cognitive - Severe	-	-	-	-	-
TOTAL SPECIAL EDUCATION - INSTRUCTION	\$ 840,945	-	\$ 840,945	\$ 827,201	\$ 13,744

**PATERSON PUBLIC SCHOOLS
 BLENDED RESOURCE FUND 15
 SCHEDULE OF BLENDED EXPENDITURES-BUDGET AND ACTUAL
 FOR THE FISCAL YEAR ENDED JUNE 30, 2009**

<u>School: No. 9</u>	<u>Original Budget</u>	<u>Budget Transfers</u>	<u>Final Budget</u>	<u>Actual</u>	<u>Variance Final to Actual</u>
Basic Skills/Remedial - Instruction					
Salaries of Teachers	-	-	-	-	-
Other Salaries for Instruction	-	-	-	-	-
Purchased Professional-Educational Services	-	-	-	-	-
Purchased Technical Services	-	-	-	-	-
Other Purchased Services (400-500 series)	-	-	-	-	-
General Supplies	-	-	-	-	-
Textbooks	-	-	-	-	-
Other Objects	-	-	-	-	-
Total Basic Skills/Remedial - Instruction	-	-	-	-	-
Bilingual Education - Instruction					
Salaries of Teachers	\$ 1,021,058	-	\$ 1,021,058	\$ 1,004,675	\$ 16,383
Other Salaries for Instruction	273,358	-	273,358	202,487	70,871
Purchased Professional-Educational Services	-	-	-	-	-
Purchased Technical Services	-	-	-	-	-
Other Purchased Services (400-500 series)	-	-	-	-	-
General Supplies	13,800	-	13,800	13,263	537
Textbooks	-	-	-	-	-
Other Objects	-	-	-	-	-
Total Bilingual Education - Instruction	1,308,216	-	1,308,216	1,220,425	87,791
Vocational Programs - Local - Instruction					
Salaries of Teachers	-	-	-	-	-
Other Salaries for Instruction	-	-	-	-	-
Purchased Professional-Educational Services	-	-	-	-	-
Purchased Technical Services	-	-	-	-	-
Other Purchased Services (400-500 series)	-	-	-	-	-
General Supplies	-	-	-	-	-
Textbooks	-	-	-	-	-
Other Objects	-	-	-	-	-
Total Vocational Programs - Local - Instruction	-	-	-	-	-
School-Spon. Cocurricular Actvts. - Inst.					
Salaries	-	-	-	-	-
Purchased Services (300-500 series)	-	-	-	-	-
Supplies and Materials	-	-	-	-	-
Other Objects	-	-	-	-	-
Transfers to Cover Deficit (Agency Funds)	-	-	-	-	-
Total School-Spon. Cocurricular Actvts. - Inst.	-	-	-	-	-
School-Spon. Cocurricular Athletics - Inst.					
Salaries	-	-	-	-	-
Purchased Services (300-500 series)	-	-	-	-	-
Supplies and Materials	-	-	-	-	-
Other Objects	-	-	-	-	-
Transfers to Cover Deficit (Agency Funds)	-	-	-	-	-
Total School-Spon. Cocurricular Athletics - Inst.	-	-	-	-	-
Other Instructional Programs - Instruction					
Salaries	-	-	-	-	-
Purchased Services (300-500 series)	-	-	-	-	-
Supplies and Materials	-	-	-	-	-
Other Objects	-	-	-	-	-
Transfers to Cover Deficit (Agency Funds)	-	-	-	-	-
Total Other Instructional Programs - Instruction	-	-	-	-	-

Continued

PATERSON PUBLIC SCHOOLS
BLENDED RESOURCE FUND 15
SCHEDULE OF BLENDED EXPENDITURES-BUDGET AND ACTUAL
FOR THE FISCAL YEAR ENDED JUNE 30, 2009

<u>School: No. 9</u>	<u>Original Budget</u>	<u>Budget Transfers</u>	<u>Final Budget</u>	<u>Actual</u>	<u>Variance Final to Actual</u>
Community Services Programs/Operations					
Salaries	-	-	-	-	-
Purchased Services (300-500 series)	-	-	-	-	-
Supplies and Materials	-	-	-	-	-
Other Objects	-	-	-	-	-
Transfers to Cover Deficit (Agency Funds)	-	-	-	-	-
Total Community Services/Operations	-	-	-	-	-
Total Instruction	<u>\$ 7,974,153</u>	<u>\$ (66,914)</u>	<u>\$ 7,907,239</u>	<u>\$ 7,774,040</u>	<u>\$ 133,199</u>
Undistributed Expenditures - Instruction:					
Tuition to Other LEAs Within the State - Regular	-	-	-	-	-
Tuition to Other LEAs Within the Stat - Special	-	-	-	-	-
Tuition to County Voc. School Dist. - Regular	-	-	-	-	-
Tuition to County Voc. School Dist. - Special	-	-	-	-	-
Tuition to CSSD & Regional Day Schools	-	-	-	-	-
Tuition to Private Schools for the Disabled - Within State	-	-	-	-	-
Tuition to Private Schools for the Disabled & Oth LEAS - Spl, O/S	-	-	-	-	-
Tuition - State Facilities	-	-	-	-	-
Tuition - Other	-	-	-	-	-
Total Undistributed Expenditures - Instruction:	-	-	-	-	-
Undistributed Expend. - Attend. & Social Work					
Salaries	16,900	16	16,916	14,380	2,536
Purchased Professional and Technical Services	-	-	-	-	-
Other Purchased Services (400-500 series)	-	-	-	-	-
Supplies and Materials	400	(350)	50	-	50
Other Objects	-	-	-	-	-
Total Undistributed Expend. - Attend. & Social Work	<u>17,300</u>	<u>(334)</u>	<u>16,966</u>	<u>14,380</u>	<u>2,586</u>
Undistributed Expenditures - Health Services					
Salaries	94,807	-	94,807	94,807	-
Purchased Professional and Technical Services	-	-	-	-	-
Other Purchased Services (400-500 series)	-	-	-	-	-
Supplies and Materials	-	-	-	-	-
Other Objects	-	-	-	-	-
Total Undistributed Expenditures - Health Services	<u>94,807</u>	<u>-</u>	<u>94,807</u>	<u>94,807</u>	<u>-</u>
Undist. Expend. - Other Supp. Serv. Students - Related Serv.					
Salaries	-	-	-	-	-
Purchased Professional - Educational Services	-	-	-	-	-
Supplies and Materials	-	-	-	-	-
Other Objects	-	-	-	-	-
Total Undist. Expend. - Other Supp. Serv. Students - Related Serv.	-	-	-	-	-
Undist. Expend. - Other Supp. Serv. Students - Extra Serv.					
Salaries	-	-	-	-	-
Purchased Professional - Educational Services	-	-	-	-	-
Supplies and Materials	-	-	-	-	-
Other Objects	-	-	-	-	-
Total Undist. Expend. - Other Supp. Serv. Students - Extra Serv.	-	-	-	-	-
Undist. Expend. - Other Supp. Serv. Students-Reg.					
Salaries	250,107	-	250,107	250,107	-
Salaries of Secretarial and Clerical Assistants	-	-	-	-	-
Other Salaries	-	-	-	-	-
Purchased Professional - Educational Services	-	-	-	-	-
Other Purchased Prof. and Tech. Services	-	-	-	-	-
Other Purchased Services (400-500 series)	-	-	-	-	-
Supplies and Materials	2,000	-	2,000	1,965	35
Other Objects	-	-	-	-	-
Total Undist. Expend. - Other Supp. Serv. Students-Reg.	<u>252,107</u>	<u>-</u>	<u>252,107</u>	<u>252,072</u>	<u>35</u>

Continued

**PATERSON PUBLIC SCHOOLS
 BLENDED RESOURCE FUND 15
 SCHEDULE OF BLENDED EXPENDITURES-BUDGET AND ACTUAL
 FOR THE FISCAL YEAR ENDED JUNE 30, 2009**

<u>School: No. 9</u>	<u>Original Budget</u>	<u>Budget Transfers</u>	<u>Final Budget</u>	<u>Actual</u>	<u>Variance Final to Actual</u>
Undist. Expend. - Other Supp. Serv. Students -Spl.					
Salaries of Other Professional Staff	-	-	-	-	-
Salaries of Secretarial and Clerical Assistants	-	-	-	-	-
Other Salaries	-	-	-	-	-
Purchased Professional - Educational Services	-	-	-	-	-
Other Purchased Prof. and Tech. Services	-	-	-	-	-
Residential Costs	-	-	-	-	-
Mis. Pur. Serv.(400-500 series O/than Residential)	-	-	-	-	-
Supplies and Materials	-	-	-	-	-
Other Objects	-	-	-	-	-
Total Undist. Expend. - Other Supp. Serv. Students -Spl.	-	-	-	-	-
Undist. Expend. - Improvement of Inst. Serv.					
Salaries of Supervisor of Instruction	-	-	-	-	-
Salaries of Other Professional Staff	95,847	-	95,847	95,847	-
Salaries of Secr and Clerical Assist.	-	-	-	-	-
Other Salaries	-	-	-	-	-
Purchased Prof- Educational Services	-	-	-	-	-
Other Purch Prof. and Tech. Services	-	-	-	-	-
Other Purch Services (400-500)	-	-	-	-	-
Supplies and Materials	6,000	(750)	5,250	4,837	413
Other Objects	-	-	-	-	-
Total Undist. Expend. - Improvement of Inst. Serv.	101,847	(750)	101,097	100,684	413
Undist. Expend. - Edu. Media Serv./Sch. Library					
Salaries	154,155	-	154,155	153,655	500
Purchased Professional and Technical Services	-	-	-	-	-
Other Purchased Services (400-500 series)	600	-	600	599	1
Supplies and Materials	11,000	-	11,000	10,875	125
Other Objects	-	-	-	-	-
Total Undist. Expend. - Edu. Media Serv./Sch. Library	165,755	-	165,755	165,129	626
Undist. Expend. - Instructional Staff Training Serv.					
Salaries of Supervisors of Instruction	-	-	-	-	-
Salaries of Other Professional Staff	-	-	-	-	-
Salaries of Secretarial and Clerical Assist	-	-	-	-	-
Other Salaries	-	-	-	-	-
Purchased Professional - Educational Serv	1,500	-	1,500	-	1,500
Other Purchased Prof. and Tech. Services	-	-	-	-	-
Other Purchased Services (400-500 series)	-	-	-	-	-
Supplies and Materials	-	-	-	-	-
Other Objects	-	-	-	-	-
Total Undist. Expend. - Instructional Staff Training Serv.	1,500	-	1,500	-	1,500
Undist. Expend. - Supp. Serv. - General Admin.					
Salaries	-	-	-	-	-
Legal Services	-	-	-	-	-
Other Purchased Professional Services	-	-	-	-	-
Purchased Technical Services	-	-	-	-	-
Communications/Telephone	-	-	-	-	-
Other Purchased Services (400-500 series)	-	-	-	-	-
Supplies and Materials	-	-	-	-	-
Judgements Against The School District	-	-	-	-	-
Miscellaneous Expenditures	-	-	-	-	-
Total Undist. Expend. - Supp. Serv. - General Admin.	-	-	-	-	-

Continued

PATERSON PUBLIC SCHOOLS
BLENDED RESOURCE FUND 15
SCHEDULE OF BLENDED EXPENDITURES-BUDGET AND ACTUAL
FOR THE FISCAL YEAR ENDED JUNE 30, 2009

<u>School: No. 9</u>	Original Budget	Budget Transfers	Final Budget	Actual	Variance Final to Actual
Undist. Expend. - Support Serv. - School Admin.					
Salaries of Principals/Assistant Principals	\$ 347,277	\$ (40,000)	\$ 307,277	\$ 305,907	\$ 1,370
Salaries of Other Professional Staff		-			-
Salaries of Secretarial and Clerical Assistants	129,567	-	129,567	128,665	902
Other Salaries		-			-
Purchased Professional and Technical Services		-			-
Other Purchased Services (400-500 series)	3,000	-	3,000		3,000
Supplies and Materials	18,000	-	18,000	16,918	1,082
Other Objects		-			-
Total Undist. Expend. - Support Serv. - School Admin.	<u>497,844</u>	<u>(40,000)</u>	<u>457,844</u>	<u>451,490</u>	<u>6,354</u>
Undist. Expend. -Allowable Maintenance for School Facilities					
Salaries	-	-	-	-	-
Cleaning, Repair, and Maintenance Services	-	-	-	-	-
General Supplies	-	-	-	-	-
Other Objects	-	-	-	-	-
Total Undist. Expend. -Allowable Maintenance for School Facilities	<u>-</u>	<u>-</u>	<u>-</u>	<u>-</u>	<u>-</u>
Undist. Expend. - Oth. Oper. & Maint. of Plant					
Salaries	-	51,791	51,791	49,799	1,992
Purchased Professional and Technical Services	-	-	-	-	-
Cleaning, Repair and Maintenance Services	-	-	-	-	-
Rental of land & Building Other than Lease Purchases	-	-	-	-	-
Other Purchased Property Services	-	-	-	-	-
Insurance	-	-	-	-	-
Miscellaneous Purchased Services	-	-	-	-	-
General Supplies	500	-	500	496	4
Energy (Energy and Electricity)	-	-	-	-	-
Other Objects	-	-	-	-	-
Total Undist. Expend. - Other Oper. & Maint. Of Plant	<u>500</u>	<u>51,791</u>	<u>52,291</u>	<u>50,295</u>	<u>1,996</u>
Total Undist. Expend. - Oper. & Maint. Of Plant	<u>500</u>	<u>51,791</u>	<u>52,291</u>	<u>50,295</u>	<u>1,996</u>
Undist. Expend. - Student Transportation Serv.					
Sal. For Pup. Trans. (Bet. Home and School) - Regular	-	-	-	-	-
Sal. For Pup. Trans. (Bet. Home and School) - Special	-	-	-	-	-
Sal. For Pup. Trans. (Other than Bet. Home and School)	-	-	-	-	-
Management Fees - ESC & CTSA Transportation Programs	-	-	-	-	-
Other Purchased Professional and Technical Services	-	-	-	-	-
Cleaning, Repair and Maintenance Services	-	-	-	-	-
Rental Payments - School Buses	-	-	-	-	-
Lease Purchase Payments - School Buses	-	-	-	-	-
Contract Services - (Between Home and School) - Vendors	-	-	-	-	-
Contr Serv (Oth. than Bet Home & Sch)-Vend	-	5,175	5,175	4,442	733
Contract Services - (Between Home and Sch) - Joint Agrmts	-	-	-	-	-
Contr Serv (Spl. Ed. Students) - Vendors	-	-	-	-	-
Contr Serv (Spl. Ed. Students) - Joint Agrmt	-	-	-	-	-
Contr Serv (Regular Students) - ESCs & CTSA	-	-	-	-	-
Contr Serv (Spl. Ed. Students) - ESCs & CTSA	-	-	-	-	-
Contr Serv. - Aid in Lieu Payments	-	-	-	-	-
Misc. Purchased Serv. - Transportation	-	-	-	-	-
Supplies and Materials	-	-	-	-	-
Miscellaneous Expenditures	-	-	-	-	-
Total Undist. Expend. - Student Transportation Serv.	<u>-</u>	<u>5,175</u>	<u>5,175</u>	<u>4,442</u>	<u>733</u>

Continued

**PATERSON PUBLIC SCHOOLS
 BLENDED RESOURCE FUND 15
 SCHEDULE OF BLENDED EXPENDITURES-BUDGET AND ACTUAL
 FOR THE FISCAL YEAR ENDED JUNE 30, 2009**

<u>School: No. 9</u>	<u>Original Budget</u>	<u>Budget Transfers</u>	<u>Final Budget</u>	<u>Actual</u>	<u>Variance Final to Actual</u>
Undist. Expend. - Business and Other Support Serv.					
Increase in Sale/Lease-back Reserve	-				
Salaries	-	-	-	-	-
Purchased Professional Services	-	-	-	-	-
Purchased Technical Services	-	-	-	-	-
Other Purchased Services (400-500 series Oth Residential Costs)	-	-	-	-	-
Sale/Lease-back Payments	-	-	-	-	-
Supplies and Materials	-	-	-	-	-
Interest on Current Loan	-	-	-	-	-
Interest on Lease Purchase Agreements	-	-	-	-	-
Miscellaneous Expenditures	-	-	-	-	-
Total Undist. Expend. - Business and Other Support Serv.	-	-	-	-	-
UNALLOCATED BENEFITS					
Group Insurance	-	-	-	-	-
Social Security Contributions	\$ 121,014	\$ (30,039)	\$ 90,975	\$ 84,504	\$ 6,471
T.P.A.F. Contributions - ERIP	-	-	-	-	-
Other Retirement Contributions - Regular	-	-	-	-	-
Other Retirement Contributions - ERIP	-	-	-	-	-
Unemployment Compensation	-	-	-	-	-
Workmen's Compensation	-	-	-	-	-
Health Benefits	1,683,955	(148,444)	1,535,511	1,520,010	15,501
Tuition Reimbursement	-	-	-	-	-
Other Employee Benefits	-	350	350	350	-
TOTAL UNALLOCATED BENEFITS	1,804,969	(178,133)	1,626,836	1,604,864	21,972
On-behalf TPAF pension Contributions (non-budgeted)	-	-	-	-	-
Reimbursed TPAF Social Security Contributions (non-budgeted)	-	-	-	-	-
TOTAL ON-BEHALF CONTRIBUTIONS	-	-	-	-	-
TOTAL PERSONAL SERVICES - EMPLOYEE BENEFITS	1,804,969	(178,133)	1,626,836	1,604,864	21,972
Undistributed Expenditures - Food Services					
Transfers to Cover Deficit (Enterprise Fund)	-	-	-	-	-
TOTAL UNDISTRIBUTED EXPENDITURES	2,936,629	(162,251)	2,774,378	2,738,163	36,215
TOTAL SCHOOL BASED BUDGET CURRENT EXPENSE	10,910,782	(229,165)	10,681,617	10,512,203	169,414
CAPITAL OUTLAY					
Equipment					
Regular Program - Instruction:					
Kindergarten	-	-	-	-	-
Grades 1-5	-	-	-	-	-
Grades 6-8	-	-	-	-	-
Grades 9-12	-	-	-	-	-
Home Instruction	-	-	-	-	-
Special Education - Instruction:					
Cognitive - Mild	-	-	-	-	-
Cognitive - Moderate	-	-	-	-	-
Learning and/or Language Disabilities	-	-	-	-	-
Visual Impairments	-	-	-	-	-
Auditory Impairments	-	-	-	-	-
Behavioral Disabilities	-	-	-	-	-
Multiple Disabilities	-	-	-	-	-
Resource Room/Resource Center	-	-	-	-	-
Autism	-	-	-	-	-
Preschool Disabilities - Part-Time	-	-	-	-	-
Preschool Disabilities - Full-Time	-	-	-	-	-
Home Instruction	-	-	-	-	-
Cognitive - Severe	-	-	-	-	-

**PATERSON PUBLIC SCHOOLS
 BLENDED RESOURCE FUND 15
 SCHEDULE OF BLENDED EXPENDITURES-BUDGET AND ACTUAL
 FOR THE FISCAL YEAR ENDED JUNE 30, 2009**

<u>School: No. 9</u>	Original Budget	Budget Transfers	Final Budget	Actual	Variance Final to Actual
Basic Skills/Remedial - Instruction	-	-	-	-	-
Bilingual Education - Instruction	-	-	-	-	-
Vocational Programs - Local - Instruction	-	-	-	-	-
School-Sponsored and Other Instructional Program	-	-	-	-	-
Undistributed Expenditures - Instruction	-	-	-	-	-
Undist.Expend.-Support Serv.-Students - Reg.	-	-	-	-	-
Undist.Expend.-Support Serv. - Related & Extraordinary	-	-	-	-	-
Undist.Expend.-Support Serv.-Students - Special	-	-	-	-	-
Undist.Expend.-Support Serv. - Inst. Staff	-	-	-	-	-
Undistributed Expenditures - General Admin.	-	-	-	-	-
Undistributed Expenditures - School Admin.	-	-	-	-	-
Undistributed Expenditures - Operation of Plant Services	-	-	-	-	-
Undistributed Expenditures - Student Trans. - Non Inst. Equip	-	-	-	-	-
School Buses - Regular	-	-	-	-	-
School Buses - Special	-	-	-	-	-
Undistributed Expenditures - Business/Other Support Serv.	-	-	-	-	-
Undistributed Expenditures - Non Inst. Serv.	-	-	-	-	-
Special Schools (All Programs)	-	-	-	-	-
Total Equipment	-	-	-	-	-
Facilities Acquisition and Construction Services					
Salaries	-	-	-	-	-
Legal Services	-	-	-	-	-
Other Purchased Prof. and Tech. Services	-	-	-	-	-
Construction Services	-	-	-	-	-
General Supplies	-	-	-	-	-
Land and Improvements	-	-	-	-	-
Lease Purchase Agreements - Principal	-	-	-	-	-
Buildings Other than Lease Purchase Agreement	-	-	-	-	-
Other Objects	-	-	-	-	-
Facilities Grant - Transfer to Special Revenue	-	-	-	-	-
Total Facilities Acquisition and Construction Services	-	-	-	-	-
Capital Reserve - Transfer to Capital Projects	-	-	-	-	-
Capital Reserve - Transfer to Debt Service	-	-	-	-	-
Assets Acquired Under Capital Leases (non-budgeted)					
Undistributed Expenditures:					
General Administration	-	-	-	-	-
School Administration	-	-	-	-	-
Assets Acquired Under Capital Leases (non-budgeted)	-	-	-	-	-
TOTAL CAPITAL OUTLAY	-	-	-	-	-

Continued

**PATERSON PUBLIC SCHOOLS
 BLENDED RESOURCE FUND 15
 SCHEDULE OF BLENDED EXPENDITURES-BUDGET AND ACTUAL
 FOR THE FISCAL YEAR ENDED JUNE 30, 2009**

<u>School: No. 9</u>	<u>Original Budget</u>	<u>Budget Transfers</u>	<u>Final Budget</u>	<u>Actual</u>	<u>Variance Final to Actual</u>
SPECIAL SCHOOLS					
Summer School - Instruction					
Salaries of Teachers	-	-	-	-	-
Other Salaries for Instruction	-	-	-	-	-
Purchased Professional and Technical Services	-	-	-	-	-
Other Purchased Services (400-500 series)	-	-	-	-	-
General Supplies	-	-	-	-	-
Textbooks	-	-	-	-	-
Other Objects	-	-	-	-	-
Total Summer School - Instruction	-	-	-	-	-
Summer School - Support Services					
Salaries	-	-	-	-	-
Personal Services - Employee Benefits	-	-	-	-	-
Purchased Professional and Technical Services	-	-	-	-	-
Other Purchased Services (400-500 series)	-	-	-	-	-
Supplies and Materials	-	-	-	-	-
Other Objects	-	-	-	-	-
Total Summer School - Support Services	-	-	-	-	-
Total Summer School	-	-	-	-	-
Other Special Schools - Instruction					
Salaries of Teachers	-	-	-	-	-
Other Salaries for Instruction	-	-	-	-	-
Purchased Professional and Technical Services	-	-	-	-	-
Other Purchased Services (400-500 series)	-	-	-	-	-
General Supplies	-	-	-	-	-
Textbooks	-	-	-	-	-
Other Objects	-	-	-	-	-
Total Other Special Schools - Instruction	-	-	-	-	-
Other Special Schools - Support Services					
Salaries	-	-	-	-	-
Personal Services - Employee Benefits	-	-	-	-	-
Purchased Professional and Technical Services	-	-	-	-	-
Other Purchased Services (400-500 series)	-	-	-	-	-
Supplies and Materials	-	-	-	-	-
Other Objects	-	-	-	-	-
Total Other Special Schools - Support Services	-	-	-	-	-
Total Other Special Schools	-	-	-	-	-
Accred. Even./Adult H.S./Post-Grad.-Inst.					
Salaries of Teachers	-	-	-	-	-
Other Salaries for Instruction	-	-	-	-	-
Purchased Professional and Technical Services	-	-	-	-	-
Other Purchased Services (400-500 series)	-	-	-	-	-
General Supplies	-	-	-	-	-
Textbooks	-	-	-	-	-
Other Objects	-	-	-	-	-
Total Accred. Even./Adult H.S./Post-Grad.-Inst.	-	-	-	-	-
Accred. Even./Adult H.S./Post-Grad.-Supp. Service					
Salaries	-	-	-	-	-
Personal Services - Employee Benefits	-	-	-	-	-
Purchased Professional and Technical Services	-	-	-	-	-
Other Purchased Services (400-500 series)	-	-	-	-	-
Supplies and Materials	-	-	-	-	-
Other Objects	-	-	-	-	-
Total Accred. Even./Adult H.S./Post-Grad.-Supp. Service	-	-	-	-	-
Total Accred. Even./Adult H.S./Post-Grad.	-	-	-	-	-

Continued

**PATERSON PUBLIC SCHOOLS
 BLENDED RESOURCE FUND 15
 SCHEDULE OF BLENDED EXPENDITURES-BUDGET AND ACTUAL
 FOR THE FISCAL YEAR ENDED JUNE 30, 2009**

<u>School: No. 9</u>	<u>Original Budget</u>	<u>Budget Transfers</u>	<u>Final Budget</u>	<u>Actual</u>	<u>Variance Final to Actual</u>
Adult Education-Local-Instruction					
Salaries of Teachers	-	-	-	-	-
Other Salaries for Instruction	-	-	-	-	-
Purchased Professional and Technical Services	-	-	-	-	-
Other Purchased Services (400-500 series)	-	-	-	-	-
General Supplies	-	-	-	-	-
Textbooks	-	-	-	-	-
Other Objects	-	-	-	-	-
Total Adult Education-Local-Instruction	-	-	-	-	-
Adult Education-Local -Support Serv.					
Salaries	-	-	-	-	-
Personal Services - Employee Benefits	-	-	-	-	-
Purchased Professional and Technical Services	-	-	-	-	-
Other Purchased Services (400-500 series)	-	-	-	-	-
Supplies and Materials	-	-	-	-	-
Other Objects	-	-	-	-	-
Total Adult Education-Local -Support Serv.	-	-	-	-	-
Total Adult Education-Local	-	-	-	-	-
Vocational Evening-Local-Instruction					
Salaries of Teachers	-	-	-	-	-
Other Salaries for Instruction	-	-	-	-	-
Purchased Professional and Technical Services	-	-	-	-	-
Other Purchased Services (400-500 series)	-	-	-	-	-
General Supplies	-	-	-	-	-
Textbooks	-	-	-	-	-
Other Objects	-	-	-	-	-
Total Vocational Evening-Local-Instruction	-	-	-	-	-
Vocational Evening-Local-Support Serv.					
Salaries	-	-	-	-	-
Personal Services - Employee Benefits	-	-	-	-	-
Purchased Professional and Technical Services	-	-	-	-	-
Other Purchased Services (400-500 series)	-	-	-	-	-
Supplies and Materials	-	-	-	-	-
Other Objects	-	-	-	-	-
Total Vocational Evening-Local-Support Serv.	-	-	-	-	-
Total Vocational Evening-Local	-	-	-	-	-
Even.-Sch.-Foreign-Born-Local-Inst.					
Salaries of Teachers	-	-	-	-	-
Other Salaries for Instruction	-	-	-	-	-
Purchased Professional and Technical Services	-	-	-	-	-
Other Purchased Services (400-500 series)	-	-	-	-	-
General Supplies	-	-	-	-	-
Textbooks	-	-	-	-	-
Other Objects	-	-	-	-	-
Total Even.-Sch.-Foreign-Born-Local-Inst.	-	-	-	-	-

**PATERSON PUBLIC SCHOOLS
 BLENDED RESOURCE FUND 15
 SCHEDULE OF BLENDED EXPENDITURES-BUDGET AND ACTUAL
 FOR THE FISCAL YEAR ENDED JUNE 30, 2009**

<u>School: No. 9</u>	<u>Original Budget</u>	<u>Budget Transfers</u>	<u>Final Budget</u>	<u>Actual</u>	<u>Variance Final to Actual</u>
Even.-Sch.-Foreign-Born-Local-Sup. Serv.					
Salaries	-	-	-	-	-
Personal Services - Employee Benefits	-	-	-	-	-
Purchased Professional and Technical Services	-	-	-	-	-
Other Purchased Services (400-500 series)	-	-	-	-	-
Supplies and Materials	-	-	-	-	-
Other Objects	-	-	-	-	-
Total Even.-Sch.-Foreign-Born-Local-Sup. Serv.	<u>-</u>	<u>-</u>	<u>-</u>	<u>-</u>	<u>-</u>
Total Even.-Sch.-Foreign-Born-Local	<u>-</u>	<u>-</u>	<u>-</u>	<u>-</u>	<u>-</u>
TOTAL SPECIAL SCHOOLS	<u>-</u>	<u>-</u>	<u>-</u>	<u>-</u>	<u>-</u>
Transfer of Funds to Charter Schools	-	-	-	-	-
TOTAL SCHOOL BASED EXPENDITURES	<u>\$ 10,910,782</u>	<u>\$ (229,165)</u>	<u>\$ 10,681,617</u>	<u>\$ 10,512,203</u>	<u>\$ 169,414</u>
Other Financing Sources:					
Operating Transfer In	10,910,782	(229,165)	10,681,617	10,512,203	169,414
Operating Transfer Out:					
Transfer to Food Service Fund - Board Contribution	-	-	-	-	-
Capital Leases (non-budgeted)	-	-	-	-	-
Total Other Financing Sources:	<u>10,910,782</u>	<u>(229,165)</u>	<u>10,681,617</u>	<u>10,512,203</u>	<u>169,414</u>
Excess (Deficiency) of Other Financing Sources Over (Under) Expenditures and Other Financing (Uses)	<u>-</u>	<u>-</u>	<u>-</u>	<u>-</u>	<u>-</u>
Fund Balance, July 1	<u>-</u>	<u>-</u>	<u>-</u>	<u>-</u>	<u>-</u>
Fund Balance, June 30	<u>\$ -</u>	<u>\$ -</u>	<u>\$ -</u>	<u>\$ -</u>	<u>\$ -</u>

**PATERSON PUBLIC SCHOOLS
 BLENDED RESOURCE FUND 15
 SCHEDULE OF BLENDED EXPENDITURES-BUDGET AND ACTUAL
 FOR THE FISCAL YEAR ENDED JUNE 30, 2009**

<u>School: No. 10</u>	<u>Original Budget</u>	<u>Budget Transfers</u>	<u>Final Budget</u>	<u>Actual</u>	<u>Variance Final to Actual</u>
REGULAR PROGRAMS - INSTRUCTION					
Regular Programs - Instruction					
Kindergarten - Salaries of Teachers	\$ 292,518	\$ 49,665	\$ 342,183	\$ 342,183	-
Grades 1-5 - Salaries of Teachers	1,486,920	151,003	1,637,923	1,637,923	-
Grades 6-8 - Salaries of Teachers	515,265	152,923	668,188	667,129	\$ 1,059
Grades 9-12 - Salaries of Teachers		-			-
Regular Programs - Home Instruction:					
Salaries of Teachers		-			-
Other Salaries for Instruction		-			-
Purchased Professional -Educational Services		-			-
Purchased Technical Services		-			-
Other Purchased Services (400-500 series)		-			-
General Supplies		-			-
Textbooks		-			-
Other Objects		-			-
Regular Programs - Undistributed Instruction					
Other Salaries for Instruction	118,469	27,248	145,717	145,717	-
Purchased Professional-Educational Services		-			-
Purchased Technical Services	500	-	500		500
Other Purchased Services (400-500 series)		-			-
General Supplies	121,059	167	121,226	61,893	59,333
Textbooks	7,939	-	7,939	7,566	373
Other Objects		5,480	5,480	1,151	4,329
TOTAL REGULAR PROGRAMS - INSTRUCTION	2,542,670	386,486	2,929,156	2,863,562	65,594
SPECIAL EDUCATION - INSTRUCTION					
Cognitive - Mild:					
Salaries of Teachers	-	-	-	-	-
Other Salaries for Instruction	-	-	-	-	-
Purchased Professional-Educational Services	-	-	-	-	-
Purchased Technical Services	-	-	-	-	-
Other Purchased Services (400-500 series)	-	-	-	-	-
General Supplies	-	-	-	-	-
Textbooks	-	-	-	-	-
Other Objects	-	-	-	-	-
Total Cognitive - Mild	-	-	-	-	-
Cognitive - Moderate:					
Salaries of Teachers	-	-	-	-	-
Other Salaries for Instruction	-	-	-	-	-
Purchased Professional-Educational Services	-	-	-	-	-
Purchased Technical Services	-	-	-	-	-
Other Purchased Services (400-500 series)	-	-	-	-	-
General Supplies	-	-	-	-	-
Textbooks	-	-	-	-	-
Other Objects	-	-	-	-	-
Total Cognitive - Moderate	-	-	-	-	-
Learning and/or Language Disabilities:					
Salaries of Teachers	56,228	54,065	110,293	110,293	-
Other Salaries for Instruction	27,647	-	27,647	26,293	1,354
Purchased Professional-Educational Services		-			-
Purchased Technical Services		-			-
Other Purchased Services (400-500 series)		-			-
General Supplies	1,121	5,800	6,921	363	6,558
Textbooks	3,066	-	3,066	2,974	92
Other Objects	-	-	-	-	-
Total Learning and/or Language Disabilities	88,062	59,865	147,927	139,923	8,004

Continued

**PATERSON PUBLIC SCHOOLS
 BLENDED RESOURCE FUND 15
 SCHEDULE OF BLENDED EXPENDITURES-BUDGET AND ACTUAL
 FOR THE FISCAL YEAR ENDED JUNE 30, 2009**

<u>School: No. 10</u>	Original Budget	Budget Transfers	Final Budget	Actual	Variance Final to Actual
Visual Impairments:					
Salaries of Teachers	-	-	-	-	-
Other Salaries for Instruction	-	-	-	-	-
Purchased Professional-Educational Services	-	-	-	-	-
Purchased Technical Services	-	-	-	-	-
Other Purchased Services (400-500 series)	-	-	-	-	-
General Supplies	-	-	-	-	-
Textbooks	-	-	-	-	-
Other Objects	-	-	-	-	-
Total Visual Impairments	-	-	-	-	-
Auditory Impairments:					
Salaries of Teachers	-	-	-	-	-
Other Salaries for Instruction	-	-	-	-	-
Purchased Professional-Educational Services	-	-	-	-	-
Purchased Technical Services	-	-	-	-	-
Other Purchased Services (400-500 series)	-	-	-	-	-
General Supplies	-	-	-	-	-
Textbooks	-	-	-	-	-
Other Objects	-	-	-	-	-
Total Auditory Impairments	-	-	-	-	-
Behavioral Disabilities:					
Salaries of Teachers	\$ 107,255	-	\$ 107,255	\$ 105,151	\$ 2,104
Other Salaries for Instruction	174,088	(10,690)	163,398	163,398	-
Purchased Professional-Educational Services	-	-	-	-	-
Purchased Technical Services	-	-	-	-	-
Other Purchased Services (400-500 series)	-	-	-	-	-
General Supplies	1,852	-	1,852	1,202	650
Textbooks	6,020	-	6,020	5,865	155
Other Objects	-	-	-	-	-
Total Behavioral Disabilities	289,215	(10,690)	278,525	275,616	2,909
Multiple Disabilities:					
Salaries of Teachers	-	-	-	-	-
Other Salaries for Instruction	-	-	-	-	-
Purchased Professional-Educational Services	-	-	-	-	-
Purchased Technical Services	-	-	-	-	-
Other Purchased Services (400-500 series)	-	-	-	-	-
General Supplies	-	-	-	-	-
Textbooks	-	-	-	-	-
Other Objects	-	-	-	-	-
Total Multiple Disabilities	-	-	-	-	-
Resource Room/Resource Center:					
Salaries of Teachers	647,564	-	647,564	548,092	99,472
Other Salaries for Instruction	-	-	-	-	-
Purchased Professional-Educational Services	-	-	-	-	-
Purchased Technical Services	-	-	-	-	-
Other Purchased Services (400-500 series)	-	-	-	-	-
General Supplies	8,618	(5,800)	2,818	2,435	383
Textbooks	4,507	-	4,507	-	4,507
Other Objects	-	-	-	-	-
Total Resource Room/Resource Center	660,689	(5,800)	654,889	550,527	104,362

Continued

**PATERSON PUBLIC SCHOOLS
 BLENDED RESOURCE FUND 15
 SCHEDULE OF BLENDED EXPENDITURES-BUDGET AND ACTUAL
 FOR THE FISCAL YEAR ENDED JUNE 30, 2009**

<u>School: No. 10</u>	<u>Original Budget</u>	<u>Budget Transfers</u>	<u>Final Budget</u>	<u>Actual</u>	<u>Variance Final to Actual</u>
Autism:					
Salaries of Teachers	-	-	-	-	-
Other Salaries for Instruction	-	-	-	-	-
Purchased Professional-Educational Services	-	-	-	-	-
Purchased Technical Services	-	-	-	-	-
Other Purchased Services (400-500 series)	-	-	-	-	-
General Supplies	-	-	-	-	-
Textbooks	-	-	-	-	-
Other Objects	-	-	-	-	-
Total Autism	-	-	-	-	-
Preschool Disabilities - Part-Time:					
Salaries of Teachers	-	-	-	-	-
Other Salaries for Instruction	-	-	-	-	-
Purchased Professional-Educational Services	-	-	-	-	-
Purchased Technical Services	-	-	-	-	-
Other Purchased Services (400-500 series)	-	-	-	-	-
General Supplies	-	-	-	-	-
Textbooks	-	-	-	-	-
Other Objects	-	-	-	-	-
Total Preschool Disabilities - Part-Time	-	-	-	-	-
Preschool Disabilities - Full-Time:					
Salaries of Teachers	-	-	-	-	-
Other Salaries for Instruction	-	-	-	-	-
Purchased Professional-Educational Services	-	-	-	-	-
Purchased Technical Services	-	-	-	-	-
Other Purchased Services (400-500 series)	-	-	-	-	-
General Supplies	-	-	-	-	-
Textbooks	-	-	-	-	-
Other Objects	-	-	-	-	-
Total Preschool Disabilities - Full-Time:	-	-	-	-	-
Home Instruction:					
Salaries of Teachers	-	-	-	-	-
Other Salaries for Instruction	-	-	-	-	-
Purchased Professional-Educational Services	-	-	-	-	-
Purchased Technical Services	-	-	-	-	-
Other Purchased Services (400-500 series)	-	-	-	-	-
General Supplies	-	-	-	-	-
Textbooks	-	-	-	-	-
Other Objects	-	-	-	-	-
Total Home Instruction	-	-	-	-	-
Cognitive - Severe:					
Salaries of Teachers	-	-	-	-	-
Other Salaries for Instruction	-	-	-	-	-
Purchased Professional-Educational Services	-	-	-	-	-
Purchased Technical Services	-	-	-	-	-
Other Purchased Services (400-500 series)	-	-	-	-	-
General Supplies	-	-	-	-	-
Textbooks	-	-	-	-	-
Other Objects	-	-	-	-	-
Total Cognitive - Severe	-	-	-	-	-
TOTAL SPECIAL EDUCATION - INSTRUCTION	1,037,966	43,375	1,081,341	966,066	115,275

**PATERSON PUBLIC SCHOOLS
 BLENDED RESOURCE FUND 15
 SCHEDULE OF BLENDED EXPENDITURES-BUDGET AND ACTUAL
 FOR THE FISCAL YEAR ENDED JUNE 30, 2009**

<u>School: No. 10</u>	<u>Original Budget</u>	<u>Budget Transfers</u>	<u>Final Budget</u>	<u>Actual</u>	<u>Variance Final to Actual</u>
Basic Skills/Remedial - Instruction					
Salaries of Teachers	-	-	-	-	-
Other Salaries for Instruction	-	-	-	-	-
Purchased Professional-Educational Services	-	-	-	-	-
Purchased Technical Services	-	-	-	-	-
Other Purchased Services (400-500 series)	-	-	-	-	-
General Supplies	-	-	-	-	-
Textbooks	-	-	-	-	-
Other Objects	-	-	-	-	-
Total Basic Skills/Remedial - Instruction	-	-	-	-	-
Bilingual Education - Instruction					
Salaries of Teachers	\$ 597,007	\$ (34,310)	\$ 562,697	\$ 552,160	\$ 10,537
Other Salaries for Instruction	121,537	-	121,537	120,438	1,099
Purchased Professional-Educational Services	-	-	-	-	-
Purchased Technical Services	-	-	-	-	-
Other Purchased Services (400-500 series)	-	-	-	-	-
General Supplies	7,324	-	7,324	6,553	771
Textbooks	3,893	-	3,893	3,593	300
Other Objects	-	-	-	-	-
Total Bilingual Education - Instruction	729,761	(34,310)	695,451	682,744	12,707
Vocational Programs - Local - Instruction					
Salaries of Teachers	-	-	-	-	-
Other Salaries for Instruction	-	-	-	-	-
Purchased Professional-Educational Services	-	-	-	-	-
Purchased Technical Services	-	-	-	-	-
Other Purchased Services (400-500 series)	-	-	-	-	-
General Supplies	-	-	-	-	-
Textbooks	-	-	-	-	-
Other Objects	-	-	-	-	-
Total Vocational Programs - Local - Instruction	-	-	-	-	-
School-Spon. Cocurricular Actvts. - Inst.					
Salaries	-	-	-	-	-
Purchased Services (300-500 series)	-	-	-	-	-
Supplies and Materials	-	-	-	-	-
Other Objects	-	-	-	-	-
Transfers to Cover Deficit (Agency Funds)	-	-	-	-	-
Total School-Spon. Cocurricular Actvts. - Inst.	-	-	-	-	-
School-Spon. Cocurricular Athletics - Inst.					
Salaries	-	-	-	-	-
Purchased Services (300-500 series)	-	-	-	-	-
Supplies and Materials	-	-	-	-	-
Other Objects	-	-	-	-	-
Transfers to Cover Deficit (Agency Funds)	-	-	-	-	-
Total School-Spon. Cocurricular Athletics - Inst.	-	-	-	-	-
Other Instructional Programs - Instruction					
Salaries	-	-	-	-	-
Purchased Services (300-500 series)	-	-	-	-	-
Supplies and Materials	-	-	-	-	-
Other Objects	-	-	-	-	-
Transfers to Cover Deficit (Agency Funds)	-	-	-	-	-
Total Other Instructional Programs - Instruction	-	-	-	-	-

PATERSON PUBLIC SCHOOLS
BLENDED RESOURCE FUND 15
SCHEDULE OF BLENDED EXPENDITURES-BUDGET AND ACTUAL
FOR THE FISCAL YEAR ENDED JUNE 30, 2009

<u>School: No. 10</u>	Original Budget	Budget Transfers	Final Budget	Actual	Variance Final to Actual
Community Services Programs/Operations					
Salaries	-	-	-	-	-
Purchased Services (300-500 series)	-	-	-	-	-
Supplies and Materials	-	-	-	-	-
Other Objects	-	-	-	-	-
Transfers to Cover Deficit (Agency Funds)	-	-	-	-	-
Total Community Services/Operations	-	-	-	-	-
Total Instruction	\$ 4,310,397	\$ 395,551	\$ 4,705,948	\$ 4,512,372	\$ 193,576
Undistributed Expenditures - Instruction:					
Tuition to Other LEAs Within the State - Regular	-	-	-	-	-
Tuition to Other LEAs Within the Stat - Special	-	-	-	-	-
Tuition to County Voc. School Dist. - Regular	-	-	-	-	-
Tuition to County Voc. School Dist. - Special	-	-	-	-	-
Tuition to CSSD & Regional Day Schools	-	-	-	-	-
Tuition to Private Schools for the Disabled - Within State	-	-	-	-	-
Tuition to Private Schools for the Disabled & Oth LEAS - Spl, O/S	-	-	-	-	-
Tuition - State Facilities	-	-	-	-	-
Tuition - Other	-	-	-	-	-
Total Undistributed Expenditures - Instruction:	-	-	-	-	-
Undistributed Expend. - Attend. & Social Work					
Salaries	16,900	-	16,900	11,517	5,383
Purchased Professional and Technical Services	-	-	-	-	-
Other Purchased Services (400-500 series)	-	-	-	-	-
Supplies and Materials	200	-	200	-	200
Other Objects	-	-	-	-	-
Total Undistributed Expend. - Attend. & Social Work	17,100	-	17,100	11,517	5,583
Undistributed Expenditures - Health Services					
Salaries	53,732	-	53,732	53,232	500
Purchased Professional and Technical Services	-	-	-	-	-
Other Purchased Services (400-500 series)	-	-	-	-	-
Supplies and Materials	1,500	-	1,500	-	1,500
Other Objects	-	-	-	-	-
Total Undistributed Expenditures - Health Services	55,232	-	55,232	53,232	2,000
Undist. Expend. - Other Supp. Serv. Students - Related Serv.					
Salaries	-	-	-	-	-
Purchased Professional - Educational Services	-	-	-	-	-
Supplies and Materials	-	-	-	-	-
Other Objects	-	-	-	-	-
Total Undist. Expend. - Other Supp. Serv. Students - Related Serv.	-	-	-	-	-
Undist. Expend. - Other Supp. Serv. Students - Extra Serv.					
Salaries	-	-	-	-	-
Purchased Professional - Educational Services	-	-	-	-	-
Supplies and Materials	-	-	-	-	-
Other Objects	-	-	-	-	-
Total Undist. Expend. - Other Supp. Serv. Students - Extra Serv.	-	-	-	-	-
Undist. Expend. - Other Supp. Serv. Students-Reg.					
Salaries	161,658	-	161,658	160,063	1,595
Salaries of Secretarial and Clerical Assistants	-	-	-	-	-
Other Salaries	-	-	-	-	-
Purchased Professional - Educational Services	3,000	-	3,000	-	3,000
Other Purchased Prof. and Tech. Services	-	-	-	-	-
Other Purchased Services (400-500 series)	-	-	-	-	-
Supplies and Materials	1,500	-	1,500	126	1,374
Other Objects	7,000	-	7,000	-	7,000
Total Undist. Expend. - Other Supp. Serv. Students-Reg.	173,158	-	173,158	160,189	12,969

Continued

PATERSON PUBLIC SCHOOLS
BLENDED RESOURCE FUND 15
SCHEDULE OF BLENDED EXPENDITURES-BUDGET AND ACTUAL
FOR THE FISCAL YEAR ENDED JUNE 30, 2009

<u>School: No. 10</u>	<u>Original Budget</u>	<u>Budget Transfers</u>	<u>Final Budget</u>	<u>Actual</u>	<u>Variance Final to Actual</u>
Undist. Expend. - Other Supp. Serv. Students -Spl.					
Salaries of Other Professional Staff	-	-	-	-	-
Salaries of Secretarial and Clerical Assistants	-	-	-	-	-
Other Salaries	-	-	-	-	-
Purchased Professional - Educational Services	-	-	-	-	-
Other Purchased Prof. and Tech. Services	-	-	-	-	-
Residential Costs	-	-	-	-	-
Mis. Pur. Serv.(400-500 series O/than Residential)	-	-	-	-	-
Supplies and Materials	-	-	-	-	-
Other Objects	-	-	-	-	-
Total Undist. Expend. - Other Supp. Serv. Students -Spl.	-	-	-	-	-
Undist. Expend. - Improvement of Inst. Serv.					
Salaries of Supervisor of Instruction	-	-	-	-	-
Salaries of Other Professional Staff	\$ 56,228	\$ 250	\$ 56,478	\$ 56,478	-
Salaries of Sec and Clerical Assist.	-	-	-	-	-
Other Salaries	-	-	-	-	-
Purchased Prof- Educational Services	-	-	-	-	-
Other Purch Prof. and Tech. Services	-	-	-	-	-
Other Purch Services (400-500)	-	-	-	-	-
Supplies and Materials	3,000	-	3,000	-	\$ 3,000
Other Objects	-	-	-	-	-
Total Undist. Expend. - Improvement of Inst. Serv.	59,228	250	59,478	56,478	3,000
Undist. Expend. - Edu. Media Serv./Sch. Library					
Salaries	149,267	(52,932)	96,335	95,150	1,185
Purchased Professional and Technical Services	-	-	-	-	-
Other Purchased Services (400-500 series)	600	-	600	599	1
Supplies and Materials	29,400	(504)	28,896	6,491	22,405
Other Objects	-	-	-	-	-
Total Undist. Expend. - Edu. Media Serv./Sch. Library	179,267	(53,436)	125,831	102,240	23,591
Undist. Expend. - Instructional Staff Training Serv.					
Salaries of Supervisors of Instruction	-	-	-	-	-
Salaries of Other Professional Staff	-	-	-	-	-
Salaries of Secretarial and Clerical Assist	-	-	-	-	-
Other Salaries	-	-	-	-	-
Purchased Professional - Educational Serv	-	-	-	-	-
Other Purchased Prof. and Tech. Services	-	-	-	-	-
Other Purchased Services (400-500 series)	-	-	-	-	-
Supplies and Materials	6,000	-	6,000	-	6,000
Other Objects	-	-	-	-	-
Total Undist. Expend. - Instructional Staff Training Serv.	6,000	-	6,000	-	6,000
Undist. Expend. - Supp. Serv. - General Admin.					
Salaries	-	-	-	-	-
Legal Services	-	-	-	-	-
Other Purchased Professional Services	-	-	-	-	-
Purchased Technical Services	-	-	-	-	-
Communications/Telephone	-	-	-	-	-
Other Purchased Services (400-500 series)	-	-	-	-	-
Supplies and Materials	-	-	-	-	-
Judgements Against The School District	-	-	-	-	-
Miscellaneous Expenditures	-	-	-	-	-
Total Undist. Expend. - Supp. Serv. - General Admin.	-	-	-	-	-

**PATERSON PUBLIC SCHOOLS
BLENDED RESOURCE FUND 15
SCHEDULE OF BLENDED EXPENDITURES-BUDGET AND ACTUAL
FOR THE FISCAL YEAR ENDED JUNE 30, 2009**

<u>School: No. 10</u>	<u>Original Budget</u>	<u>Budget Transfers</u>	<u>Final Budget</u>	<u>Actual</u>	<u>Variance Final to Actual</u>
Undist. Expend. - Support Serv. - School Admin.					
Salaries of Principals/Assistant Principals	\$ 305,030	-	\$ 305,030	\$ 305,030	-
Salaries of Other Professional Staff		-			-
Salaries of Secretarial and Clerical Assistants	80,114	-	80,114	78,377	\$ 1,737
Other Salaries		-			-
Purchased Professional and Technical Services		-			-
Other Purchased Services (400-500 series)		\$ 921	921	61	860
Supplies and Materials	27,000	(417)	26,583	2,594	23,989
Other Objects	4,500	-	4,500		4,500
Total Undist. Expend. - Support Serv. - School Admin.	<u>416,644</u>	<u>504</u>	<u>417,148</u>	<u>386,062</u>	<u>31,086</u>
Undist. Expend. -Allowable Maintenance for School Facilities					
Salaries	-	-	-	-	-
Cleaning, Repair, and Maintenance Services	-	-	-	-	-
General Supplies	-	-	-	-	-
Other Objects	-	-	-	-	-
Total Undist. Expend. -Allowable Maintenance for School Facilities	<u>-</u>	<u>-</u>	<u>-</u>	<u>-</u>	<u>-</u>
Undist. Expend. - Oth. Oper. & Maint. of Plant					
Salaries	-	-	-	-	-
Purchased Professional and Technical Services	-	-	-	-	-
Cleaning, Repair and Maintenance Services	-	-	-	-	-
Rental of land & Building Other than Lease Purchases	-	-	-	-	-
Other Purchased Property Services	-	-	-	-	-
Insurance	-	-	-	-	-
Miscellaneous Purchased Services	-	-	-	-	-
General Supplies	-	-	-	-	-
Energy (Energy and Electricity)	-	-	-	-	-
Other Objects	-	-	-	-	-
Total Undist. Expend. - Other Oper. & Maint. Of Plant	<u>-</u>	<u>-</u>	<u>-</u>	<u>-</u>	<u>-</u>
Total Undist. Expend. - Oper. & Maint. Of Plant	<u>-</u>	<u>-</u>	<u>-</u>	<u>-</u>	<u>-</u>
Undist. Expend. - Student Transportation Serv.					
Sal. For Pup.Trans. (Bet. Home and School) - Regular	-	-	-	-	-
Sal. For Pup.Trans. (Bet. Home and School) - Special	-	-	-	-	-
Sal. For Pup. Trans. (Other than Bet. Home and School)	-	-	-	-	-
Management Fees - ESC & CTSA Transportation Programs	-	-	-	-	-
Other Purchased Professional and Technical Services	-	-	-	-	-
Cleaning, Repair and Maintenance Services	-	-	-	-	-
Rental Payments - School Buses	-	-	-	-	-
Lease Purchase Payments - School Buses	-	-	-	-	-
Contract Services - (Between Home and School) - Vendors	-	-	-	-	-
Contr Serv (Oth. than Bet Home & Sch)-Vend	-	3,468	3,468	2,105	1,363
Contract Services - (Between Home and Sch) - Joint Agrmts	-	-	-	-	-
Contr Serv (Spl. Ed. Students) - Vendors	-	-	-	-	-
Contr Serv (Spl. Ed. Students) - Joint Agrmt	-	-	-	-	-
Contr Serv (Regular Students) - ESCs & CTSA	-	-	-	-	-
Contr Serv (Spl. Ed. Students) - ESCs & CTSA	-	-	-	-	-
Contr Serv. - Aid in Lieu Payments	-	-	-	-	-
Misc. Purchased Serv. - Transportation	-	-	-	-	-
Supplies and Materials	-	-	-	-	-
Miscellaneous Expenditures	-	-	-	-	-
Total Undist. Expend. - Student Transportation Serv.	<u>-</u>	<u>3,468</u>	<u>3,468</u>	<u>2,105</u>	<u>1,363</u>

Continued

**PATERSON PUBLIC SCHOOLS
 BLENDED RESOURCE FUND 15
 SCHEDULE OF BLENDED EXPENDITURES-BUDGET AND ACTUAL
 FOR THE FISCAL YEAR ENDED JUNE 30, 2009**

<u>School: No. 10</u>	<u>Original Budget</u>	<u>Budget Transfers</u>	<u>Final Budget</u>	<u>Actual</u>	<u>Variance Final to Actual</u>
Undist. Expend. - Business and Other Support Serv.					
Increase in Sale/Lease-back Reserve					
Salaries	-	-	-	-	-
Purchased Professional Services	-	-	-	-	-
Purchased Technical Services	-	-	-	-	-
Other Purchased Services (400-500 series Oth Residential Costs)	-	-	-	-	-
Sale/Lease-back Payments	-	-	-	-	-
Supplies and Materials	-	-	-	-	-
Interest on Current Loan	-	-	-	-	-
Interest on Lease Purchase Agreements	-	-	-	-	-
Miscellaneous Expenditures	-	-	-	-	-
Total Undist. Expend. - Business and Other Support Serv.	-	-	-	-	-
UNALLOCATED BENEFITS					
Group Insurance	-	-	-	-	-
Social Security Contributions	\$ 91,381	-	\$ 91,381	\$ 69,510	\$ 21,871
T.P.A.F. Contributions - ERIP	-	-	-	-	-
Other Retirement Contributions - Regular	-	-	-	-	-
Other Retirement Contributions - ERIP	-	-	-	-	-
Unemployment Compensation	-	-	-	-	-
Workmen's Compensation	-	-	-	-	-
Health Benefits	870,507	\$ 27,750	898,257	882,616	15,641
Tuition Reimbursement	-	-	-	-	-
Other Employee Benefits	-	-	-	-	-
TOTAL UNALLOCATED BENEFITS	961,888	27,750	989,638	952,126	37,512
On-behalf TPAF pension Contributions (non-budgeted)	-	-	-	-	-
Reimbursed TPAF Social Security Contributions (non-budgeted)	-	-	-	-	-
TOTAL ON-BEHALF CONTRIBUTIONS	-	-	-	-	-
TOTAL PERSONAL SERVICES - EMPLOYEE BENEFITS	961,888	27,750	989,638	952,126	37,512
Undistributed Expenditures - Food Services					
Transfers to Cover Deficit (Enterprise Fund)	-	-	-	-	-
TOTAL UNDISTRIBUTED EXPENDITURES	1,868,517	(21,464)	1,847,053	1,723,949	123,104
TOTAL SCHOOL BASED BUDGET CURRENT EXPENSE	6,178,914	374,087	6,553,001	6,236,321	316,680
CAPITAL OUTLAY					
Equipment					
Regular Program - Instruction:					
Kindergarten	-	-	-	-	-
Grades 1-5	-	-	-	-	-
Grades 6-8	-	-	-	-	-
Grades 9-12	-	-	-	-	-
Home Instruction	-	-	-	-	-
Special Education - Instruction:					
Cognitive - Mild	-	-	-	-	-
Cognitive - Moderate	-	-	-	-	-
Learning and/or Language Disabilities	-	-	-	-	-
Visual Impairments	-	-	-	-	-
Auditory Impairments	-	-	-	-	-
Behavioral Disabilities	-	-	-	-	-
Multiple Disabilities	-	-	-	-	-
Resource Room/Resource Center	-	-	-	-	-
Autism	-	-	-	-	-
Preschool Disabilities - Part-Time	-	-	-	-	-
Preschool Disabilities - Full-Time	-	-	-	-	-
Home Instruction	-	-	-	-	-
Cognitive - Severe	-	-	-	-	-

Continued

PATERSON PUBLIC SCHOOLS
BLENDED RESOURCE FUND 15
SCHEDULE OF BLENDED EXPENDITURES-BUDGET AND ACTUAL
FOR THE FISCAL YEAR ENDED JUNE 30, 2009

<u>School: No. 10</u>	Original Budget	Budget Transfers	Final Budget	Actual	Variance Final to Actual
Basic Skills/Remedial - Instruction	-	-	-	-	-
Bilingual Education - Instruction	-	-	-	-	-
Vocational Programs - Local - Instruction	-	-	-	-	-
School-Sponsored and Other Instructional Program	-	-	-	-	-
Undistributed Expenditures - Instruction	-	-	-	-	-
Undist.Expend.-Support Serv.-Students - Reg.	-	-	-	-	-
Undist.Expend.-Support Serv. - Related & Extraordinary	-	-	-	-	-
Undist.Expend.-Support Serv.-Students - Special	-	-	-	-	-
Undist.Expend.-Support Serv. - Inst. Staff	-	-	-	-	-
Undistributed Expenditures - General Admin.	-	-	-	-	-
Undistributed Expenditures - School Admin.	-	-	-	-	-
Undistributed Expenditures - Operation of Plant Services	-	-	-	-	-
Undistributed Expenditures - Student Trans. - Non Inst. Equip	-	-	-	-	-
School Buses - Regular	-	-	-	-	-
School Buses - Special	-	-	-	-	-
Undistributed Expenditures - Business/Other Support Serv.	-	-	-	-	-
Undistributed Expenditures - Non Inst. Serv.	-	-	-	-	-
Special Schools (All Programs)	-	-	-	-	-
Total Equipment	-	-	-	-	-
Facilities Acquisition and Construction Services	-	-	-	-	-
Salaries	-	-	-	-	-
Legal Services	-	-	-	-	-
Other Purchased Prof. and Tech. Services	-	-	-	-	-
Construction Services	-	-	-	-	-
General Supplies	-	-	-	-	-
Land and Improvements	-	-	-	-	-
Lease Purchase Agreements - Principal	-	-	-	-	-
Buildings Other than Lease Purchase Agreement	-	-	-	-	-
Other Objects	-	-	-	-	-
Facilities Grant - Transfer to Special Revenue	-	-	-	-	-
Total Facilities Acquisition and Construction Services	-	-	-	-	-
Capital Reserve - Transfer to Capital Projects	-	-	-	-	-
Capital Reserve - Transfer to Debt Service	-	-	-	-	-
Assets Acquired Under Capital Leases (non-budgeted)	-	-	-	-	-

Continued

**PATERSON PUBLIC SCHOOLS
 BLENDED RESOURCE FUND 15
 SCHEDULE OF BLENDED EXPENDITURES-BUDGET AND ACTUAL
 FOR THE FISCAL YEAR ENDED JUNE 30, 2009**

<u>School: No. 10</u>	Original Budget	Budget Transfers	Final Budget	Actual	Variance Final to Actual
Undistributed Expenditures:					
General Administration	-	-	-	-	-
School Administration	-	-	-	-	-
Assets Acquired Under Capital Leases (non-budgeted)	-	-	-	-	-
TOTAL CAPITAL OUTLAY	-	-	-	-	-
SPECIAL SCHOOLS					
Summer School - Instruction					
Salaries of Teachers	-	-	-	-	-
Other Salaries for Instruction	-	-	-	-	-
Purchased Professional and Technical Services	-	-	-	-	-
Other Purchased Services (400-500 series)	-	-	-	-	-
General Supplies	-	-	-	-	-
Textbooks	-	-	-	-	-
Other Objects	-	-	-	-	-
Total Summer School - Instruction	-	-	-	-	-
Summer School - Support Services					
Salaries	-	-	-	-	-
Personal Services - Employee Benefits	-	-	-	-	-
Purchased Professional and Technical Services	-	-	-	-	-
Other Purchased Services (400-500 series)	-	-	-	-	-
Supplies and Materials	-	-	-	-	-
Other Objects	-	-	-	-	-
Total Summer School - Support Services	-	-	-	-	-
Total Summer School	-	-	-	-	-
Other Special Schools - Instruction					
Salaries of Teachers	-	-	-	-	-
Other Salaries for Instruction	-	-	-	-	-
Purchased Professional and Technical Services	-	-	-	-	-
Other Purchased Services (400-500 series)	-	-	-	-	-
General Supplies	-	-	-	-	-
Textbooks	-	-	-	-	-
Other Objects	-	-	-	-	-
Total Other Special Schools - Instruction	-	-	-	-	-
Other Special Schools - Support Services					
Salaries	-	-	-	-	-
Personal Services - Employee Benefits	-	-	-	-	-
Purchased Professional and Technical Services	-	-	-	-	-
Other Purchased Services (400-500 series)	-	-	-	-	-
Supplies and Materials	-	-	-	-	-
Other Objects	-	-	-	-	-
Total Other Special Schools - Support Services	-	-	-	-	-
Total Other Special Schools	-	-	-	-	-
Accred. Even./Adult H.S./Post-Grad.-Inst.					
Salaries of Teachers	-	-	-	-	-
Other Salaries for Instruction	-	-	-	-	-
Purchased Professional and Technical Services	-	-	-	-	-
Other Purchased Services (400-500 series)	-	-	-	-	-
General Supplies	-	-	-	-	-
Textbooks	-	-	-	-	-
Other Objects	-	-	-	-	-
Total Accred. Even./Adult H.S./Post-Grad.-Inst.	-	-	-	-	-

**PATERSON PUBLIC SCHOOLS
 BLENDED RESOURCE FUND 15
 SCHEDULE OF BLENDED EXPENDITURES-BUDGET AND ACTUAL
 FOR THE FISCAL YEAR ENDED JUNE 30, 2009**

<u>School: No. 10</u>	Original Budget	Budget Transfers	Final Budget	Actual	Variance Final to Actual
Accred. Even./Adult H.S./Post-Grad.-Supp. Service					
Salaries	-	-	-	-	-
Personal Services - Employee Benefits	-	-	-	-	-
Purchased Professional and Technical Services	-	-	-	-	-
Other Purchased Services (400-500 series)	-	-	-	-	-
Supplies and Materials	-	-	-	-	-
Other Objects	-	-	-	-	-
Total Accred. Even./Adult H.S./Post-Grad.-Supp. Service	-	-	-	-	-
Total Accred. Even./Adult H.S./Post-Grad.	-	-	-	-	-
Adult Education-Local-Instruction					
Salaries of Teachers	-	-	-	-	-
Other Salaries for Instruction	-	-	-	-	-
Purchased Professional and Technical Services	-	-	-	-	-
Other Purchased Services (400-500 series)	-	-	-	-	-
General Supplies	-	-	-	-	-
Textbooks	-	-	-	-	-
Other Objects	-	-	-	-	-
Total Adult Education-Local-Instruction	-	-	-	-	-
Adult Education-Local -Support Serv.					
Salaries	-	-	-	-	-
Personal Services - Employee Benefits	-	-	-	-	-
Purchased Professional and Technical Services	-	-	-	-	-
Other Purchased Services (400-500 series)	-	-	-	-	-
Supplies and Materials	-	-	-	-	-
Other Objects	-	-	-	-	-
Total Adult Education-Local -Support Serv.	-	-	-	-	-
Total Adult Education-Local	-	-	-	-	-
Vocational Evening-Local-Instruction					
Salaries of Teachers	-	-	-	-	-
Other Salaries for Instruction	-	-	-	-	-
Purchased Professional and Technical Services	-	-	-	-	-
Other Purchased Services (400-500 series)	-	-	-	-	-
General Supplies	-	-	-	-	-
Textbooks	-	-	-	-	-
Other Objects	-	-	-	-	-
Total Vocational Evening-Local-Instruction	-	-	-	-	-
Vocational Evening-Local-Support Serv.					
Salaries	-	-	-	-	-
Personal Services - Employee Benefits	-	-	-	-	-
Purchased Professional and Technical Services	-	-	-	-	-
Other Purchased Services (400-500 series)	-	-	-	-	-
Supplies and Materials	-	-	-	-	-
Other Objects	-	-	-	-	-
Total Vocational Evening-Local-Support Serv.	-	-	-	-	-
Total Vocational Evening-Local	-	-	-	-	-
Even.-Sch.-Foreign-Born-Local-Inst.					
Salaries of Teachers	-	-	-	-	-
Other Salaries for Instruction	-	-	-	-	-
Purchased Professional and Technical Services	-	-	-	-	-
Other Purchased Services (400-500 series)	-	-	-	-	-
General Supplies	-	-	-	-	-
Textbooks	-	-	-	-	-
Other Objects	-	-	-	-	-
Total Even.-Sch.-Foreign-Born-Local-Inst.	-	-	-	-	-

**PATERSON PUBLIC SCHOOLS
 BLENDED RESOURCE FUND 15
 SCHEDULE OF BLENDED EXPENDITURES-BUDGET AND ACTUAL
 FOR THE FISCAL YEAR ENDED JUNE 30, 2009**

<u>School: No. 10</u>	<u>Original Budget</u>	<u>Budget Transfers</u>	<u>Final Budget</u>	<u>Actual</u>	<u>Variance Final to Actual</u>
Even.-Sch.-Foreign-Born-Local-Sup. Serv.					
Salaries	-	-	-	-	-
Personal Services - Employee Benefits	-	-	-	-	-
Purchased Professional and Technical Services	-	-	-	-	-
Other Purchased Services (400-500 series)	-	-	-	-	-
Supplies and Materials	-	-	-	-	-
Other Objects	-	-	-	-	-
Total Even.-Sch.-Foreign-Born-Local-Sup. Serv.	-	-	-	-	-
Total Even.-Sch.-Foreign-Born-Local	-	-	-	-	-
TOTAL SPECIAL SCHOOLS	-	-	-	-	-
Transfer of Funds to Charter Schools	-	-	-	-	-
TOTAL SCHOOL BASED EXPENDITURES	\$ 6,178,914	\$ 374,087	\$ 6,553,001	\$ 6,236,321	\$ 316,680
Other Financing Sources:					
Operating Transfer In	6,178,914	374,087	6,553,001	6,236,321	316,680
Operating Transfer Out:					
Transfer to Food Service Fund - Board Contribution	-	-	-	-	-
Capital Leases (non-budgeted)	-	-	-	-	-
Total Other Financing Sources:	6,178,914	374,087	6,553,001	6,236,321	316,680
Excess (Deficiency) of Other Financing Sources Over (Under) Expenditures and Other Financing (Uses)	-	-	-	-	-
Fund Balance, July 1	-	-	-	-	-
Fund Balance, June 30	\$ -	\$ -	\$ -	\$ -	\$ -

**PATERSON PUBLIC SCHOOLS
 BLENDED RESOURCE FUND 15
 SCHEDULE OF BLENDED EXPENDITURES-BUDGET AND ACTUAL
 FOR THE FISCAL YEAR ENDED JUNE 30, 2009**

<u>School: No. 11</u>	<u>Original Budget</u>	<u>Budget Transfers</u>	<u>Final Budget</u>	<u>Actual</u>	<u>Variance Final to Actual</u>
REGULAR PROGRAMS - INSTRUCTION					
Regular Programs - Instruction					
Kindergarten - Salaries of Teachers	-	-	-	-	-
Grades 1-5 - Salaries of Teachers	\$ 559,488	\$ 17,910	\$ 577,398	\$ 549,318	\$ 28,080
Grades 6-8 - Salaries of Teachers	384,706	125,187	509,893	504,500	5,393
Grades 9-12 - Salaries of Teachers	-	-	-	-	-
Regular Programs - Home Instruction:					
Salaries of Teachers	-	-	-	-	-
Other Salaries for Instruction	-	-	-	-	-
Purchased Professional -Educational Services	-	-	-	-	-
Purchased Technical Services	-	-	-	-	-
Other Purchased Services (400-500 series)	-	-	-	-	-
General Supplies	-	-	-	-	-
Textbooks	-	-	-	-	-
Other Objects	-	-	-	-	-
Regular Programs - Undistributed Instruction					
Other Salaries for Instruction	-	-	-	-	-
Purchased Professional-Educational Services	-	-	-	-	-
Purchased Technical Services	-	-	-	-	-
Other Purchased Services (400-500 series)	-	-	-	-	-
General Supplies	30,000	-	30,000	9,680	20,320
Textbooks	10,000	-	10,000	-	10,000
Other Objects	-	1,372	1,372	-	1,372
TOTAL REGULAR PROGRAMS - INSTRUCTION	984,194	144,469	1,128,663	1,063,498	65,165
SPECIAL EDUCATION - INSTRUCTION					
Cognitive - Mild:					
Salaries of Teachers	54,432	-	54,432	53,932	500
Other Salaries for Instruction	43,368	-	43,368	43,368	-
Purchased Professional-Educational Services	-	-	-	-	-
Purchased Technical Services	-	-	-	-	-
Other Purchased Services (400-500 series)	-	-	-	-	-
General Supplies	-	-	-	-	-
Textbooks	-	-	-	-	-
Other Objects	-	-	-	-	-
Total Cognitive - Mild	97,800	-	97,800	97,300	500
Cognitive - Moderate:					
Salaries of Teachers	-	-	-	-	-
Other Salaries for Instruction	-	-	-	-	-
Purchased Professional-Educational Services	-	-	-	-	-
Purchased Technical Services	-	-	-	-	-
Other Purchased Services (400-500 series)	-	-	-	-	-
General Supplies	-	-	-	-	-
Textbooks	-	-	-	-	-
Other Objects	-	-	-	-	-
Total Cognitive - Moderate	-	-	-	-	-
Learning and/or Language Disabilities:					
Salaries of Teachers	-	-	-	-	-
Other Salaries for Instruction	-	-	-	-	-
Purchased Professional-Educational Services	-	-	-	-	-
Purchased Technical Services	-	-	-	-	-
Other Purchased Services (400-500 series)	-	-	-	-	-
General Supplies	-	-	-	-	-
Textbooks	-	-	-	-	-
Other Objects	-	-	-	-	-
Total Learning and/or Language Disabilities	-	-	-	-	-

Continued

**PATERSON PUBLIC SCHOOLS
 BLENDED RESOURCE FUND 15
 SCHEDULE OF BLENDED EXPENDITURES-BUDGET AND ACTUAL
 FOR THE FISCAL YEAR ENDED JUNE 30, 2009**

<u>School: No. 11</u>	<u>Original Budget</u>	<u>Budget Transfers</u>	<u>Final Budget</u>	<u>Actual</u>	<u>Variance Final to Actual</u>
Visual Impairments:					
Salaries of Teachers	-	-	-	-	-
Other Salaries for Instruction	-	-	-	-	-
Purchased Professional-Educational Services	-	-	-	-	-
Purchased Technical Services	-	-	-	-	-
Other Purchased Services (400-500 series)	-	-	-	-	-
General Supplies	-	-	-	-	-
Textbooks	-	-	-	-	-
Other Objects	-	-	-	-	-
Total Visual Impairments	-	-	-	-	-
Auditory Impairments:					
Salaries of Teachers	-	-	-	-	-
Other Salaries for Instruction	-	-	-	-	-
Purchased Professional-Educational Services	-	-	-	-	-
Purchased Technical Services	-	-	-	-	-
Other Purchased Services (400-500 series)	-	-	-	-	-
General Supplies	-	-	-	-	-
Textbooks	-	-	-	-	-
Other Objects	-	-	-	-	-
Total Auditory Impairments	-	-	-	-	-
Behavioral Disabilities:					
Salaries of Teachers	-	-	-	-	-
Other Salaries for Instruction	-	-	-	-	-
Purchased Professional-Educational Services	-	-	-	-	-
Purchased Technical Services	-	-	-	-	-
Other Purchased Services (400-500 series)	-	-	-	-	-
General Supplies	-	-	-	-	-
Textbooks	-	-	-	-	-
Other Objects	-	-	-	-	-
Total Behavioral Disabilities	-	-	-	-	-
Multiple Disabilities:					
Salaries of Teachers	-	-	-	-	-
Other Salaries for Instruction	-	-	-	-	-
Purchased Professional-Educational Services	-	-	-	-	-
Purchased Technical Services	-	-	-	-	-
Other Purchased Services (400-500 series)	-	-	-	-	-
General Supplies	-	-	-	-	-
Textbooks	-	-	-	-	-
Other Objects	-	-	-	-	-
Total Multiple Disabilities	-	-	-	-	-
Resource Room/Resource Center:					
Salaries of Teachers	199,807	(70,395)	129,412	129,412	-
Other Salaries for Instruction	-	-	-	-	-
Purchased Professional-Educational Services	-	-	-	-	-
Purchased Technical Services	-	-	-	-	-
Other Purchased Services (400-500 series)	-	-	-	-	-
General Supplies	500	-	500	-	500
Textbooks	-	-	-	-	-
Other Objects	-	-	-	-	-
Total Resource Room/Resource Center	200,307	(70,395)	129,912	129,412	500

PATERSON PUBLIC SCHOOLS
BLENDED RESOURCE FUND 15
SCHEDULE OF BLENDED EXPENDITURES-BUDGET AND ACTUAL
FOR THE FISCAL YEAR ENDED JUNE 30, 2009

<u>School: No. 11</u>	<u>Original Budget</u>	<u>Budget Transfers</u>	<u>Final Budget</u>	<u>Actual</u>	<u>Variance Final to Actual</u>
Autism:					
Salaries of Teachers	-	-	-	-	-
Other Salaries for Instruction	-	-	-	-	-
Purchased Professional-Educational Services	-	-	-	-	-
Purchased Technical Services	-	-	-	-	-
Other Purchased Services (400-500 series)	-	-	-	-	-
General Supplies	-	-	-	-	-
Textbooks	-	-	-	-	-
Other Objects	-	-	-	-	-
Total Autism	-	-	-	-	-
Preschool Disabilities - Part-Time:					
Salaries of Teachers	-	-	-	-	-
Other Salaries for Instruction	-	-	-	-	-
Purchased Professional-Educational Services	-	-	-	-	-
Purchased Technical Services	-	-	-	-	-
Other Purchased Services (400-500 series)	-	-	-	-	-
General Supplies	-	-	-	-	-
Textbooks	-	-	-	-	-
Other Objects	-	-	-	-	-
Total Preschool Disabilities - Part-Time	-	-	-	-	-
Preschool Disabilities - Full-Time:					
Salaries of Teachers	-	-	-	-	-
Other Salaries for Instruction	-	-	-	-	-
Purchased Professional-Educational Services	-	-	-	-	-
Purchased Technical Services	-	-	-	-	-
Other Purchased Services (400-500 series)	-	-	-	-	-
General Supplies	-	-	-	-	-
Textbooks	-	-	-	-	-
Other Objects	-	-	-	-	-
Total Preschool Disabilities - Full-Time:	-	-	-	-	-
Home Instruction:					
Salaries of Teachers	-	-	-	-	-
Other Salaries for Instruction	-	-	-	-	-
Purchased Professional-Educational Services	-	-	-	-	-
Purchased Technical Services	-	-	-	-	-
Other Purchased Services (400-500 series)	-	-	-	-	-
General Supplies	-	-	-	-	-
Textbooks	-	-	-	-	-
Other Objects	-	-	-	-	-
Total Home Instruction	-	-	-	-	-
Cognitive - Severe:					
Salaries of Teachers	-	-	-	-	-
Other Salaries for Instruction	-	-	-	-	-
Purchased Professional-Educational Services	-	-	-	-	-
Purchased Technical Services	-	-	-	-	-
Other Purchased Services (400-500 series)	-	-	-	-	-
General Supplies	-	-	-	-	-
Textbooks	-	-	-	-	-
Other Objects	-	-	-	-	-
Total Cognitive - Severe	-	-	-	-	-
TOTAL SPECIAL EDUCATION - INSTRUCTION	\$ 298,107	\$ (70,395)	\$ 227,712	\$ 226,712	\$ 1,000

Continued

PATERSON PUBLIC SCHOOLS
BLENDED RESOURCE FUND 15
SCHEDULE OF BLENDED EXPENDITURES-BUDGET AND ACTUAL
FOR THE FISCAL YEAR ENDED JUNE 30, 2009

<u>School: No. 11</u>	<u>Original Budget</u>	<u>Budget Transfers</u>	<u>Final Budget</u>	<u>Actual</u>	<u>Variance Final to Actual</u>
Basic Skills/Remedial - Instruction					
Salaries of Teachers	-	-	-	-	-
Other Salaries for Instruction	-	-	-	-	-
Purchased Professional-Educational Services	-	-	-	-	-
Purchased Technical Services	-	-	-	-	-
Other Purchased Services (400-500 series)	-	-	-	-	-
General Supplies	-	-	-	-	-
Textbooks	-	-	-	-	-
Other Objects	-	-	-	-	-
Total Basic Skills/Remedial - Instruction	-	-	-	-	-
Bilingual Education - Instruction					
Salaries of Teachers	\$ 310,286	\$ (98,643)	\$ 211,643	\$ 211,643	-
Other Salaries for Instruction	71,479	-	71,479	46,671	\$ 24,808
Purchased Professional-Educational Services	-	-	-	-	-
Purchased Technical Services	-	-	-	-	-
Other Purchased Services (400-500 series)	-	-	-	-	-
General Supplies	1,100	-	1,100	300	800
Textbooks	-	-	-	-	-
Other Objects	-	-	-	-	-
Total Bilingual Education - Instruction	382,865	(98,643)	284,222	258,614	25,608
Vocational Programs - Local - Instruction					
Salaries of Teachers	-	-	-	-	-
Other Salaries for Instruction	-	-	-	-	-
Purchased Professional-Educational Services	-	-	-	-	-
Purchased Technical Services	-	-	-	-	-
Other Purchased Services (400-500 series)	-	-	-	-	-
General Supplies	-	-	-	-	-
Textbooks	-	-	-	-	-
Other Objects	-	-	-	-	-
Total Vocational Programs - Local - Instruction	-	-	-	-	-
School-Spon. Cocurricular Actvts. - Inst.					
Salaries	-	-	-	-	-
Purchased Services (300-500 series)	-	-	-	-	-
Supplies and Materials	-	-	-	-	-
Other Objects	-	-	-	-	-
Transfers to Cover Deficit (Agency Funds)	-	-	-	-	-
Total School-Spon. Cocurricular Actvts. - Inst.	-	-	-	-	-
School-Spon. Cocurricular Athletics - Inst.					
Salaries	-	-	-	-	-
Purchased Services (300-500 series)	-	-	-	-	-
Supplies and Materials	-	-	-	-	-
Other Objects	-	-	-	-	-
Transfers to Cover Deficit (Agency Funds)	-	-	-	-	-
Total School-Spon. Cocurricular Athletics - Inst.	-	-	-	-	-
Other Instructional Programs - Instruction					
Salaries	-	-	-	-	-
Purchased Services (300-500 series)	-	-	-	-	-
Supplies and Materials	-	-	-	-	-
Other Objects	-	-	-	-	-
Transfers to Cover Deficit (Agency Funds)	-	-	-	-	-
Total Other Instructional Programs - Instruction	-	-	-	-	-

Continued

**PATERSON PUBLIC SCHOOLS
BLENDED RESOURCE FUND 15
SCHEDULE OF BLENDED EXPENDITURES-BUDGET AND ACTUAL
FOR THE FISCAL YEAR ENDED JUNE 30, 2009**

<u>School: No. 11</u>	<u>Original Budget</u>	<u>Budget Transfers</u>	<u>Final Budget</u>	<u>Actual</u>	<u>Variance Final to Actual</u>
Community Services Programs/Operations					
Salaries	-	-	-	-	-
Purchased Services (300-500 series)	-	-	-	-	-
Supplies and Materials	-	-	-	-	-
Other Objects	-	-	-	-	-
Transfers to Cover Deficit (Agency Funds)	-	-	-	-	-
Total Community Services/Operations	-	-	-	-	-
Total Instruction	\$ 1,665,166	\$ (24,569)	\$ 1,640,597	\$ 1,548,824	\$ 91,773
Undistributed Expenditures - Instruction:					
Tuition to Other LEAs Within the State - Regular	-	-	-	-	-
Tuition to Other LEAs Within the Stat - Special	-	-	-	-	-
Tuition to County Voc. School Dist. - Regular	-	-	-	-	-
Tuition to County Voc. School Dist. - Special	-	-	-	-	-
Tuition to CSSD & Regional Day Schools	-	-	-	-	-
Tuition to Private Schools for the Disabled - Within State	-	-	-	-	-
Tuition to Private Schools for the Disabled & Oth LEAS - Spl, O/S	-	-	-	-	-
Tuition - State Facilities	-	-	-	-	-
Tuition - Other	-	-	-	-	-
Total Undistributed Expenditures - Instruction:	-	-	-	-	-
Undistributed Expend. - Attend. & Social Work					
Salaries	16,900	-	16,900	5,649	11,251
Purchased Professional and Technical Services	-	-	-	-	-
Other Purchased Services (400-500 series)	-	-	-	-	-
Supplies and Materials	100	-	100	-	100
Other Objects	-	-	-	-	-
Total Undistributed Expend. - Attend. & Social Work	17,000	-	17,000	5,649	11,351
Undistributed Expenditures - Health Services					
Salaries	95,831	-	95,831	95,831	-
Purchased Professional and Technical Services	-	-	-	-	-
Other Purchased Services (400-500 series)	-	-	-	-	-
Supplies and Materials	-	-	-	-	-
Other Objects	-	-	-	-	-
Total Undistributed Expenditures - Health Services	95,831	-	95,831	95,831	-
Undist. Expend. - Other Supp. Serv. Students - Related Serv.					
Salaries	-	-	-	-	-
Purchased Professional - Educational Services	-	-	-	-	-
Supplies and Materials	-	-	-	-	-
Other Objects	-	-	-	-	-
Total Undist. Expend. - Other Supp. Serv. Students - Related Serv.	-	-	-	-	-
Undist. Expend. - Other Supp. Serv. Students - Extra Serv.					
Salaries	-	-	-	-	-
Purchased Professional - Educational Services	-	-	-	-	-
Supplies and Materials	-	-	-	-	-
Other Objects	-	-	-	-	-
Total Undist. Expend. - Other Supp. Serv. Students - Extra Serv.	-	-	-	-	-
Undist. Expend. - Other Supp. Serv. Students-Reg.					
Salaries	101,463	-	101,463	101,463	-
Salaries of Secretarial and Clerical Assistants	-	-	-	-	-
Other Salaries	-	-	-	-	-
Purchased Professional - Educational Services	-	-	-	-	-
Other Purchased Prof. and Tech. Services	-	-	-	-	-
Other Purchased Services (400-500 series)	-	-	-	-	-
Supplies and Materials	120	-	120	-	120
Other Objects	-	-	-	-	-
Total Undist. Expend. - Other Supp. Serv. Students-Reg.	101,583	-	101,583	101,463	120

Continued

**PATERSON PUBLIC SCHOOLS
 BLENDED RESOURCE FUND 15
 SCHEDULE OF BLENDED EXPENDITURES-BUDGET AND ACTUAL
 FOR THE FISCAL YEAR ENDED JUNE 30, 2009**

<u>School: No. 11</u>	<u>Original Budget</u>	<u>Budget Transfers</u>	<u>Final Budget</u>	<u>Actual</u>	<u>Variance Final to Actual</u>
Undist. Expend. - Other Supp. Serv. Students -Spl.					
Salaries of Other Professional Staff	-	-	-	-	-
Salaries of Secretarial and Clerical Assistants	-	-	-	-	-
Other Salaries	-	-	-	-	-
Purchased Professional - Educational Services	-	-	-	-	-
Other Purchased Prof. and Tech. Services	-	-	-	-	-
Residential Costs	-	-	-	-	-
Mis. Pur. Serv.(400-500 series O/than Residential)	-	-	-	-	-
Supplies and Materials	-	-	-	-	-
Other Objects	-	-	-	-	-
Total Undist. Expend. - Other Supp. Serv. Students -Spl.	-	-	-	-	-
Undist. Expend. - Improvement of Inst. Serv.					
Salaries of Supervisor of Instruction	-	-	-	-	-
Salaries of Other Professional Staff	\$ 57,788	\$ 7,014	\$ 64,802	\$ 57,702	\$ 7,100
Salaries of Secr and Clerical Assist.	-	-	-	-	-
Other Salaries	-	-	-	-	-
Purchased Prof- Educational Services	-	-	-	-	-
Other Purch Prof. and Tech. Services	-	-	-	-	-
Other Purch Services (400-500)	-	-	-	-	-
Supplies and Materials	600	-	600	-	600
Other Objects	-	-	-	-	-
Total Undist. Expend. - Improvement of Inst. Serv.	58,388	7,014	65,402	57,702	7,700
Undist. Expend. - Edu. Media Serv./Sch. Library					
Salaries	161,531	(47,015)	114,516	114,516	-
Purchased Professional and Technical Services	-	-	-	-	-
Other Purchased Services (400-500 series)	599	-	599	599	-
Supplies and Materials	11,800	-	11,800	9,993	1,807
Other Objects	-	-	-	-	-
Total Undist. Expend. - Edu. Media Serv./Sch. Library	173,930	(47,015)	126,915	125,108	1,807
Undist. Expend. - Instructional Staff Training Serv.					
Salaries of Supervisors of Instruction	-	-	-	-	-
Salaries of Other Professional Staff	-	-	-	-	-
Salaries of Secretarial and Clerical Assist	-	-	-	-	-
Other Salaries	-	-	-	-	-
Purchased Professional - Educational Serv	-	-	-	-	-
Other Purchased Prof. and Tech. Services	-	-	-	-	-
Other Purchased Services (400-500 series)	-	-	-	-	-
Supplies and Materials	-	-	-	-	-
Other Objects	-	-	-	-	-
Total Undist. Expend. - Instructional Staff Training Serv.	-	-	-	-	-
Undist. Expend. - Supp. Serv. - General Admin.					
Salaries	-	-	-	-	-
Legal Services	-	-	-	-	-
Other Purchased Professional Services	-	-	-	-	-
Purchased Technical Services	-	-	-	-	-
Communications/Telephone	-	-	-	-	-
Other Purchased Services (400-500 series)	-	-	-	-	-
Supplies and Materials	-	-	-	-	-
Judgements Against The School District	-	-	-	-	-
Miscellaneous Expenditures	-	-	-	-	-
Total Undist. Expend. - Supp. Serv. - General Admin.	-	-	-	-	-

Continued

**PATERSON PUBLIC SCHOOLS
 BLENDED RESOURCE FUND 15
 SCHEDULE OF BLENDED EXPENDITURES-BUDGET AND ACTUAL
 FOR THE FISCAL YEAR ENDED JUNE 30, 2009**

<u>School: No. 11</u>	<u>Original Budget</u>	<u>Budget Transfers</u>	<u>Final Budget</u>	<u>Actual</u>	<u>Variance Final to Actual</u>
Undist. Expend. - Support Serv. - School Admin.					
Salaries of Principals/Assistant Principals	\$ 136,000	-	\$ 136,000	\$ 132,350	\$ 3,650
Salaries of Other Professional Staff		-			-
Salaries of Secretarial and Clerical Assistants	48,134	-	48,134	42,710	5,424
Other Salaries		-			-
Purchased Professional and Technical Services		-			-
Other Purchased Services (400-500 series)		\$ 2,000	2,000		2,000
Supplies and Materials	6,590	(2,000)	4,590	800	3,790
Other Objects		-			-
Total Undist. Expend. - Support Serv. - School Admin.	<u>190,724</u>	<u>-</u>	<u>190,724</u>	<u>175,860</u>	<u>14,864</u>
Undist. Expend. - Allowable Maintenance for School Facilities					
Salaries	-	-	-	-	-
Cleaning, Repair, and Maintenance Services	-	-	-	-	-
General Supplies	-	-	-	-	-
Other Objects	-	-	-	-	-
Total Undist. Expend. - Allowable Maintenance for School Facilities	<u>-</u>	<u>-</u>	<u>-</u>	<u>-</u>	<u>-</u>
Undist. Expend. - Oth. Oper. & Maint. of Plant					
Salaries	51,791	-	51,791	51,791	-
Purchased Professional and Technical Services	-	-	-	-	-
Cleaning, Repair and Maintenance Services	-	-	-	-	-
Rental of land & Building Other than Lease Purchases	-	-	-	-	-
Other Purchased Property Services	-	-	-	-	-
Insurance	-	-	-	-	-
Miscellaneous Purchased Services	-	-	-	-	-
General Supplies	250	-	250	-	250
Energy (Energy and Electricity)	-	-	-	-	-
Other Objects	-	-	-	-	-
Total Undist. Expend. - Other Oper. & Maint. Of Plant	<u>52,041</u>	<u>-</u>	<u>52,041</u>	<u>51,791</u>	<u>250</u>
Total Undist. Expend. - Oper. & Maint. Of Plant	<u>52,041</u>	<u>-</u>	<u>52,041</u>	<u>51,791</u>	<u>250</u>
Undist. Expend. - Student Transportation Serv.					
Sal. For Pup. Trans. (Bet. Home and School) - Regular	-	-	-	-	-
Sal. For Pup. Trans. (Bet. Home and School) - Special	-	-	-	-	-
Sal. For Pup. Trans. (Other than Bet. Home and School)	-	-	-	-	-
Management Fees - ESC & CTSA Transportation Programs	-	-	-	-	-
Other Purchased Professional and Technical Services	-	-	-	-	-
Cleaning, Repair and Maintenance Services	-	-	-	-	-
Rental Payments - School Buses	-	-	-	-	-
Lease Purchase Payments - School Buses	-	-	-	-	-
Contract Services - (Between Home and School) - Vendors	-	-	-	-	-
Contr Serv (Oth. than Bet Home & Sch)-Vend	-	900	900	-	900
Contract Services - (Between Home and Sch) - Joint Agrmts	-	-	-	-	-
Contr Serv (Spl. Ed. Students) - Vendors	-	-	-	-	-
Contr Serv (Spl. Ed. Students) - Joint Agrmt	-	-	-	-	-
Contr Serv (Regular Students) - ESCs & CTSA	-	-	-	-	-
Contr Serv (Spl. Ed. Students) - ESCs & CTSA	-	-	-	-	-
Contr Serv. - Aid in Lieu Payments	-	-	-	-	-
Misc. Purchased Serv. - Transportation	-	-	-	-	-
Supplies and Materials	-	-	-	-	-
Miscellaneous Expenditures	-	-	-	-	-
Total Undist. Expend. - Student Transportation Serv.	<u>-</u>	<u>900</u>	<u>900</u>	<u>-</u>	<u>900</u>

Continued

PATERSON PUBLIC SCHOOLS
BLENDED RESOURCE FUND 15
SCHEDULE OF BLENDED EXPENDITURES-BUDGET AND ACTUAL
FOR THE FISCAL YEAR ENDED JUNE 30, 2009

<u>School: No. 11</u>	<u>Original Budget</u>	<u>Budget Transfers</u>	<u>Final Budget</u>	<u>Actual</u>	<u>Variance Final to Actual</u>
Undist. Expend. - Business and Other Support Serv.					
Increase in Sale/Lease-back Reserve	-		-	-	
Salaries	-		-	-	
Purchased Professional Services	-		-	-	
Purchased Technical Services	-		-	-	
Other Purchased Services (400-500 series Oth Residential Costs)	-		-	-	
Sale/Lease-back Payments	-		-	-	
Supplies and Materials	-		-	-	
Interest on Current Loan	-		-	-	
Interest on Lease Purchase Agreements	-		-	-	
Miscellaneous Expenditures	-		-	-	
Total Undist. Expend. - Business and Other Support Serv.	-		-	-	
UNALLOCATED BENEFITS					
Group Insurance	-		-	-	
Social Security Contributions	\$ 37,037	\$ 2,645	\$ 39,682	\$ 26,616	\$ 13,066
T.P.A.F. Contributions - ERIP	-		-	-	
Other Retirement Contributions - Regular	-		-	-	
Other Retirement Contributions - ERIP	-		-	-	
Unemployment Compensation	-		-	-	
Workmen's Compensation	-		-	-	
Health Benefits	357,119		357,119	335,191	21,928
Tuition Reimbursement	-		-	-	
Other Employee Benefits	-		-	-	
TOTAL UNALLOCATED BENEFITS	394,156	2,645	396,801	361,807	34,994
On-behalf TPAF pension Contributions (non-budgeted)	-		-	-	
Reimbursed TPAF Social Security Contributions (non-budgeted)	-		-	-	
TOTAL ON-BEHALF CONTRIBUTIONS	-		-	-	
TOTAL PERSONAL SERVICES - EMPLOYEE BENEFITS	394,156	2,645	396,801	361,807	34,994
Undistributed Expenditures - Food Services					
Transfers to Cover Deficit (Enterprise Fund)	-		-	-	
TOTAL UNDISTRIBUTED EXPENDITURES	1,083,653	(36,456)	1,047,197	975,211	71,986
TOTAL SCHOOL BASED BUDGET CURRENT EXPENSE	2,748,819	(61,025)	2,687,794	2,524,035	163,759
CAPITAL OUTLAY					
Equipment					
Regular Program - Instruction:					
Kindergarten	-		-	-	
Grades 1-5	-		-	-	
Grades 6-8	-		-	-	
Grades 9-12	-		-	-	
Home Instruction	-		-	-	

Continued

PATERSON PUBLIC SCHOOLS
BLENDED RESOURCE FUND 15
SCHEDULE OF BLENDED EXPENDITURES-BUDGET AND ACTUAL
FOR THE FISCAL YEAR ENDED JUNE 30, 2009

<u>School: No. 11</u>	Original Budget	Budget Transfers	Final Budget	Actual	Variance Final to Actual
Special Education - Instruction:					
Cognitive - Mild	-	-	-	-	-
Cognitive - Moderate	-	-	-	-	-
Learning and/or Language Disabilities	-	-	-	-	-
Visual Impairments	-	-	-	-	-
Auditory Impairments	-	-	-	-	-
Behavioral Disabilities	-	-	-	-	-
Multiple Disabilities	-	-	-	-	-
Resource Room/Resource Center	-	-	-	-	-
Autism	-	-	-	-	-
Preschool Disabilities - Part-Time	-	-	-	-	-
Preschool Disabilities - Full-Time	-	-	-	-	-
Home Instruction	-	-	-	-	-
Cognitive - Severe	-	-	-	-	-
Basic Skills/Remedial - Instruction	-	-	-	-	-
Bilingual Education - Instruction	-	-	-	-	-
Vocational Programs - Local - Instruction	-	-	-	-	-
School-Sponsored and Other Instructional Program	-	-	-	-	-
Undistributed Expenditures - Instruction	-	-	-	-	-
Undist.Expend.-Support Serv.-Students - Reg.	-	-	-	-	-
Undist.Expend.-Support Serv. - Related & Extraordinary	-	-	-	-	-
Undist.Expend.-Support Serv.-Students - Special	-	-	-	-	-
Undist.Expend.-Support Serv. - Inst. Staff	-	-	-	-	-
Undistributed Expenditures - General Admin.	-	-	-	-	-
Undistributed Expenditures - School Admin.	-	-	-	-	-
Undistributed Expenditures - Operation of Plant Services	-	-	-	-	-
Undistributed Expenditures - Student Trans. - Non Inst. Equip	-	-	-	-	-
School Buses - Regular	-	-	-	-	-
School Buses - Special	-	-	-	-	-
Undistributed Expenditures - Business/Other Support Serv.	-	-	-	-	-
Undistributed Expenditures - Non Inst. Serv.	-	-	-	-	-
Special Schools (All Programs)	-	-	-	-	-
Total Equipment	-	-	-	-	-
Facilities Acquisition and Construction Services					
Salaries	-	-	-	-	-
Legal Services	-	-	-	-	-
Other Purchased Prof. and Tech. Services	-	-	-	-	-
Construction Services	-	-	-	-	-
General Supplies	-	-	-	-	-
Land and Improvements	-	-	-	-	-
Lease Purchase Agreements - Principal	-	-	-	-	-
Buildings Other than Lease Purchase Agreement	-	-	-	-	-
Other Objects	-	-	-	-	-
Facilities Grant - Transfer to Special Revenue	-	-	-	-	-
Total Facilities Acquisition and Construction Services	-	-	-	-	-
Capital Reserve - Transfer to Capital Projects	-	-	-	-	-
Capital Reserve - Transfer to Debt Service	-	-	-	-	-
Assets Acquired Under Capital Leases (non-budgeted)					
Undistributed Expenditures:					
General Administration	-	-	-	-	-
School Administration	-	-	-	-	-
Assets Acquired Under Capital Leases (non-budgeted)	-	-	-	-	-
TOTAL CAPITAL OUTLAY	-	-	-	-	-

Continued

**PATERSON PUBLIC SCHOOLS
 BLENDED RESOURCE FUND 15
 SCHEDULE OF BLENDED EXPENDITURES-BUDGET AND ACTUAL
 FOR THE FISCAL YEAR ENDED JUNE 30, 2009**

<u>School: No. 11</u>	<u>Original Budget</u>	<u>Budget Transfers</u>	<u>Final Budget</u>	<u>Actual</u>	<u>Variance Final to Actual</u>
SPECIAL SCHOOLS					
Summer School - Instruction					
Salaries of Teachers	-	-	-	-	-
Other Salaries for Instruction	-	-	-	-	-
Purchased Professional and Technical Services	-	-	-	-	-
Other Purchased Services (400-500 series)	-	-	-	-	-
General Supplies	-	-	-	-	-
Textbooks	-	-	-	-	-
Other Objects	-	-	-	-	-
Total Summer School - Instruction	-	-	-	-	-
Summer School - Support Services					
Salaries	-	-	-	-	-
Personal Services - Employee Benefits	-	-	-	-	-
Purchased Professional and Technical Services	-	-	-	-	-
Other Purchased Services (400-500 series)	-	-	-	-	-
Supplies and Materials	-	-	-	-	-
Other Objects	-	-	-	-	-
Total Summer School - Support Services	-	-	-	-	-
Total Summer School	-	-	-	-	-
Other Special Schools - Instruction					
Salaries of Teachers	-	-	-	-	-
Other Salaries for Instruction	-	-	-	-	-
Purchased Professional and Technical Services	-	-	-	-	-
Other Purchased Services (400-500 series)	-	-	-	-	-
General Supplies	-	-	-	-	-
Textbooks	-	-	-	-	-
Other Objects	-	-	-	-	-
Total Other Special Schools - Instruction	-	-	-	-	-
Other Special Schools - Support Services					
Salaries	-	-	-	-	-
Personal Services - Employee Benefits	-	-	-	-	-
Purchased Professional and Technical Services	-	-	-	-	-
Other Purchased Services (400-500 series)	-	-	-	-	-
Supplies and Materials	-	-	-	-	-
Other Objects	-	-	-	-	-
Total Other Special Schools - Support Services	-	-	-	-	-
Total Other Special Schools	-	-	-	-	-
Accred. Even./Adult H.S./Post-Grad.-Inst.					
Salaries of Teachers	-	-	-	-	-
Other Salaries for Instruction	-	-	-	-	-
Purchased Professional and Technical Services	-	-	-	-	-
Other Purchased Services (400-500 series)	-	-	-	-	-
General Supplies	-	-	-	-	-
Textbooks	-	-	-	-	-
Other Objects	-	-	-	-	-
Total Accred. Even./Adult H.S./Post-Grad.-Inst.	-	-	-	-	-
Accred. Even./Adult H.S./Post-Grad.-Supp. Service					
Salaries	-	-	-	-	-
Personal Services - Employee Benefits	-	-	-	-	-
Purchased Professional and Technical Services	-	-	-	-	-
Other Purchased Services (400-500 series)	-	-	-	-	-
Supplies and Materials	-	-	-	-	-
Other Objects	-	-	-	-	-
Total Accred. Even./Adult H.S./Post-Grad.-Supp. Service	-	-	-	-	-
Total Accred. Even./Adult H.S./Post-Grad.	-	-	-	-	-

Continued

**PATERSON PUBLIC SCHOOLS
 BLENDED RESOURCE FUND 15
 SCHEDULE OF BLENDED EXPENDITURES-BUDGET AND ACTUAL
 FOR THE FISCAL YEAR ENDED JUNE 30, 2009**

<u>School: No. 11</u>	<u>Original Budget</u>	<u>Budget Transfers</u>	<u>Final Budget</u>	<u>Actual</u>	<u>Variance Final to Actual</u>
Adult Education-Local-Instruction					
Salaries of Teachers	-	-	-	-	-
Other Salaries for Instruction	-	-	-	-	-
Purchased Professional and Technical Services	-	-	-	-	-
Other Purchased Services (400-500 series)	-	-	-	-	-
General Supplies	-	-	-	-	-
Textbooks	-	-	-	-	-
Other Objects	-	-	-	-	-
Total Adult Education-Local-Instruction	-	-	-	-	-
Adult Education-Local -Support Serv.					
Salaries	-	-	-	-	-
Personal Services - Employee Benefits	-	-	-	-	-
Purchased Professional and Technical Services	-	-	-	-	-
Other Purchased Services (400-500 series)	-	-	-	-	-
Supplies and Materials	-	-	-	-	-
Other Objects	-	-	-	-	-
Total Adult Education-Local -Support Serv.	-	-	-	-	-
Total Adult Education-Local	-	-	-	-	-
Vocational Evening-Local-Instruction					
Salaries of Teachers	-	-	-	-	-
Other Salaries for Instruction	-	-	-	-	-
Purchased Professional and Technical Services	-	-	-	-	-
Other Purchased Services (400-500 series)	-	-	-	-	-
General Supplies	-	-	-	-	-
Textbooks	-	-	-	-	-
Other Objects	-	-	-	-	-
Total Vocational Evening-Local-Instruction	-	-	-	-	-
Vocational Evening-Local-Support Serv.					
Salaries	-	-	-	-	-
Personal Services - Employee Benefits	-	-	-	-	-
Purchased Professional and Technical Services	-	-	-	-	-
Other Purchased Services (400-500 series)	-	-	-	-	-
Supplies and Materials	-	-	-	-	-
Other Objects	-	-	-	-	-
Total Vocational Evening-Local-Support Serv.	-	-	-	-	-
Total Vocational Evening-Local	-	-	-	-	-
Even.-Sch.-Foreign-Born-Local-Inst.					
Salaries of Teachers	-	-	-	-	-
Other Salaries for Instruction	-	-	-	-	-
Purchased Professional and Technical Services	-	-	-	-	-
Other Purchased Services (400-500 series)	-	-	-	-	-
General Supplies	-	-	-	-	-
Textbooks	-	-	-	-	-
Other Objects	-	-	-	-	-
Total Even.-Sch.-Foreign-Born-Local-Inst.	-	-	-	-	-
Even.-Sch.-Foreign-Born-Local-Sup. Serv.					
Salaries	-	-	-	-	-
Personal Services - Employee Benefits	-	-	-	-	-
Purchased Professional and Technical Services	-	-	-	-	-
Other Purchased Services (400-500 series)	-	-	-	-	-
Supplies and Materials	-	-	-	-	-
Other Objects	-	-	-	-	-
Total Even.-Sch.-Foreign-Born-Local-Sup. Serv.	-	-	-	-	-
Total Even.-Sch.-Foreign-Born-Local	-	-	-	-	-
TOTAL SPECIAL SCHOOLS	-	-	-	-	-

**PATERSON PUBLIC SCHOOLS
 BLENDED RESOURCE FUND 15
 SCHEDULE OF BLENDED EXPENDITURES-BUDGET AND ACTUAL
 FOR THE FISCAL YEAR ENDED JUNE 30, 2009**

<u>School: No. 11</u>	Original Budget	Budget Transfers	Final Budget	Actual	Variance Final to Actual
Transfer of Funds to Charter Schools	-	-	-	-	-
TOTAL SCHOOL BASED EXPENDITURES	\$ 2,748,819	\$ (61,025)	\$ 2,687,794	\$ 2,524,035	\$ 163,759
Other Financing Sources:					
Operating Transfer In	2,748,819	(61,025)	2,687,794	2,524,035	163,759
Operating Transfer Out:					
Transfer to Food Service Fund - Board Contribution	-	-	-	-	-
Capital Leases (non-budgeted)	-	-	-	-	-
Total Other Financing Sources:	2,748,819	(61,025)	2,687,794	2,524,035	163,759
Excess (Deficiency) of Other Financing Sources Over (Under) Expenditures and Other Financing (Uses)	-	-	-	-	-
Fund Balance, July 1	-	-	-	-	-
Fund Balance, June 30	\$ -	\$ -	\$ -	\$ -	\$ -

**PATERSON PUBLIC SCHOOLS
 BLENDED RESOURCE FUND 15
 SCHEDULE OF BLENDED EXPENDITURES-BUDGET AND ACTUAL
 FOR THE FISCAL YEAR ENDED JUNE 30, 2009**

<u>School: No. 12</u>	<u>Original Budget</u>	<u>Budget Transfers</u>	<u>Final Budget</u>	<u>Actual</u>	<u>Variance Final to Actual</u>
REGULAR PROGRAMS - INSTRUCTION					
Regular Programs - Instruction					
Kindergarten - Salaries of Teachers	\$ 151,555	\$ (14,206)	\$ 137,349	\$ 137,349	-
Grades 1-5 - Salaries of Teachers	1,330,794	(56,029)	1,274,765	1,274,765	-
Grades 6-8 - Salaries of Teachers	1,026,308	(64,810)	961,498	961,498	-
Grades 9-12 - Salaries of Teachers		-			-
Regular Programs - Home Instruction:					
Salaries of Teachers		-			-
Other Salaries for Instruction		-			-
Purchased Professional -Educational Services		-			-
Purchased Technical Services		-			-
Other Purchased Services (400-500 series)		-			-
General Supplies		-			-
Textbooks		-			-
Other Objects		-			-
Regular Programs - Undistributed Instruction					
Other Salaries for Instruction	89,847	2,505	92,352	92,352	-
Purchased Professional-Educational Services	1,500	-	1,500	1,409	\$ 91
Purchased Technical Services		-			-
Other Purchased Services (400-500 series)		-			-
General Supplies	118,905	-	118,905	110,909	7,996
Textbooks	20,700	(3,200)	17,500	17,499	1
Other Objects	-	3,325	3,325		3,325
TOTAL REGULAR PROGRAMS - INSTRUCTION	<u>2,739,609</u>	<u>(132,415)</u>	<u>2,607,194</u>	<u>2,595,781</u>	<u>11,413</u>
SPECIAL EDUCATION - INSTRUCTION					
Cognitive - Mild:					
Salaries of Teachers	-	-	-	-	-
Other Salaries for Instruction	-	-	-	-	-
Purchased Professional-Educational Services	-	-	-	-	-
Purchased Technical Services	-	-	-	-	-
Other Purchased Services (400-500 series)	-	-	-	-	-
General Supplies	-	-	-	-	-
Textbooks	-	-	-	-	-
Other Objects	-	-	-	-	-
Total Cognitive - Mild	<u>-</u>	<u>-</u>	<u>-</u>	<u>-</u>	<u>-</u>
Cognitive - Moderate:					
Salaries of Teachers	-	-	-	-	-
Other Salaries for Instruction	-	-	-	-	-
Purchased Professional-Educational Services	-	-	-	-	-
Purchased Technical Services	-	-	-	-	-
Other Purchased Services (400-500 series)	-	-	-	-	-
General Supplies	-	-	-	-	-
Textbooks	-	-	-	-	-
Other Objects	-	-	-	-	-
Total Cognitive - Moderate	<u>-</u>	<u>-</u>	<u>-</u>	<u>-</u>	<u>-</u>
Learning and/or Language Disabilities:					
Salaries of Teachers	-	-	-	-	-
Other Salaries for Instruction	-	-	-	-	-
Purchased Professional-Educational Services	-	-	-	-	-
Purchased Technical Services	-	-	-	-	-
Other Purchased Services (400-500 series)	-	-	-	-	-
General Supplies	-	-	-	-	-
Textbooks	-	-	-	-	-
Other Objects	-	-	-	-	-
Total Learning and/or Language Disabilities	<u>-</u>	<u>-</u>	<u>-</u>	<u>-</u>	<u>-</u>

PATERSON PUBLIC SCHOOLS
BLENDED RESOURCE FUND 15
SCHEDULE OF BLENDED EXPENDITURES-BUDGET AND ACTUAL
FOR THE FISCAL YEAR ENDED JUNE 30, 2009

<u>School: No. 12</u>	<u>Original Budget</u>	<u>Budget Transfers</u>	<u>Final Budget</u>	<u>Actual</u>	<u>Variance Final to Actual</u>
Visual Impairments:					
Salaries of Teachers	-	-	-	-	-
Other Salaries for Instruction	-	-	-	-	-
Purchased Professional-Educational Services	-	-	-	-	-
Purchased Technical Services	-	-	-	-	-
Other Purchased Services (400-500 series)	-	-	-	-	-
General Supplies	-	-	-	-	-
Textbooks	-	-	-	-	-
Other Objects	-	-	-	-	-
Total Visual Impairments	-	-	-	-	-
Auditory Impairments:					
Salaries of Teachers	-	-	-	-	-
Other Salaries for Instruction	-	-	-	-	-
Purchased Professional-Educational Services	-	-	-	-	-
Purchased Technical Services	-	-	-	-	-
Other Purchased Services (400-500 series)	-	-	-	-	-
General Supplies	-	-	-	-	-
Textbooks	-	-	-	-	-
Other Objects	-	-	-	-	-
Total Auditory Impairments	-	-	-	-	-
Behavioral Disabilities:					
Salaries of Teachers	-	-	-	-	-
Other Salaries for Instruction	-	-	-	-	-
Purchased Professional-Educational Services	-	-	-	-	-
Purchased Technical Services	-	-	-	-	-
Other Purchased Services (400-500 series)	-	-	-	-	-
General Supplies	-	-	-	-	-
Textbooks	-	-	-	-	-
Other Objects	-	-	-	-	-
Total Behavioral Disabilities	-	-	-	-	-
Multiple Disabilities:					
Salaries of Teachers	-	-	-	-	-
Other Salaries for Instruction	-	-	-	-	-
Purchased Professional-Educational Services	-	-	-	-	-
Purchased Technical Services	-	-	-	-	-
Other Purchased Services (400-500 series)	-	-	-	-	-
General Supplies	-	-	-	-	-
Textbooks	-	-	-	-	-
Other Objects	-	-	-	-	-
Total Multiple Disabilities	-	-	-	-	-
Resource Room/Resource Center:					
Salaries of Teachers	603,313	(23,907)	579,406	562,323	17,083
Other Salaries for Instruction	48,057	-	48,057	34,195	13,862
Purchased Professional-Educational Services	-	-	-	-	-
Purchased Technical Services	-	-	-	-	-
Other Purchased Services (400-500 series)	-	-	-	-	-
General Supplies	2,700	-	2,700	1,640	1,060
Textbooks	-	-	-	-	-
Other Objects	-	-	-	-	-
Total Resource Room/Resource Center	654,070	(23,907)	630,163	598,158	32,005

Continued

PATERSON PUBLIC SCHOOLS
BLENDED RESOURCE FUND 15
SCHEDULE OF BLENDED EXPENDITURES-BUDGET AND ACTUAL
FOR THE FISCAL YEAR ENDED JUNE 30, 2009

<u>School: No. 12</u>	<u>Original Budget</u>	<u>Budget Transfers</u>	<u>Final Budget</u>	<u>Actual</u>	<u>Variance Final to Actual</u>
Autism:					
Salaries of Teachers	-	-	-	-	-
Other Salaries for Instruction	-	-	-	-	-
Purchased Professional-Educational Services	-	-	-	-	-
Purchased Technical Services	-	-	-	-	-
Other Purchased Services (400-500 series)	-	-	-	-	-
General Supplies	-	-	-	-	-
Textbooks	-	-	-	-	-
Other Objects	-	-	-	-	-
Total Autism	-	-	-	-	-
Preschool Disabilities - Part-Time:					
Salaries of Teachers	-	-	-	-	-
Other Salaries for Instruction	-	-	-	-	-
Purchased Professional-Educational Services	-	-	-	-	-
Purchased Technical Services	-	-	-	-	-
Other Purchased Services (400-500 series)	-	-	-	-	-
General Supplies	-	-	-	-	-
Textbooks	-	-	-	-	-
Other Objects	-	-	-	-	-
Total Preschool Disabilities - Part-Time	-	-	-	-	-
Preschool Disabilities - Full-Time:					
Salaries of Teachers	-	-	-	-	-
Other Salaries for Instruction	-	-	-	-	-
Purchased Professional-Educational Services	-	-	-	-	-
Purchased Technical Services	-	-	-	-	-
Other Purchased Services (400-500 series)	-	-	-	-	-
General Supplies	-	-	-	-	-
Textbooks	-	-	-	-	-
Other Objects	-	-	-	-	-
Total Preschool Disabilities - Full-Time:	-	-	-	-	-
Home Instruction:					
Salaries of Teachers	-	-	-	-	-
Other Salaries for Instruction	-	-	-	-	-
Purchased Professional-Educational Services	-	-	-	-	-
Purchased Technical Services	-	-	-	-	-
Other Purchased Services (400-500 series)	-	-	-	-	-
General Supplies	-	-	-	-	-
Textbooks	-	-	-	-	-
Other Objects	-	-	-	-	-
Total Home Instruction	-	-	-	-	-
Cognitive - Severe:					
Salaries of Teachers	-	-	-	-	-
Other Salaries for Instruction	-	-	-	-	-
Purchased Professional-Educational Services	-	-	-	-	-
Purchased Technical Services	-	-	-	-	-
Other Purchased Services (400-500 series)	-	-	-	-	-
General Supplies	-	-	-	-	-
Textbooks	-	-	-	-	-
Other Objects	-	-	-	-	-
Total Cognitive - Severe	-	-	-	-	-
TOTAL SPECIAL EDUCATION - INSTRUCTION	\$ 654,070	\$ (23,907)	\$ 630,163	\$ 598,158	\$ 32,005

Continued

PATERSON PUBLIC SCHOOLS
BLENDED RESOURCE FUND 15
SCHEDULE OF BLENDED EXPENDITURES-BUDGET AND ACTUAL
FOR THE FISCAL YEAR ENDED JUNE 30, 2009

<u>School: No. 12</u>	<u>Original Budget</u>	<u>Budget Transfers</u>	<u>Final Budget</u>	<u>Actual</u>	<u>Variance Final to Actual</u>
Basic Skills/Remedial - Instruction					
Salaries of Teachers	-	-	-	-	-
Other Salaries for Instruction	-	-	-	-	-
Purchased Professional-Educational Services	-	-	-	-	-
Purchased Technical Services	-	-	-	-	-
Other Purchased Services (400-500 series)	-	-	-	-	-
General Supplies	-	-	-	-	-
Textbooks	-	-	-	-	-
Other Objects	-	-	-	-	-
Total Basic Skills/Remedial - Instruction	-	-	-	-	-
Bilingual Education - Instruction					
Salaries of Teachers	\$ 265,098	\$ (30,000)	\$ 235,098	\$ 217,460	\$ 17,638
Other Salaries for Instruction	31,200	-	31,200	30,558	642
Purchased Professional-Educational Services	-	-	-	-	-
Purchased Technical Services	-	-	-	-	-
Other Purchased Services (400-500 series)	-	-	-	-	-
General Supplies	2,110	-	2,110	2,094	16
Textbooks	850	-	850	319	531
Other Objects	-	-	-	-	-
Total Bilingual Education - Instruction	299,258	(30,000)	269,258	250,431	18,827
Vocational Programs - Local - Instruction					
Salaries of Teachers	-	-	-	-	-
Other Salaries for Instruction	-	-	-	-	-
Purchased Professional-Educational Services	-	-	-	-	-
Purchased Technical Services	-	-	-	-	-
Other Purchased Services (400-500 series)	-	-	-	-	-
General Supplies	-	-	-	-	-
Textbooks	-	-	-	-	-
Other Objects	-	-	-	-	-
Total Vocational Programs - Local - Instruction	-	-	-	-	-
School-Spon. Cocurricular Actvts. - Inst.					
Salaries	-	-	-	-	-
Purchased Services (300-500 series)	-	-	-	-	-
Supplies and Materials	-	-	-	-	-
Other Objects	-	-	-	-	-
Transfers to Cover Deficit (Agency Funds)	-	-	-	-	-
Total School-Spon. Cocurricular Actvts. - Inst.	-	-	-	-	-
School-Spon. Cocurricular Athletics - Inst.					
Salaries	-	-	-	-	-
Purchased Services (300-500 series)	-	-	-	-	-
Supplies and Materials	-	-	-	-	-
Other Objects	-	-	-	-	-
Transfers to Cover Deficit (Agency Funds)	-	-	-	-	-
Total School-Spon. Cocurricular Athletics - Inst.	-	-	-	-	-
Other Instructional Programs - Instruction					
Salaries	-	-	-	-	-
Purchased Services (300-500 series)	-	-	-	-	-
Supplies and Materials	-	-	-	-	-
Other Objects	-	-	-	-	-
Transfers to Cover Deficit (Agency Funds)	-	-	-	-	-
Total Other Instructional Programs - Instruction	-	-	-	-	-

Continued

**PATERSON PUBLIC SCHOOLS
 BLENDED RESOURCE FUND 15
 SCHEDULE OF BLENDED EXPENDITURES-BUDGET AND ACTUAL
 FOR THE FISCAL YEAR ENDED JUNE 30, 2009**

<u>School: No. 12</u>	Original Budget	Budget Transfers	Final Budget	Actual	Variance Final to Actual
Community Services Programs/Operations					
Salaries	-	-	-	-	-
Purchased Services (300-500 series)	-	-	-	-	-
Supplies and Materials	-	-	-	-	-
Other Objects	-	-	-	-	-
Transfers to Cover Deficit (Agency Funds)	-	-	-	-	-
Total Community Services/Operations	-	-	-	-	-
Total Instruction	\$ 3,692,937	\$ (186,322)	\$ 3,506,615	\$ 3,444,370	\$ 62,245
Undistributed Expenditures - Instruction:					
Tuition to Other LEAs Within the State - Regular	-	-	-	-	-
Tuition to Other LEAs Within the Stat - Special	-	-	-	-	-
Tuition to County Voc. School Dist. - Regular	-	-	-	-	-
Tuition to County Voc. School Dist. - Special	-	-	-	-	-
Tuition to CSSD & Regional Day Schools	-	-	-	-	-
Tuition to Private Schools for the Disabled - Within State	-	-	-	-	-
Tuition to Private Schools for the Disabled & Oth LEAS - Spl, O/S	-	-	-	-	-
Tuition - State Facilities	-	-	-	-	-
Tuition - Other	-	-	-	-	-
Total Undistributed Expenditures - Instruction:	-	-	-	-	-
Undistributed Expend. - Attend. & Social Work					
Salaries	115,288	-	115,288	111,644	3,644
Purchased Professional and Technical Services	-	-	-	-	-
Other Purchased Services (400-500 series)	-	-	-	-	-
Supplies and Materials	900	(350)	550	547	3
Other Objects	-	-	-	-	-
Total Undistributed Expend. - Attend. & Social Work	116,188	(350)	115,838	112,191	3,647
Undistributed Expenditures - Health Services					
Salaries	99,487	-	99,487	99,487	-
Purchased Professional and Technical Services	-	-	-	-	-
Other Purchased Services (400-500 series)	-	-	-	-	-
Supplies and Materials	200	-	200	48	152
Other Objects	-	-	-	-	-
Total Undistributed Expenditures - Health Services	99,687	-	99,687	99,535	152
Undist. Expend. - Other Supp. Serv. Students - Related Serv.					
Salaries	-	-	-	-	-
Purchased Professional - Educational Services	-	-	-	-	-
Supplies and Materials	-	-	-	-	-
Other Objects	-	-	-	-	-
Total Undist. Expend. - Other Supp. Serv. Students - Related Serv.	-	-	-	-	-
Undist. Expend. - Other Supp. Serv. Students - Extra Serv.					
Salaries	-	-	-	-	-
Purchased Professional - Educational Services	-	-	-	-	-
Supplies and Materials	-	-	-	-	-
Other Objects	-	-	-	-	-
Total Undist. Expend. - Other Supp. Serv. Students - Extra Serv.	-	-	-	-	-
Undist. Expend. - Other Supp. Serv. Students-Reg.					
Salaries	57,788	-	57,788	57,288	500
Salaries of Secretarial and Clerical Assistants	-	-	-	-	-
Other Salaries	-	-	-	-	-
Purchased Professional - Educational Services	-	-	-	-	-
Other Purchased Prof. and Tech. Services	-	-	-	-	-
Other Purchased Services (400-500 series)	-	-	-	-	-
Supplies and Materials	705	-	705	653	52
Other Objects	-	-	-	-	-
Total Undist. Expend. - Other Supp. Serv. Students-Reg.	58,493	-	58,493	57,941	552

Continued

**PATERSON PUBLIC SCHOOLS
 BLENDED RESOURCE FUND 15
 SCHEDULE OF BLENDED EXPENDITURES-BUDGET AND ACTUAL
 FOR THE FISCAL YEAR ENDED JUNE 30, 2009**

<u>School: No. 12</u>	<u>Original Budget</u>	<u>Budget Transfers</u>	<u>Final Budget</u>	<u>Actual</u>	<u>Variance Final to Actual</u>
Undist. Expend. - Other Supp. Serv. Students -Spl.					
Salaries of Other Professional Staff	-	-	-	-	-
Salaries of Secretarial and Clerical Assistants	-	-	-	-	-
Other Salaries	-	-	-	-	-
Purchased Professional - Educational Services	-	-	-	-	-
Other Purchased Prof. and Tech. Services	-	-	-	-	-
Residential Costs	-	-	-	-	-
Mis. Pur. Serv.(400-500 series O/than Residential)	-	-	-	-	-
Supplies and Materials	-	-	-	-	-
Other Objects	-	-	-	-	-
Total Undist. Expend. - Other Supp. Serv. Students -Spl.	-	-	-	-	-
Undist. Expend. - Improvement of Inst. Serv.					
Salaries of Supervisor of Instruction	-	-	-	-	-
Salaries of Other Professional Staff	\$ 101,463	-	\$ 101,463	\$ 101,463	-
Salaries of Secr and Clerical Assist.	-	-	-	-	-
Other Salaries	-	-	-	-	-
Purchased Prof- Educational Services	-	-	-	-	-
Other Purch Prof. and Tech. Services	-	-	-	-	-
Other Purch Services (400-500)	-	-	-	-	-
Supplies and Materials	600	-	600	599	\$ 1
Other Objects	-	-	-	-	-
Total Undist. Expend. - Improvement of Inst. Serv.	102,063	-	102,063	102,062	1
Undist. Expend. - Edu. Media Serv./Sch. Library					
Salaries	158,956	-	158,956	139,956	19,000
Purchased Professional and Technical Services	-	-	-	-	-
Other Purchased Services (400-500 series)	599	-	599	599	-
Supplies and Materials	19,100	-	19,100	18,982	118
Other Objects	-	-	-	-	-
Total Undist. Expend. - Edu. Media Serv./Sch. Library	178,655	-	178,655	159,537	19,118
Undist. Expend. - Instructional Staff Training Serv.					
Salaries of Supervisors of Instruction	-	-	-	-	-
Salaries of Other Professional Staff	-	-	-	-	-
Salaries of Secretarial and Clerical Assist	-	-	-	-	-
Other Salaries	-	-	-	-	-
Purchased Professional - Educational Serv	1,500	\$ 3,200	4,700	948	3,752
Other Purchased Prof. and Tech. Services	-	-	-	-	-
Other Purchased Services (400-500 series)	-	-	-	-	-
Supplies and Materials	-	-	-	-	-
Other Objects	-	-	-	-	-
Total Undist. Expend. - Instructional Staff Training Serv.	1,500	3,200	4,700	948	3,752
Undist. Expend. - Supp. Serv. - General Admin.					
Salaries	-	-	-	-	-
Legal Services	-	-	-	-	-
Other Purchased Professional Services	-	-	-	-	-
Purchased Technical Services	-	-	-	-	-
Communications/Telephone	-	-	-	-	-
Other Purchased Services (400-500 series)	-	-	-	-	-
Supplies and Materials	-	-	-	-	-
Judgements Against The School District	-	-	-	-	-
Miscellaneous Expenditures	-	-	-	-	-
Total Undist. Expend. - Supp. Serv. - General Admin.	-	-	-	-	-

**PATERSON PUBLIC SCHOOLS
 BLENDED RESOURCE FUND 15
 SCHEDULE OF BLENDED EXPENDITURES-BUDGET AND ACTUAL
 FOR THE FISCAL YEAR ENDED JUNE 30, 2009**

<u>School: No. 12</u>	<u>Original Budget</u>	<u>Budget Transfers</u>	<u>Final Budget</u>	<u>Actual</u>	<u>Variance Final to Actual</u>
Undist. Expend. - Support Serv. - School Admin.					
Salaries of Principals/Assistant Principals	\$ 191,000	-	\$ 191,000	\$ 191,000	-
Salaries of Other Professional Staff		-			-
Salaries of Secretarial and Clerical Assistants	97,799	\$ (3,059)	94,740	74,772	\$ 19,968
Other Salaries		-			-
Purchased Professional and Technical Services		-			-
Other Purchased Services (400-500 series)	500	1,450	1,950		1,950
Supplies and Materials	10,144	(1,450)	8,694	7,940	754
Other Objects	1,000	-	1,000		1,000
Total Undist. Expend. - Support Serv. - School Admin.	<u>300,443</u>	<u>(3,059)</u>	<u>297,384</u>	<u>273,712</u>	<u>23,672</u>
Undist. Expend. - Allowable Maintenance for School Facilities					
Salaries	-	-	-	-	-
Cleaning, Repair, and Maintenance Services	-	-	-	-	-
General Supplies	-	-	-	-	-
Other Objects	-	-	-	-	-
Total Undist. Expend. - Allowable Maintenance for School Facilities	<u>-</u>	<u>-</u>	<u>-</u>	<u>-</u>	<u>-</u>
Undist. Expend. - Oth. Oper. & Maint. of Plant					
Salaries	35,026	-	35,026	34,726	300
Purchased Professional and Technical Services	-	-	-	-	-
Cleaning, Repair and Maintenance Services	-	-	-	-	-
Rental of land & Building Other than Lease Purchases	-	-	-	-	-
Other Purchased Property Services	-	-	-	-	-
Insurance	-	-	-	-	-
Miscellaneous Purchased Services	-	-	-	-	-
General Supplies	1,676	-	1,676	1,676	-
Energy (Energy and Electricity)	-	-	-	-	-
Other Objects	-	-	-	-	-
Total Undist. Expend. - Other Oper. & Maint. Of Plant	<u>36,702</u>	<u>-</u>	<u>36,702</u>	<u>36,402</u>	<u>300</u>
Total Undist. Expend. - Oper. & Maint. Of Plant	<u>36,702</u>	<u>-</u>	<u>36,702</u>	<u>36,402</u>	<u>300</u>
Undist. Expend. - Student Transportation Serv.					
Sal. For Pup. Trans. (Bet. Home and School) - Regular	-	-	-	-	-
Sal. For Pup. Trans. (Bet. Home and School) - Special	-	-	-	-	-
Sal. For Pup. Trans. (Other than Bet. Home and School)	-	-	-	-	-
Management Fees - ESC & CTSA Transportation Programs	-	-	-	-	-
Other Purchased Professional and Technical Services	-	-	-	-	-
Cleaning, Repair and Maintenance Services	-	-	-	-	-
Rental Payments - School Buses	-	-	-	-	-
Lease Purchase Payments - School Buses	-	-	-	-	-
Contract Services - (Between Home and School) - Vendors	-	-	-	-	-
Contr Serv (Oth. than Bet Home & Sch)-Vend		2,251	2,251	1,761	490
Contract Services - (Between Home and Sch) - Joint Agrmts	-	-	-	-	-
Contr Serv (Spl. Ed. Students) - Vendors	-	-	-	-	-
Contr Serv (Spl. Ed. Students) - Joint Agrmt	-	-	-	-	-
Contr Serv (Regular Students) - ESCs & CTSA	-	-	-	-	-
Contr Serv (Spl. Ed. Students) - ESCs & CTSA	-	-	-	-	-
Contr Serv. - Aid in Lieu Payments	-	-	-	-	-
Misc. Purchased Serv. - Transportation	-	-	-	-	-
Supplies and Materials	-	-	-	-	-
Miscellaneous Expenditures	-	-	-	-	-
Total Undist. Expend. - Student Transportation Serv.	<u>-</u>	<u>2,251</u>	<u>2,251</u>	<u>1,761</u>	<u>490</u>

**PATERSON PUBLIC SCHOOLS
 BLENDED RESOURCE FUND 15
 SCHEDULE OF BLENDED EXPENDITURES-BUDGET AND ACTUAL
 FOR THE FISCAL YEAR ENDED JUNE 30, 2009**

<u>School: No. 12</u>	Original Budget	Budget Transfers	Final Budget	Actual	Variance Final to Actual
Undist. Expend. - Business and Other Support Serv.					
Increase in Sale/Lease-back Reserve	-	-	-	-	-
Salaries	-	-	-	-	-
Purchased Professional Services	-	-	-	-	-
Purchased Technical Services	-	-	-	-	-
Other Purchased Services (400-500 series Oth Residential Costs)	-	-	-	-	-
Sale/Lease-back Payments	-	-	-	-	-
Supplies and Materials	-	-	-	-	-
Interest on Current Loan	-	-	-	-	-
Interest on Lease Purchase Agreements	-	-	-	-	-
Miscellaneous Expenditures	-	-	-	-	-
Total Undist. Expend. - Business and Other Support Serv.	-	-	-	-	-
UNALLOCATED BENEFITS					
Group Insurance	-	-	-	-	-
Social Security Contributions	\$ 58,553	\$ 8,692	\$ 67,245	\$ 47,970	\$ 19,275
T.P.A.F. Contributions - ERIP	-	-	-	-	-
Other Retirement Contributions - Regular	-	-	-	-	-
Other Retirement Contributions - ERIP	-	-	-	-	-
Unemployment Compensation	-	-	-	-	-
Workmen's Compensation	-	-	-	-	-
Health Benefits	894,489	-	894,489	822,963	71,526
Tuition Reimbursement	-	-	-	-	-
Other Employee Benefits	-	350	350	350	-
TOTAL UNALLOCATED BENEFITS	953,042	9,042	962,084	871,283	90,801
On-behalf TPAF pension Contributions (non-budgeted)	-	-	-	-	-
Reimbursed TPAF Social Security Contributions (non-budgeted)	-	-	-	-	-
TOTAL ON-BEHALF CONTRIBUTIONS	-	-	-	-	-
TOTAL PERSONAL SERVICES - EMPLOYEE BENEFITS	953,042	9,042	962,084	871,283	90,801
Undistributed Expenditures - Food Services					
Transfers to Cover Deficit (Enterprise Fund)	-	-	-	-	-
TOTAL UNDISTRIBUTED EXPENDITURES	1,846,773	11,084	1,857,857	1,715,372	142,485
TOTAL SCHOOL BASED BUDGET CURRENT EXPENSE	5,539,710	(175,238)	5,364,472	5,159,742	204,730
CAPITAL OUTLAY					
Equipment					
Regular Program - Instruction:					
Kindergarten	-	-	-	-	-
Grades 1-5	-	-	-	-	-
Grades 6-8	-	-	-	-	-
Grades 9-12	-	-	-	-	-
Home Instruction	-	-	-	-	-
Special Education - Instruction:					
Cognitive - Mild	-	-	-	-	-
Cognitive - Moderate	-	-	-	-	-
Learning and/or Language Disabilities	-	-	-	-	-
Visual Impairments	-	-	-	-	-
Auditory Impairments	-	-	-	-	-
Behavioral Disabilities	-	-	-	-	-
Multiple Disabilities	-	-	-	-	-
Resource Room/Resource Center	-	-	-	-	-
Autism	-	-	-	-	-
Preschool Disabilities - Part-Time	-	-	-	-	-
Preschool Disabilities - Full-Time	-	-	-	-	-
Home Instruction	-	-	-	-	-
Cognitive - Severe	-	-	-	-	-

Continued

**PATERSON PUBLIC SCHOOLS
 BLENDED RESOURCE FUND 15
 SCHEDULE OF BLENDED EXPENDITURES-BUDGET AND ACTUAL
 FOR THE FISCAL YEAR ENDED JUNE 30, 2009**

<u>School: No. 12</u>	<u>Original Budget</u>	<u>Budget Transfers</u>	<u>Final Budget</u>	<u>Actual</u>	<u>Variance Final to Actual</u>
Basic Skills/Remedial - Instruction	-	-	-	-	-
Bilingual Education - Instruction	-	-	-	-	-
Vocational Programs - Local - Instruction	-	-	-	-	-
School-Sponsored and Other Instructional Program	-	-	-	-	-
Undistributed Expenditures - Instruction	-	-	-	-	-
Undist.Expend.-Support Serv.-Students - Reg.	-	-	-	-	-
Undist.Expend.-Support Serv. - Related & Extraordinary	-	-	-	-	-
Undist.Expend.-Support Serv.-Students - Special	-	-	-	-	-
Undist.Expend.-Support Serv. - Inst. Staff	-	-	-	-	-
Undistributed Expenditures - General Admin.	-	-	-	-	-
Undistributed Expenditures - School Admin.	-	-	-	-	-
Undistributed Expenditures - Operation of Plant Services	-	-	-	-	-
Undistributed Expenditures - Student Trans. - Non Inst. Equip	-	-	-	-	-
School Buses - Regular	-	-	-	-	-
School Buses - Special	-	-	-	-	-
Undistributed Expenditures - Business/Other Support Serv.	-	-	-	-	-
Undistributed Expenditures - Non Inst. Serv.	-	-	-	-	-
Special Schools (All Programs)	-	-	-	-	-
Total Equipment	-	-	-	-	-
Facilities Acquisition and Construction Services					
Salaries	-	-	-	-	-
Legal Services	-	-	-	-	-
Other Purchased Prof. and Tech. Services	-	-	-	-	-
Construction Services	-	-	-	-	-
General Supplies	-	-	-	-	-
Land and Improvements	-	-	-	-	-
Lease Purchase Agreements - Principal	-	-	-	-	-
Buildings Other than Lease Purchase Agreement	-	-	-	-	-
Other Objects	-	-	-	-	-
Facilities Grant - Transfer to Special Revenue	-	-	-	-	-
Total Facilities Acquisition and Construction Services	-	-	-	-	-
Capital Reserve - Transfer to Capital Projects	-	-	-	-	-
Capital Reserve - Transfer to Debt Service	-	-	-	-	-
Assets Acquired Under Capital Leases (non-budgeted)					
Undistributed Expenditures:					
General Administration	-	-	-	-	-
School Administration	-	-	-	-	-
Assets Acquired Under Capital Leases (non-budgeted)	-	-	-	-	-
TOTAL CAPITAL OUTLAY	-	-	-	-	-
SPECIAL SCHOOLS					
Summer School - Instruction					
Salaries of Teachers	-	-	-	-	-
Other Salaries for Instruction	-	-	-	-	-
Purchased Professional and Technical Services	-	-	-	-	-
Other Purchased Services (400-500 series)	-	-	-	-	-
General Supplies	-	-	-	-	-
Textbooks	-	-	-	-	-
Other Objects	-	-	-	-	-
Total Summer School - Instruction	-	-	-	-	-

Continued

**PATERSON PUBLIC SCHOOLS
 BLENDED RESOURCE FUND 15
 SCHEDULE OF BLENDED EXPENDITURES-BUDGET AND ACTUAL
 FOR THE FISCAL YEAR ENDED JUNE 30, 2009**

<u>School: No. 12</u>	<u>Original Budget</u>	<u>Budget Transfers</u>	<u>Final Budget</u>	<u>Actual</u>	<u>Variance Final to Actual</u>
Summer School - Support Services					
Salaries	-	-	-	-	-
Personal Services - Employee Benefits	-	-	-	-	-
Purchased Professional and Technical Services	-	-	-	-	-
Other Purchased Services (400-500 series)	-	-	-	-	-
Supplies and Materials	-	-	-	-	-
Other Objects	-	-	-	-	-
Total Summer School - Support Services	-	-	-	-	-
Total Summer School	-	-	-	-	-
Other Special Schools - Instruction					
Salaries of Teachers	-	-	-	-	-
Other Salaries for Instruction	-	-	-	-	-
Purchased Professional and Technical Services	-	-	-	-	-
Other Purchased Services (400-500 series)	-	-	-	-	-
General Supplies	-	-	-	-	-
Textbooks	-	-	-	-	-
Other Objects	-	-	-	-	-
Total Other Special Schools - Instruction	-	-	-	-	-
Other Special Schools - Support Services					
Salaries	-	-	-	-	-
Personal Services - Employee Benefits	-	-	-	-	-
Purchased Professional and Technical Services	-	-	-	-	-
Other Purchased Services (400-500 series)	-	-	-	-	-
Supplies and Materials	-	-	-	-	-
Other Objects	-	-	-	-	-
Total Other Special Schools - Support Services	-	-	-	-	-
Total Other Special Schools	-	-	-	-	-
Accred. Even./Adult H.S./Post-Grad.-Inst.					
Salaries of Teachers	-	-	-	-	-
Other Salaries for Instruction	-	-	-	-	-
Purchased Professional and Technical Services	-	-	-	-	-
Other Purchased Services (400-500 series)	-	-	-	-	-
General Supplies	-	-	-	-	-
Textbooks	-	-	-	-	-
Other Objects	-	-	-	-	-
Total Accred. Even./Adult H.S./Post-Grad.-Inst.	-	-	-	-	-
Accred. Even./Adult H.S./Post-Grad.-Supp. Service					
Salaries	-	-	-	-	-
Personal Services - Employee Benefits	-	-	-	-	-
Purchased Professional and Technical Services	-	-	-	-	-
Other Purchased Services (400-500 series)	-	-	-	-	-
Supplies and Materials	-	-	-	-	-
Other Objects	-	-	-	-	-
Total Accred. Even./Adult H.S./Post-Grad.-Supp. Service	-	-	-	-	-
Total Accred. Even./Adult H.S./Post-Grad.	-	-	-	-	-
Adult Education-Local-Instruction					
Salaries of Teachers	-	-	-	-	-
Other Salaries for Instruction	-	-	-	-	-
Purchased Professional and Technical Services	-	-	-	-	-
Other Purchased Services (400-500 series)	-	-	-	-	-
General Supplies	-	-	-	-	-
Textbooks	-	-	-	-	-
Other Objects	-	-	-	-	-
Total Adult Education-Local-Instruction	-	-	-	-	-

**PATERSON PUBLIC SCHOOLS
 BLENDED RESOURCE FUND 15
 SCHEDULE OF BLENDED EXPENDITURES-BUDGET AND ACTUAL
 FOR THE FISCAL YEAR ENDED JUNE 30, 2009**

<u>School: No. 12</u>	<u>Original Budget</u>	<u>Budget Transfers</u>	<u>Final Budget</u>	<u>Actual</u>	<u>Variance Final to Actual</u>
Adult Education-Local -Support Serv.					
Salaries	-	-	-	-	-
Personal Services - Employee Benefits	-	-	-	-	-
Purchased Professional and Technical Services	-	-	-	-	-
Other Purchased Services (400-500 series)	-	-	-	-	-
Supplies and Materials	-	-	-	-	-
Other Objects	-	-	-	-	-
Total Adult Education-Local -Support Serv.	-	-	-	-	-
Total Adult Education-Local	-	-	-	-	-
Vocational Evening-Local-Instruction					
Salaries of Teachers	-	-	-	-	-
Other Salaries for Instruction	-	-	-	-	-
Purchased Professional and Technical Services	-	-	-	-	-
Other Purchased Services (400-500 series)	-	-	-	-	-
General Supplies	-	-	-	-	-
Textbooks	-	-	-	-	-
Other Objects	-	-	-	-	-
Total Vocational Evening-Local-Instruction	-	-	-	-	-
Vocational Evening-Local-Support Serv.					
Salaries	-	-	-	-	-
Personal Services - Employee Benefits	-	-	-	-	-
Purchased Professional and Technical Services	-	-	-	-	-
Other Purchased Services (400-500 series)	-	-	-	-	-
Supplies and Materials	-	-	-	-	-
Other Objects	-	-	-	-	-
Total Vocational Evening-Local-Support Serv.	-	-	-	-	-
Total Vocational Evening-Local	-	-	-	-	-
Even.-Sch.-Foreign-Born-Local-Inst.					
Salaries of Teachers	-	-	-	-	-
Other Salaries for Instruction	-	-	-	-	-
Purchased Professional and Technical Services	-	-	-	-	-
Other Purchased Services (400-500 series)	-	-	-	-	-
General Supplies	-	-	-	-	-
Textbooks	-	-	-	-	-
Other Objects	-	-	-	-	-
Total Even.-Sch.-Foreign-Born-Local-Inst.	-	-	-	-	-
Even.-Sch.-Foreign-Born-Local-Sup. Serv.					
Salaries	-	-	-	-	-
Personal Services - Employee Benefits	-	-	-	-	-
Purchased Professional and Technical Services	-	-	-	-	-
Other Purchased Services (400-500 series)	-	-	-	-	-
Supplies and Materials	-	-	-	-	-
Other Objects	-	-	-	-	-
Total Even.-Sch.-Foreign-Born-Local-Sup. Serv.	-	-	-	-	-
Total Even.-Sch.-Foreign-Born-Local	-	-	-	-	-
TOTAL SPECIAL SCHOOLS	-	-	-	-	-
Transfer of Funds to Charter Schools	-	-	-	-	-
TOTAL SCHOOL BASED EXPENDITURES	5,539,710	(175,238)	5,364,472	5,159,742	204,730

PATERSON PUBLIC SCHOOLS
 BLENDED RESOURCE FUND 15
 SCHEDULE OF BLENDED EXPENDITURES-BUDGET AND ACTUAL
 FOR THE FISCAL YEAR ENDED JUNE 30, 2009

<u>School: No. 12</u>	<u>Original Budget</u>	<u>Budget Transfers</u>	<u>Final Budget</u>	<u>Actual</u>	<u>Variance Final to Actual</u>
Other Financing Sources:					
Operating Transfer In	\$ 5,539,710	\$ (175,238)	\$ 5,364,472	\$ 5,159,742	\$ 204,730
Operating Transfer Out:					
Transfer to Food Service Fund - Board Contribution	-	-	-	-	-
Capital Leases (non-budgeted)	-	-	-	-	-
Total Other Financing Sources:	<u>5,539,710</u>	<u>(175,238)</u>	<u>5,364,472</u>	<u>5,159,742</u>	<u>204,730</u>
Excess (Deficiency) of Other Financing Sources Over (Under) Expenditures and Other Financing (Uses)	-	-	-	-	-
Fund Balance, July 1	-	-	-	-	-
Fund Balance, June 30	<u>\$ -</u>	<u>\$ -</u>	<u>\$ -</u>	<u>\$ -</u>	<u>\$ -</u>

**PATERSON PUBLIC SCHOOLS
 BLENDED RESOURCE FUND 15
 SCHEDULE OF BLENDED EXPENDITURES-BUDGET AND ACTUAL
 FOR THE FISCAL YEAR ENDED JUNE 30, 2009**

<u>School: No. 13</u>	<u>Original Budget</u>	<u>Budget Transfers</u>	<u>Final Budget</u>	<u>Actual</u>	<u>Variance Final to Actual</u>
REGULAR PROGRAMS - INSTRUCTION					
Regular Programs - Instruction					
Kindergarten - Salaries of Teachers	\$ 244,538	\$ (74,239)	\$ 170,299	\$ 170,299	-
Grades 1-5 - Salaries of Teachers	1,405,537	(2,891)	1,402,666	1,402,666	-
Grades 6-8 - Salaries of Teachers	1,098,246	(42,303)	1,055,943	1,054,954	\$ 989
Grades 9-12 - Salaries of Teachers		-			-
Regular Programs - Home Instruction:					
Salaries of Teachers		-			-
Other Salaries for Instruction		-			-
Purchased Professional -Educational Services		-			-
Purchased Technical Services		-			-
Other Purchased Services (400-500 series)		-			-
General Supplies		-			-
Textbooks		-			-
Other Objects		-			-
Regular Programs - Undistributed Instruction					
Other Salaries for Instruction	116,068	-	116,068	113,660	2,408
Purchased Professional-Educational Services		-			-
Purchased Technical Services		-			-
Other Purchased Services (400-500 series)		-			-
General Supplies	106,499	-	106,499	101,283	5,216
Textbooks	41,398	-	41,398	41,398	-
Other Objects		4,487	4,487		4,487
TOTAL REGULAR PROGRAMS - INSTRUCTION	3,012,306	(114,946)	2,897,360	2,884,260	13,100
SPECIAL EDUCATION - INSTRUCTION					
Cognitive - Mild:					
Salaries of Teachers	-	-	-	-	-
Other Salaries for Instruction	-	-	-	-	-
Purchased Professional-Educational Services	-	-	-	-	-
Purchased Technical Services	-	-	-	-	-
Other Purchased Services (400-500 series)	-	-	-	-	-
General Supplies	-	-	-	-	-
Textbooks	-	-	-	-	-
Other Objects	-	-	-	-	-
Total Cognitive - Mild	-	-	-	-	-
Cognitive - Moderate:					
Salaries of Teachers	-	-	-	-	-
Other Salaries for Instruction	-	-	-	-	-
Purchased Professional-Educational Services	-	-	-	-	-
Purchased Technical Services	-	-	-	-	-
Other Purchased Services (400-500 series)	-	-	-	-	-
General Supplies	-	-	-	-	-
Textbooks	-	-	-	-	-
Other Objects	-	-	-	-	-
Total Cognitive - Moderate	-	-	-	-	-
Learning and/or Language Disabilities:					
Salaries of Teachers	-	-	-	-	-
Other Salaries for Instruction	-	-	-	-	-
Purchased Professional-Educational Services	-	-	-	-	-
Purchased Technical Services	-	-	-	-	-
Other Purchased Services (400-500 series)	-	-	-	-	-
General Supplies	-	-	-	-	-
Textbooks	-	-	-	-	-
Other Objects	-	-	-	-	-
Total Learning and/or Language Disabilities	-	-	-	-	-

**PATERSON PUBLIC SCHOOLS
 BLENDED RESOURCE FUND 15
 SCHEDULE OF BLENDED EXPENDITURES-BUDGET AND ACTUAL
 FOR THE FISCAL YEAR ENDED JUNE 30, 2009**

<u>School: No. 13</u>	<u>Original Budget</u>	<u>Budget Transfers</u>	<u>Final Budget</u>	<u>Actual</u>	<u>Variance Final to Actual</u>
Visual Impairments:					
Salaries of Teachers	-	-	-	-	-
Other Salaries for Instruction	-	-	-	-	-
Purchased Professional-Educational Services	-	-	-	-	-
Purchased Technical Services	-	-	-	-	-
Other Purchased Services (400-500 series)	-	-	-	-	-
General Supplies	-	-	-	-	-
Textbooks	-	-	-	-	-
Other Objects	-	-	-	-	-
Total Visual Impairments	-	-	-	-	-
Auditory Impairments:					
Salaries of Teachers	-	-	-	-	-
Other Salaries for Instruction	-	-	-	-	-
Purchased Professional-Educational Services	-	-	-	-	-
Purchased Technical Services	-	-	-	-	-
Other Purchased Services (400-500 series)	-	-	-	-	-
General Supplies	-	-	-	-	-
Textbooks	-	-	-	-	-
Other Objects	-	-	-	-	-
Total Auditory Impairments	-	-	-	-	-
Behavioral Disabilities:					
Salaries of Teachers	\$ 53,628	-	\$ 53,628	\$ 53,128	\$ 500.0
Other Salaries for Instruction	64,227	-	64,227	63,057	1,170
Purchased Professional-Educational Services	-	-	-	-	-
Purchased Technical Services	-	-	-	-	-
Other Purchased Services (400-500 series)	-	-	-	-	-
General Supplies	2,000	-	2,000	1,692	308
Textbooks	2,500	-	2,500	2,280	220
Other Objects	150	-	150	-	150
Total Behavioral Disabilities	122,505	-	122,505	120,157	2,348
Multiple Disabilities:					
Salaries of Teachers	-	-	-	-	-
Other Salaries for Instruction	-	-	-	-	-
Purchased Professional-Educational Services	-	-	-	-	-
Purchased Technical Services	-	-	-	-	-
Other Purchased Services (400-500 series)	-	-	-	-	-
General Supplies	-	-	-	-	-
Textbooks	-	-	-	-	-
Other Objects	-	-	-	-	-
Total Multiple Disabilities	-	-	-	-	-
Resource Room/Resource Center:					
Salaries of Teachers	312,764	\$ 18,721	331,485	269,073	62,412
Other Salaries for Instruction	-	-	-	-	-
Purchased Professional-Educational Services	-	-	-	-	-
Purchased Technical Services	-	-	-	-	-
Other Purchased Services (400-500 series)	-	-	-	-	-
General Supplies	2,500	-	2,500	1,365	1,135
Textbooks	-	-	-	-	-
Other Objects	-	-	-	-	-
Total Resource Room/Resource Center	315,264	18,721	333,985	270,438	63,547

Continued

**PATERSON PUBLIC SCHOOLS
 BLENDED RESOURCE FUND 15
 SCHEDULE OF BLENDED EXPENDITURES-BUDGET AND ACTUAL
 FOR THE FISCAL YEAR ENDED JUNE 30, 2009**

<u>School: No. 13</u>	Original Budget	Budget Transfers	Final Budget	Actual	Variance Final to Actual
Autism:					
Salaries of Teachers	-	-	-	-	-
Other Salaries for Instruction	-	-	-	-	-
Purchased Professional-Educational Services	-	-	-	-	-
Purchased Technical Services	-	-	-	-	-
Other Purchased Services (400-500 series)	-	-	-	-	-
General Supplies	-	-	-	-	-
Textbooks	-	-	-	-	-
Other Objects	-	-	-	-	-
Total Autism	-	-	-	-	-
Preschool Disabilities - Part-Time:					
Salaries of Teachers	-	-	-	-	-
Other Salaries for Instruction	-	-	-	-	-
Purchased Professional-Educational Services	-	-	-	-	-
Purchased Technical Services	-	-	-	-	-
Other Purchased Services (400-500 series)	-	-	-	-	-
General Supplies	-	-	-	-	-
Textbooks	-	-	-	-	-
Other Objects	-	-	-	-	-
Total Preschool Disabilities - Part-Time	-	-	-	-	-
Preschool Disabilities - Full-Time:					
Salaries of Teachers	-	-	-	-	-
Other Salaries for Instruction	-	-	-	-	-
Purchased Professional-Educational Services	-	-	-	-	-
Purchased Technical Services	-	-	-	-	-
Other Purchased Services (400-500 series)	-	-	-	-	-
General Supplies	-	-	-	-	-
Textbooks	-	-	-	-	-
Other Objects	-	-	-	-	-
Total Preschool Disabilities - Full-Time:	-	-	-	-	-
Home Instruction:					
Salaries of Teachers	-	-	-	-	-
Other Salaries for Instruction	-	-	-	-	-
Purchased Professional-Educational Services	-	-	-	-	-
Purchased Technical Services	-	-	-	-	-
Other Purchased Services (400-500 series)	-	-	-	-	-
General Supplies	-	-	-	-	-
Textbooks	-	-	-	-	-
Other Objects	-	-	-	-	-
Total Home Instruction	-	-	-	-	-
Cognitive - Severe:					
Salaries of Teachers	-	-	-	-	-
Other Salaries for Instruction	-	-	-	-	-
Purchased Professional-Educational Services	-	-	-	-	-
Purchased Technical Services	-	-	-	-	-
Other Purchased Services (400-500 series)	-	-	-	-	-
General Supplies	-	-	-	-	-
Textbooks	-	-	-	-	-
Other Objects	-	-	-	-	-
Total Cognitive - Severe	-	-	-	-	-
TOTAL SPECIAL EDUCATION - INSTRUCTION	437,769	18,721	456,490	390,595	65,895

**PATERSON PUBLIC SCHOOLS
 BLENDED RESOURCE FUND 15
 SCHEDULE OF BLENDED EXPENDITURES-BUDGET AND ACTUAL
 FOR THE FISCAL YEAR ENDED JUNE 30, 2009**

<u>School: No. 13</u>	<u>Original Budget</u>	<u>Budget Transfers</u>	<u>Final Budget</u>	<u>Actual</u>	<u>Variance Final to Actual</u>
Basic Skills/Remedial - Instruction					
Salaries of Teachers	-	-	-	-	-
Other Salaries for Instruction	-	-	-	-	-
Purchased Professional-Educational Services	-	-	-	-	-
Purchased Technical Services	-	-	-	-	-
Other Purchased Services (400-500 series)	-	-	-	-	-
General Supplies	-	-	-	-	-
Textbooks	-	-	-	-	-
Other Objects	-	-	-	-	-
Total Basic Skills/Remedial - Instruction	-	-	-	-	-
Bilingual Education - Instruction					
Salaries of Teachers	\$ 393,214	-	\$ 393,214	\$ 376,831	\$ 16,383
Other Salaries for Instruction	47,416	-	47,416	47,416	-
Purchased Professional-Educational Services	-	-	-	-	-
Purchased Technical Services	-	-	-	-	-
Other Purchased Services (400-500 series)	-	-	-	-	-
General Supplies	2,595	-	2,595	2,082	513
Textbooks	6,569	-	6,569	6,523	46
Other Objects	-	-	-	-	-
Total Bilingual Education - Instruction	449,794	-	449,794	432,852	16,942
Vocational Programs - Local - Instruction					
Salaries of Teachers	-	-	-	-	-
Other Salaries for Instruction	-	-	-	-	-
Purchased Professional-Educational Services	-	-	-	-	-
Purchased Technical Services	-	-	-	-	-
Other Purchased Services (400-500 series)	-	-	-	-	-
General Supplies	-	-	-	-	-
Textbooks	-	-	-	-	-
Other Objects	-	-	-	-	-
Total Vocational Programs - Local - Instruction	-	-	-	-	-
School-Spon. Cocurricular Actvts. - Inst.					
Salaries	-	-	-	-	-
Purchased Services (300-500 series)	-	-	-	-	-
Supplies and Materials	-	-	-	-	-
Other Objects	-	-	-	-	-
Transfers to Cover Deficit (Agency Funds)	-	-	-	-	-
Total School-Spon. Cocurricular Actvts. - Inst.	-	-	-	-	-
School-Spon. Cocurricular Athletics - Inst.					
Salaries	-	-	-	-	-
Purchased Services (300-500 series)	-	-	-	-	-
Supplies and Materials	-	-	-	-	-
Other Objects	-	-	-	-	-
Transfers to Cover Deficit (Agency Funds)	-	-	-	-	-
Total School-Spon. Cocurricular Athletics - Inst.	-	-	-	-	-
Other Instructional Programs - Instruction					
Salaries	-	-	-	-	-
Purchased Services (300-500 series)	-	-	-	-	-
Supplies and Materials	-	-	-	-	-
Other Objects	-	-	-	-	-
Transfers to Cover Deficit (Agency Funds)	-	-	-	-	-
Total Other Instructional Programs - Instruction	-	-	-	-	-

**PATERSON PUBLIC SCHOOLS
 BLENDED RESOURCE FUND 15
 SCHEDULE OF BLENDED EXPENDITURES-BUDGET AND ACTUAL
 FOR THE FISCAL YEAR ENDED JUNE 30, 2009**

<u>School: No. 13</u>	Original Budget	Budget Transfers	Final Budget	Actual	Variance Final to Actual
Community Services Programs/Operations					
Salaries	-	-	-	-	-
Purchased Services (300-500 series)	-	-	-	-	-
Supplies and Materials	-	-	-	-	-
Other Objects	-	-	-	-	-
Transfers to Cover Deficit (Agency Funds)	-	-	-	-	-
Total Community Services/Operations	-	-	-	-	-
Total Instruction	\$ 3,899,869	\$ (96,225)	\$ 3,803,644	\$ 3,707,707	\$ 95,937
Undistributed Expenditures - Instruction:					
Tuition to Other LEAs Within the State - Regular	-	-	-	-	-
Tuition to Other LEAs Within the Stat - Special	-	-	-	-	-
Tuition to County Voc. School Dist. - Regular	-	-	-	-	-
Tuition to County Voc. School Dist. - Special	-	-	-	-	-
Tuition to CSSD & Regional Day Schools	-	-	-	-	-
Tuition to Private Schools for the Disabled - Within State	-	-	-	-	-
Tuition to Private Schools for the Disabled & Oth LEAS - Spl, O/S	-	-	-	-	-
Tuition - State Facilities	-	-	-	-	-
Tuition - Other	-	-	-	-	-
Total Undistributed Expenditures - Instruction:	-	-	-	-	-
Undistributed Expend. - Attend. & Social Work					
Salaries	77,288	(1,445)	75,843	71,334	4,509
Purchased Professional and Technical Services	-	-	-	-	-
Other Purchased Services (400-500 series)	-	-	-	-	-
Supplies and Materials	500	-	500	75	425
Other Objects	-	-	-	-	-
Total Undistributed Expend. - Attend. & Social Work	77,788	(1,445)	76,343	71,409	4,934
Undistributed Expenditures - Health Services					
Salaries	52,000	-	52,000	44,965	7,035
Purchased Professional and Technical Services	-	-	-	-	-
Other Purchased Services (400-500 series)	-	-	-	-	-
Supplies and Materials	1,062	-	1,062	1,054	8
Other Objects	-	-	-	-	-
Total Undistributed Expenditures - Health Services	53,062	-	53,062	46,019	7,043
Undist. Expend. - Other Supp. Serv. Students - Related Serv.					
Salaries	-	-	-	-	-
Purchased Professional - Educational Services	-	-	-	-	-
Supplies and Materials	-	-	-	-	-
Other Objects	-	-	-	-	-
Total Undist. Expend. - Other Supp. Serv. Students - Related Serv.	-	-	-	-	-
Undist. Expend. - Other Supp. Serv. Students - Extra Serv.					
Salaries	-	-	-	-	-
Purchased Professional - Educational Services	-	-	-	-	-
Supplies and Materials	-	-	-	-	-
Other Objects	-	-	-	-	-
Total Undist. Expend. - Other Supp. Serv. Students - Extra Serv.	-	-	-	-	-
Undist. Expend. - Other Supp. Serv. Students-Reg.					
Salaries	99,903	-	99,903	99,903	-
Salaries of Secretarial and Clerical Assistants	-	-	-	-	-
Other Salaries	-	-	-	-	-
Purchased Professional - Educational Services	-	-	-	-	-
Other Purchased Prof. and Tech. Services	-	-	-	-	-
Other Purchased Services (400-500 series)	-	-	-	-	-
Supplies and Materials	232	-	232	232	-
Other Objects	-	-	-	-	-
Total Undist. Expend. - Other Supp. Serv. Students-Reg.	100,135	-	100,135	100,135	-

Continued

**PATERSON PUBLIC SCHOOLS
 BLENDED RESOURCE FUND 15
 SCHEDULE OF BLENDED EXPENDITURES-BUDGET AND ACTUAL
 FOR THE FISCAL YEAR ENDED JUNE 30, 2009**

<u>School: No. 13</u>	<u>Original Budget</u>	<u>Budget Transfers</u>	<u>Final Budget</u>	<u>Actual</u>	<u>Variance Final to Actual</u>
Undist. Expend. - Other Supp. Serv. Students -Spl.					
Salaries of Other Professional Staff	-	-	-	-	-
Salaries of Secretarial and Clerical Assistants	-	-	-	-	-
Other Salaries	-	-	-	-	-
Purchased Professional - Educational Services	-	-	-	-	-
Other Purchased Prof. and Tech. Services	-	-	-	-	-
Residential Costs	-	-	-	-	-
Mis. Pur. Serv.(400-500 series O/than Residential)	-	-	-	-	-
Supplies and Materials	-	-	-	-	-
Other Objects	-	-	-	-	-
Total Undist. Expend. - Other Supp. Serv. Students -Spl.	-	-	-	-	-
Undist. Expend. - Improvement of Inst. Serv.					
Salaries of Supervisor of Instruction	-	-	-	-	-
Salaries of Other Professional Staff	\$ 94,375	\$ (15,471)	\$ 78,904	\$ 77,993	\$ 911
Salaries of Secr and Clerical Assist.	-	-	-	-	-
Other Salaries	-	-	-	-	-
Purchased Prof- Educational Services	-	-	-	-	-
Other Purch Prof. and Tech. Services	-	-	-	-	-
Other Purch Services (400-500)	-	-	-	-	-
Supplies and Materials	6,311	-	6,311	6,100	211
Other Objects	-	-	-	-	-
Total Undist. Expend. - Improvement of Inst. Serv.	100,686	(15,471)	85,215	84,093	1,122
Undist. Expend. - Edu. Media Serv./Sch. Library					
Salaries	199,807	-	199,807	199,807	-
Purchased Professional and Technical Services	-	-	-	-	-
Other Purchased Services (400-500 series)	599	-	599	599	-
Supplies and Materials	15,000	-	15,000	14,942	58
Other Objects	50	-	50	50	-
Total Undist. Expend. - Edu. Media Serv./Sch. Library	215,456	-	215,456	215,398	58
Undist. Expend. - Instructional Staff Training Serv.					
Salaries of Supervisors of Instruction	-	-	-	-	-
Salaries of Other Professional Staff	-	-	-	-	-
Salaries of Secretarial and Clerical Assist	-	-	-	-	-
Other Salaries	-	-	-	-	-
Purchased Professional - Educational Serv	-	-	-	-	-
Other Purchased Prof. and Tech. Services	-	-	-	-	-
Other Purchased Services (400-500 series)	-	-	-	-	-
Supplies and Materials	-	-	-	-	-
Other Objects	-	-	-	-	-
Total Undist. Expend. - Instructional Staff Training Serv.	-	-	-	-	-
Undist. Expend. - Supp. Serv. - General Admin.					
Salaries	-	-	-	-	-
Legal Services	-	-	-	-	-
Other Purchased Professional Services	-	-	-	-	-
Purchased Technical Services	-	-	-	-	-
Communications/Telephone	-	-	-	-	-
Other Purchased Services (400-500 series)	-	-	-	-	-
Supplies and Materials	-	-	-	-	-
Judgements Against The School District	-	-	-	-	-
Miscellaneous Expenditures	-	-	-	-	-
Total Undist. Expend. - Supp. Serv. - General Admin.	-	-	-	-	-

**PATERSON PUBLIC SCHOOLS
 BLENDED RESOURCE FUND 15
 SCHEDULE OF BLENDED EXPENDITURES-BUDGET AND ACTUAL
 FOR THE FISCAL YEAR ENDED JUNE 30, 2009**

<u>School: No. 13</u>	Original Budget	Budget Transfers	Final Budget	Actual	Variance Final to Actual
Undist. Expend. - Support Serv. - School Admin.					
Salaries of Principals/Assistant Principals	\$ 235,367	\$ 8,331	\$ 243,698	\$ 243,697	\$ 1
Salaries of Other Professional Staff		-			-
Salaries of Secretarial and Clerical Assistants	78,278	-	78,278	77,375	903
Other Salaries		-			-
Purchased Professional and Technical Services		-			-
Other Purchased Services (400-500 series)	2,000	-	2,000		2,000
Supplies and Materials	5,600	-	5,600	5,492	108
Other Objects	750	-	750	193	557
Total Undist. Expend. - Support Serv. - School Admin.	<u>321,995</u>	<u>8,331</u>	<u>330,326</u>	<u>326,757</u>	<u>3,569</u>
Undist. Expend. -Allowable Maintenance for School Facilities					
Salaries	-	-	-	-	-
Cleaning, Repair, and Maintenance Services	-	-	-	-	-
General Supplies	-	-	-	-	-
Other Objects	-	-	-	-	-
Total Undist. Expend. -Allowable Maintenance for School Facilities	<u>-</u>	<u>-</u>	<u>-</u>	<u>-</u>	<u>-</u>
Undist. Expend. - Oth. Oper. & Maint. of Plant					
Salaries	-	-	-	-	-
Purchased Professional and Technical Services	-	-	-	-	-
Cleaning, Repair and Maintenance Services	-	-	-	-	-
Rental of land & Building Other than Lease Purchases	-	-	-	-	-
Other Purchased Property Services	-	-	-	-	-
Insurance	-	-	-	-	-
Miscellaneous Purchased Services	-	-	-	-	-
General Supplies	3,000	-	3,000	2,514	486
Energy (Energy and Electricity)	-	-	-	-	-
Other Objects	-	-	-	-	-
Total Undist. Expend. - Other Oper. & Maint. Of Plant	<u>3,000</u>	<u>-</u>	<u>3,000</u>	<u>2,514</u>	<u>486</u>
Total Undist. Expend. - Oper. & Maint. Of Plant	<u>3,000</u>	<u>-</u>	<u>3,000</u>	<u>2,514</u>	<u>486</u>
Undist. Expend. - Student Transportation Serv.					
Sal. For Pup.Trans. (Bet. Home and School) - Regular	-	-	-	-	-
Sal. For Pup.Trans. (Bet. Home and School) - Special	-	-	-	-	-
Sal. For Pup. Trans. (Other than Bet. Home and School)	-	-	-	-	-
Management Fees - ESC & CTSA Transportation Programs	-	-	-	-	-
Other Purchased Professional and Technical Services	-	-	-	-	-
Cleaning, Repair and Maintenance Services	-	-	-	-	-
Rental Payments - School Buses	-	-	-	-	-
Lease Purchase Payments - School Buses	-	-	-	-	-
Contract Services - (Between Home and School) - Vendors	-	-	-	-	-
Contr Serv (Oth. than Bet Home & Sch)-Vend	-	2,700	2,700	1,210	1,490
Contract Services - (Between Home and Sch) - Joint Agrmts	-	-	-	-	-
Contr Serv (Spl. Ed. Students) - Vendors	-	-	-	-	-
Contr Serv (Spl. Ed. Students) - Joint Agrmt	-	-	-	-	-
Contr Serv (Regular Students) - ESCs & CTSA	-	-	-	-	-
Contr Serv (Spl. Ed. Students) - ESCs & CTSA	-	-	-	-	-
Contr Serv. - Aid in Lieu Payments	-	-	-	-	-
Misc. Purchased Serv. - Transportation	-	-	-	-	-
Supplies and Materials	-	-	-	-	-
Miscellaneous Expenditures	-	-	-	-	-
Total Undist. Expend. - Student Transportation Serv.	<u>-</u>	<u>2,700</u>	<u>2,700</u>	<u>1,210</u>	<u>1,490</u>

Continued

**PATERSON PUBLIC SCHOOLS
BLENDED RESOURCE FUND 15
SCHEDULE OF BLENDED EXPENDITURES-BUDGET AND ACTUAL
FOR THE FISCAL YEAR ENDED JUNE 30, 2009**

<u>School: No. 13</u>	<u>Original Budget</u>	<u>Budget Transfers</u>	<u>Final Budget</u>	<u>Actual</u>	<u>Variance Final to Actual</u>
Undist. Expend. - Business and Other Support Serv.					
Increase in Sale/Lease-back Reserve					
Salaries	-	-	-	-	-
Purchased Professional Services	-	-	-	-	-
Purchased Technical Services	-	-	-	-	-
Other Purchased Services (400-500 series Oth Residential Costs)	-	-	-	-	-
Sale/Lease-back Payments	-	-	-	-	-
Supplies and Materials	-	-	-	-	-
Interest on Current Loan	-	-	-	-	-
Interest on Lease Purchase Agreements	-	-	-	-	-
Miscellaneous Expenditures	-	-	-	-	-
Total Undist. Expend. - Business and Other Support Serv.	-	-	-	-	-
UNALLOCATED BENEFITS					
Group Insurance	-	-	-	-	-
Social Security Contributions	\$ 74,651	-	\$ 74,651	\$ 49,690	\$ 24,961
T.P.A.F. Contributions - ERIP	-	-	-	-	-
Other Retirement Contributions - Regular	-	-	-	-	-
Other Retirement Contributions - ERIP	-	-	-	-	-
Unemployment Compensation	-	-	-	-	-
Workmen's Compensation	-	-	-	-	-
Health Benefits	835,311	-	835,311	769,820	65,491
Tuition Reimbursement	-	-	-	-	-
Other Employee Benefits	-	-	-	-	-
TOTAL UNALLOCATED BENEFITS	909,962	-	909,962	819,510	90,452
On-behalf TPAF pension Contributions (non-budgeted)	-	-	-	-	-
Reimbursed TPAF Social Security Contributions (non-budgeted)	-	-	-	-	-
TOTAL ON-BEHALF CONTRIBUTIONS	-	-	-	-	-
TOTAL PERSONAL SERVICES - EMPLOYEE BENEFITS	909,962	-	909,962	819,510	90,452
Undistributed Expenditures - Food Services					
Transfers to Cover Deficit (Enterprise Fund)	-	-	-	-	-
TOTAL UNDISTRIBUTED EXPENDITURES	1,782,084	\$ (5,885)	1,776,199	1,667,045	109,154
TOTAL SCHOOL BASED BUDGET CURRENT EXPENSE	5,681,953	(102,110)	5,579,843	5,374,752	205,091
CAPITAL OUTLAY					
Equipment					
Regular Program - Instruction:					
Kindergarten	-	-	-	-	-
Grades 1-5	-	-	-	-	-
Grades 6-8	-	-	-	-	-
Grades 9-12	-	-	-	-	-
Home Instruction	-	-	-	-	-
Special Education - Instruction:					
Cognitive - Mild	-	-	-	-	-
Cognitive - Moderate	-	-	-	-	-
Learning and/or Language Disabilities	-	-	-	-	-
Visual Impairments	-	-	-	-	-
Auditory Impairments	-	-	-	-	-
Behavioral Disabilities	-	-	-	-	-
Multiple Disabilities	-	-	-	-	-
Resource Room/Resource Center	-	-	-	-	-
Autism	-	-	-	-	-
Preschool Disabilities - Part-Time	-	-	-	-	-
Preschool Disabilities - Full-Time	-	-	-	-	-
Home Instruction	-	-	-	-	-
Cognitive - Severe	-	-	-	-	-

Continued

**PATERSON PUBLIC SCHOOLS
 BLENDED RESOURCE FUND 15
 SCHEDULE OF BLENDED EXPENDITURES-BUDGET AND ACTUAL
 FOR THE FISCAL YEAR ENDED JUNE 30, 2009**

<u>School: No. 13</u>	Original Budget	Budget Transfers	Final Budget	Actual	Variance Final to Actual
Basic Skills/Remedial - Instruction	-	-	-	-	-
Bilingual Education - Instruction	-	-	-	-	-
Vocational Programs - Local - Instruction	-	-	-	-	-
School-Sponsored and Other Instructional Program	-	-	-	-	-
Undistributed Expenditures - Instruction	-	-	-	-	-
Undist.Expend.-Support Serv.-Students - Reg.	-	-	-	-	-
Undist.Expend.-Support Serv. - Related & Extraordinary	-	-	-	-	-
Undist.Expend.-Support Serv.-Students - Special	-	-	-	-	-
Undist.Expend.-Support Serv. - Inst. Staff	-	-	-	-	-
Undistributed Expenditures - General Admin.	-	-	-	-	-
Undistributed Expenditures - School Admin.	-	-	-	-	-
Undistributed Expenditures - Operation of Plant Services	-	-	-	-	-
Undistributed Expenditures - Student Trans. - Non Inst. Equip	-	-	-	-	-
School Buses - Regular	-	-	-	-	-
School Buses - Special	-	-	-	-	-
Undistributed Expenditures - Business/Other Support Serv.	-	-	-	-	-
Undistributed Expenditures - Non Inst. Serv.	-	-	-	-	-
Special Schools (All Programs)	-	-	-	-	-
Total Equipment	-	-	-	-	-
Facilities Acquisition and Construction Services	-	-	-	-	-
Salaries	-	-	-	-	-
Legal Services	-	-	-	-	-
Other Purchased Prof. and Tech. Services	-	-	-	-	-
Construction Services	-	-	-	-	-
General Supplies	-	-	-	-	-
Land and Improvements	-	-	-	-	-
Lease Purchase Agreements - Principal	-	-	-	-	-
Buildings Other than Lease Purchase Agreement	-	-	-	-	-
Other Objects	-	-	-	-	-
Facilities Grant - Transfer to Special Revenue	-	-	-	-	-
Total Facilities Acquisition and Construction Services	-	-	-	-	-
Capital Reserve - Transfer to Capital Projects	-	-	-	-	-
Capital Reserve - Transfer to Debt Service	-	-	-	-	-
Assets Acquired Under Capital Leases (non-budgeted)	-	-	-	-	-
Undistributed Expenditures:	-	-	-	-	-
General Administration	-	-	-	-	-
School Administration	-	-	-	-	-
Assets Acquired Under Capital Leases (non-budgeted)	-	-	-	-	-
TOTAL CAPITAL OUTLAY	-	-	-	-	-
SPECIAL SCHOOLS					
Summer School - Instruction	-	-	-	-	-
Salaries of Teachers	-	-	-	-	-
Other Salaries for Instruction	-	-	-	-	-
Purchased Professional and Technical Services	-	-	-	-	-
Other Purchased Services (400-500 series)	-	-	-	-	-
General Supplies	-	-	-	-	-
Textbooks	-	-	-	-	-
Other Objects	-	-	-	-	-
Total Summer School - Instruction	-	-	-	-	-

**PATERSON PUBLIC SCHOOLS
 BLENDED RESOURCE FUND 15
 SCHEDULE OF BLENDED EXPENDITURES-BUDGET AND ACTUAL
 FOR THE FISCAL YEAR ENDED JUNE 30, 2009**

<u>School: No. 13</u>	Original Budget	Budget Transfers	Final Budget	Actual	Variance Final to Actual
Summer School - Support Services					
Salaries	-	-	-	-	-
Personal Services - Employee Benefits	-	-	-	-	-
Purchased Professional and Technical Services	-	-	-	-	-
Other Purchased Services (400-500 series)	-	-	-	-	-
Supplies and Materials	-	-	-	-	-
Other Objects	-	-	-	-	-
Total Summer School - Support Services	-	-	-	-	-
Total Summer School	-	-	-	-	-
Other Special Schools - Instruction					
Salaries of Teachers	-	-	-	-	-
Other Salaries for Instruction	-	-	-	-	-
Purchased Professional and Technical Services	-	-	-	-	-
Other Purchased Services (400-500 series)	-	-	-	-	-
General Supplies	-	-	-	-	-
Textbooks	-	-	-	-	-
Other Objects	-	-	-	-	-
Total Other Special Schools - Instruction	-	-	-	-	-
Other Special Schools - Support Services					
Salaries	-	-	-	-	-
Personal Services - Employee Benefits	-	-	-	-	-
Purchased Professional and Technical Services	-	-	-	-	-
Other Purchased Services (400-500 series)	-	-	-	-	-
Supplies and Materials	-	-	-	-	-
Other Objects	-	-	-	-	-
Total Other Special Schools - Support Services	-	-	-	-	-
Total Other Special Schools	-	-	-	-	-
Accred. Even./Adult H.S./Post-Grad.-Inst.					
Salaries of Teachers	-	-	-	-	-
Other Salaries for Instruction	-	-	-	-	-
Purchased Professional and Technical Services	-	-	-	-	-
Other Purchased Services (400-500 series)	-	-	-	-	-
General Supplies	-	-	-	-	-
Textbooks	-	-	-	-	-
Other Objects	-	-	-	-	-
Total Accred. Even./Adult H.S./Post-Grad.-Inst.	-	-	-	-	-
Accred. Even./Adult H.S./Post-Grad.-Supp. Service					
Salaries	-	-	-	-	-
Personal Services - Employee Benefits	-	-	-	-	-
Purchased Professional and Technical Services	-	-	-	-	-
Other Purchased Services (400-500 series)	-	-	-	-	-
Supplies and Materials	-	-	-	-	-
Other Objects	-	-	-	-	-
Total Accred. Even./Adult H.S./Post-Grad.-Supp. Service	-	-	-	-	-
Total Accred. Even./Adult H.S./Post-Grad.	-	-	-	-	-
Adult Education-Local-Instruction					
Salaries of Teachers	-	-	-	-	-
Other Salaries for Instruction	-	-	-	-	-
Purchased Professional and Technical Services	-	-	-	-	-
Other Purchased Services (400-500 series)	-	-	-	-	-
General Supplies	-	-	-	-	-
Textbooks	-	-	-	-	-
Other Objects	-	-	-	-	-
Total Adult Education-Local-Instruction	-	-	-	-	-

PATERSON PUBLIC SCHOOLS
BLENDED RESOURCE FUND 15
SCHEDULE OF BLENDED EXPENDITURES-BUDGET AND ACTUAL
FOR THE FISCAL YEAR ENDED JUNE 30, 2009

<u>School: No. 13</u>	<u>Original Budget</u>	<u>Budget Transfers</u>	<u>Final Budget</u>	<u>Actual</u>	<u>Variance Final to Actual</u>
Adult Education-Local -Support Serv.					
Salaries	-	-	-	-	-
Personal Services - Employee Benefits	-	-	-	-	-
Purchased Professional and Technical Services	-	-	-	-	-
Other Purchased Services (400-500 series)	-	-	-	-	-
Supplies and Materials	-	-	-	-	-
Other Objects	-	-	-	-	-
Total Adult Education-Local -Support Serv.	-	-	-	-	-
Total Adult Education-Local	-	-	-	-	-
Vocational Evening-Local-Instruction					
Salaries of Teachers	-	-	-	-	-
Other Salaries for Instruction	-	-	-	-	-
Purchased Professional and Technical Services	-	-	-	-	-
Other Purchased Services (400-500 series)	-	-	-	-	-
General Supplies	-	-	-	-	-
Textbooks	-	-	-	-	-
Other Objects	-	-	-	-	-
Total Vocational Evening-Local-Instruction	-	-	-	-	-
Vocational Evening-Local-Support Serv.					
Salaries	-	-	-	-	-
Personal Services - Employee Benefits	-	-	-	-	-
Purchased Professional and Technical Services	-	-	-	-	-
Other Purchased Services (400-500 series)	-	-	-	-	-
Supplies and Materials	-	-	-	-	-
Other Objects	-	-	-	-	-
Total Vocational Evening-Local-Support Serv.	-	-	-	-	-
Total Vocational Evening-Local	-	-	-	-	-
Even.-Sch.-Foreign-Born-Local-Inst.					
Salaries of Teachers	-	-	-	-	-
Other Salaries for Instruction	-	-	-	-	-
Purchased Professional and Technical Services	-	-	-	-	-
Other Purchased Services (400-500 series)	-	-	-	-	-
General Supplies	-	-	-	-	-
Textbooks	-	-	-	-	-
Other Objects	-	-	-	-	-
Total Even.-Sch.-Foreign-Born-Local-Inst.	-	-	-	-	-
Even.-Sch.-Foreign-Born-Local-Sup. Serv.					
Salaries	-	-	-	-	-
Personal Services - Employee Benefits	-	-	-	-	-
Purchased Professional and Technical Services	-	-	-	-	-
Other Purchased Services (400-500 series)	-	-	-	-	-
Supplies and Materials	-	-	-	-	-
Other Objects	-	-	-	-	-
Total Even.-Sch.-Foreign-Born-Local-Sup. Serv.	-	-	-	-	-
Total Even.-Sch.-Foreign-Born-Local	-	-	-	-	-
TOTAL SPECIAL SCHOOLS	-	-	-	-	-
Transfer of Funds to Charter Schools	-	-	-	-	-
TOTAL SCHOOL BASED EXPENDITURES	\$ 5,681,953	\$ (102,110)	\$ 5,579,843	\$ 5,374,752	\$ 205,091

Continued

PATERSON PUBLIC SCHOOLS
 BLENDED RESOURCE FUND 15
 SCHEDULE OF BLENDED EXPENDITURES-BUDGET AND ACTUAL
 FOR THE FISCAL YEAR ENDED JUNE 30, 2009

<u>School: No. 13</u>	<u>Original Budget</u>	<u>Budget Transfers</u>	<u>Final Budget</u>	<u>Actual</u>	<u>Variance Final to Actual</u>
Other Financing Sources:					
Operating Transfer In	\$ 5,681,953	\$ (102,110)	\$ 5,579,843	\$ 5,374,752	\$ 205,091
Operating Transfer Out:					
Transfer to Food Service Fund - Board Contribution	-	-	-	-	-
Capital Leases (non-budgeted)	-	-	-	-	-
Total Other Financing Sources:	<u>5,681,953</u>	<u>(102,110)</u>	<u>5,579,843</u>	<u>5,374,752</u>	<u>205,091</u>
Excess (Deficiency) of Other Financing Sources Over (Under) Expenditures and Other Financing (Uses)	-	-	-	-	-
Fund Balance, July 1	-	-	-	-	-
Fund Balance, June 30	<u><u>\$ -</u></u>	<u><u>\$ -</u></u>	<u><u>\$ -</u></u>	<u><u>\$ -</u></u>	<u><u>\$ -</u></u>

PATERSON PUBLIC SCHOOLS
BLENDED RESOURCE FUND 15
SCHEDULE OF BLENDED EXPENDITURES-BUDGET AND ACTUAL
FOR THE FISCAL YEAR ENDED JUNE 30, 2009

<u>School: No. 14</u>	<u>Original Budget</u>	<u>Budget Transfers</u>	<u>Final Budget</u>	<u>Actual</u>	<u>Variance Final to Actual</u>
REGULAR PROGRAMS - INSTRUCTION					
Regular Programs - Instruction					
Kindergarten - Salaries of Teachers	\$ 116,635	-	\$ 116,635	\$ 114,616	\$ 2,019
Grades 1-5 - Salaries of Teachers	1,029,251	\$ 18,103	1,047,354	1,047,354	-
Grades 6-8 - Salaries of Teachers	-	-	-	-	-
Grades 9-12 - Salaries of Teachers	-	-	-	-	-
Regular Programs - Home Instruction:					
Salaries of Teachers	-	-	-	-	-
Other Salaries for Instruction	-	-	-	-	-
Purchased Professional -Educational Services	-	-	-	-	-
Purchased Technical Services	-	-	-	-	-
Other Purchased Services (400-500 series)	-	-	-	-	-
General Supplies	-	-	-	-	-
Textbooks	-	-	-	-	-
Other Objects	-	-	-	-	-
Regular Programs - Undistributed Instruction					
Other Salaries for Instruction	69,514	-	69,514	67,529	1,985
Purchased Professional-Educational Services	-	-	-	-	-
Purchased Technical Services	-	-	-	-	-
Other Purchased Services (400-500 series)	1,600	-	1,600	905	695
General Supplies	51,515	(800)	50,715	50,642	73
Textbooks	500	-	500	49	451
Other Objects	1,850	1,687	3,537	1,850	1,687
TOTAL REGULAR PROGRAMS - INSTRUCTION	<u>1,270,865</u>	<u>18,990</u>	<u>1,289,855</u>	<u>1,282,945</u>	<u>6,910</u>
SPECIAL EDUCATION - INSTRUCTION					
Cognitive - Mild:					
Salaries of Teachers	-	-	-	-	-
Other Salaries for Instruction	-	-	-	-	-
Purchased Professional-Educational Services	-	-	-	-	-
Purchased Technical Services	-	-	-	-	-
Other Purchased Services (400-500 series)	-	-	-	-	-
General Supplies	-	-	-	-	-
Textbooks	-	-	-	-	-
Other Objects	-	-	-	-	-
Total Cognitive - Mild	<u>-</u>	<u>-</u>	<u>-</u>	<u>-</u>	<u>-</u>
Cognitive - Moderate:					
Salaries of Teachers	-	-	-	-	-
Other Salaries for Instruction	-	-	-	-	-
Purchased Professional-Educational Services	-	-	-	-	-
Purchased Technical Services	-	-	-	-	-
Other Purchased Services (400-500 series)	-	-	-	-	-
General Supplies	-	-	-	-	-
Textbooks	-	-	-	-	-
Other Objects	-	-	-	-	-
Total Cognitive - Moderate	<u>-</u>	<u>-</u>	<u>-</u>	<u>-</u>	<u>-</u>
Learning and/or Language Disabilities:					
Salaries of Teachers	-	-	-	-	-
Other Salaries for Instruction	-	-	-	-	-
Purchased Professional-Educational Services	-	-	-	-	-
Purchased Technical Services	-	-	-	-	-
Other Purchased Services (400-500 series)	-	-	-	-	-
General Supplies	-	-	-	-	-
Textbooks	-	-	-	-	-
Other Objects	-	-	-	-	-
Total Learning and/or Language Disabilities	<u>-</u>	<u>-</u>	<u>-</u>	<u>-</u>	<u>-</u>

Continued

**PATERSON PUBLIC SCHOOLS
 BLENDED RESOURCE FUND 15
 SCHEDULE OF BLENDED EXPENDITURES-BUDGET AND ACTUAL
 FOR THE FISCAL YEAR ENDED JUNE 30, 2009**

<u>School: No. 14</u>	Original Budget	Budget Transfers	Final Budget	Actual	Variance Final to Actual
Visual Impairments:					
Salaries of Teachers	-	-	-	-	-
Other Salaries for Instruction	-	-	-	-	-
Purchased Professional-Educational Services	-	-	-	-	-
Purchased Technical Services	-	-	-	-	-
Other Purchased Services (400-500 series)	-	-	-	-	-
General Supplies	-	-	-	-	-
Textbooks	-	-	-	-	-
Other Objects	-	-	-	-	-
Total Visual Impairments	-	-	-	-	-
Auditory Impairments:					
Salaries of Teachers	-	-	-	-	-
Other Salaries for Instruction	-	-	-	-	-
Purchased Professional-Educational Services	-	-	-	-	-
Purchased Technical Services	-	-	-	-	-
Other Purchased Services (400-500 series)	-	-	-	-	-
General Supplies	-	-	-	-	-
Textbooks	-	-	-	-	-
Other Objects	-	-	-	-	-
Total Auditory Impairments	-	-	-	-	-
Behavioral Disabilities:					
Salaries of Teachers	-	-	-	-	-
Other Salaries for Instruction	-	-	-	-	-
Purchased Professional-Educational Services	-	-	-	-	-
Purchased Technical Services	-	-	-	-	-
Other Purchased Services (400-500 series)	-	-	-	-	-
General Supplies	-	-	-	-	-
Textbooks	-	-	-	-	-
Other Objects	-	-	-	-	-
Total Behavioral Disabilities	-	-	-	-	-
Multiple Disabilities:					
Salaries of Teachers	-	-	-	-	-
Other Salaries for Instruction	-	-	-	-	-
Purchased Professional-Educational Services	-	-	-	-	-
Purchased Technical Services	-	-	-	-	-
Other Purchased Services (400-500 series)	-	-	-	-	-
General Supplies	-	-	-	-	-
Textbooks	-	-	-	-	-
Other Objects	-	-	-	-	-
Total Multiple Disabilities	-	-	-	-	-
Resource Room/Resource Center:					
Salaries of Teachers	\$ 154,155	-	\$ 154,155	\$ 153,655	\$ 500
Other Salaries for Instruction	-	-	-	-	-
Purchased Professional-Educational Services	-	-	-	-	-
Purchased Technical Services	-	-	-	-	-
Other Purchased Services (400-500 series)	100	-	100	-	100
General Supplies	2,455	-	2,455	2,416	39
Textbooks	100	-	100	-	100
Other Objects	-	-	-	-	-
Total Resource Room/Resource Center	156,810	-	156,810	156,071	739

**PATERSON PUBLIC SCHOOLS
 BLENDED RESOURCE FUND 15
 SCHEDULE OF BLENDED EXPENDITURES-BUDGET AND ACTUAL
 FOR THE FISCAL YEAR ENDED JUNE 30, 2009**

<u>School: No. 14</u>	Original Budget	Budget Transfers	Final Budget	Actual	Variance Final to Actual
Autism:					
Salaries of Teachers	-	-	-	-	-
Other Salaries for Instruction	-	-	-	-	-
Purchased Professional-Educational Services	-	-	-	-	-
Purchased Technical Services	-	-	-	-	-
Other Purchased Services (400-500 series)	-	-	-	-	-
General Supplies	-	-	-	-	-
Textbooks	-	-	-	-	-
Other Objects	-	-	-	-	-
Total Autism	-	-	-	-	-
Preschool Disabilities - Part-Time:					
Salaries of Teachers	-	-	-	-	-
Other Salaries for Instruction	-	-	-	-	-
Purchased Professional-Educational Services	-	-	-	-	-
Purchased Technical Services	-	-	-	-	-
Other Purchased Services (400-500 series)	-	-	-	-	-
General Supplies	-	-	-	-	-
Textbooks	-	-	-	-	-
Other Objects	-	-	-	-	-
Total Preschool Disabilities - Part-Time	-	-	-	-	-
Preschool Disabilities - Full-Time:					
Salaries of Teachers	-	-	-	-	-
Other Salaries for Instruction	-	-	-	-	-
Purchased Professional-Educational Services	-	-	-	-	-
Purchased Technical Services	-	-	-	-	-
Other Purchased Services (400-500 series)	-	-	-	-	-
General Supplies	-	-	-	-	-
Textbooks	-	-	-	-	-
Other Objects	-	-	-	-	-
Total Preschool Disabilities - Full-Time:	-	-	-	-	-
Home Instruction:					
Salaries of Teachers	-	-	-	-	-
Other Salaries for Instruction	-	-	-	-	-
Purchased Professional-Educational Services	-	-	-	-	-
Purchased Technical Services	-	-	-	-	-
Other Purchased Services (400-500 series)	-	-	-	-	-
General Supplies	-	-	-	-	-
Textbooks	-	-	-	-	-
Other Objects	-	-	-	-	-
Total Home Instruction	-	-	-	-	-
Cognitive - Severe:					
Salaries of Teachers	-	-	-	-	-
Other Salaries for Instruction	-	-	-	-	-
Purchased Professional-Educational Services	-	-	-	-	-
Purchased Technical Services	-	-	-	-	-
Other Purchased Services (400-500 series)	-	-	-	-	-
General Supplies	-	-	-	-	-
Textbooks	-	-	-	-	-
Other Objects	-	-	-	-	-
Total Cognitive - Severe	-	-	-	-	-
TOTAL SPECIAL EDUCATION - INSTRUCTION	\$ 156,810	-	\$ 156,810	\$ 156,071	\$ 739

**PATERSON PUBLIC SCHOOLS
 BLENDED RESOURCE FUND 15
 SCHEDULE OF BLENDED EXPENDITURES-BUDGET AND ACTUAL
 FOR THE FISCAL YEAR ENDED JUNE 30, 2009**

<u>School: No. 14</u>	<u>Original Budget</u>	<u>Budget Transfers</u>	<u>Final Budget</u>	<u>Actual</u>	<u>Variance Final to Actual</u>
Basic Skills/Remedial - Instruction					
Salaries of Teachers	-	-	-	-	-
Other Salaries for Instruction	-	-	-	-	-
Purchased Professional-Educational Services	-	-	-	-	-
Purchased Technical Services	-	-	-	-	-
Other Purchased Services (400-500 series)	-	-	-	-	-
General Supplies	-	-	-	-	-
Textbooks	-	-	-	-	-
Other Objects	-	-	-	-	-
Total Basic Skills/Remedial - Instruction	-	-	-	-	-
Bilingual Education - Instruction					
Salaries of Teachers	\$ 75,858	-	\$ 75,858	\$ 68,758	\$ 7,100
Other Salaries for Instruction	-	-	-	-	-
Purchased Professional-Educational Services	-	-	-	-	-
Purchased Technical Services	-	-	-	-	-
Other Purchased Services (400-500 series)	100	-	100	-	100
General Supplies	2,560	-	2,560	2,537	23
Textbooks	100	-	100	-	100
Other Objects	-	-	-	-	-
Total Bilingual Education - Instruction	78,618	-	78,618	71,295	7,323
Vocational Programs - Local - Instruction					
Salaries of Teachers	-	-	-	-	-
Other Salaries for Instruction	-	-	-	-	-
Purchased Professional-Educational Services	-	-	-	-	-
Purchased Technical Services	-	-	-	-	-
Other Purchased Services (400-500 series)	-	-	-	-	-
General Supplies	-	-	-	-	-
Textbooks	-	-	-	-	-
Other Objects	-	-	-	-	-
Total Vocational Programs - Local - Instruction	-	-	-	-	-
School-Spon. Cocurricular Actvts. - Inst.					
Salaries	-	-	-	-	-
Purchased Services (300-500 series)	-	-	-	-	-
Supplies and Materials	-	-	-	-	-
Other Objects	-	-	-	-	-
Transfers to Cover Deficit (Agency Funds)	-	-	-	-	-
Total School-Spon. Cocurricular Actvts. - Inst.	-	-	-	-	-
School-Spon. Cocurricular Athletics - Inst.					
Salaries	-	-	-	-	-
Purchased Services (300-500 series)	-	-	-	-	-
Supplies and Materials	-	-	-	-	-
Other Objects	-	-	-	-	-
Transfers to Cover Deficit (Agency Funds)	-	-	-	-	-
Total School-Spon. Cocurricular Athletics - Inst.	-	-	-	-	-
Other Instructional Programs - Instruction					
Salaries	-	-	-	-	-
Purchased Services (300-500 series)	-	-	-	-	-
Supplies and Materials	-	-	-	-	-
Other Objects	-	-	-	-	-
Transfers to Cover Deficit (Agency Funds)	-	-	-	-	-
Total Other Instructional Programs - Instruction	-	-	-	-	-

**PATERSON PUBLIC SCHOOLS
 BLENDED RESOURCE FUND 15
 SCHEDULE OF BLENDED EXPENDITURES-BUDGET AND ACTUAL
 FOR THE FISCAL YEAR ENDED JUNE 30, 2009**

<u>School: No. 14</u>	Original Budget	Budget Transfers	Final Budget	Actual	Variance Final to Actual
Community Services Programs/Operations					
Salaries	-	-	-	-	-
Purchased Services (300-500 series)	-	-	-	-	-
Supplies and Materials	-	-	-	-	-
Other Objects	-	-	-	-	-
Transfers to Cover Deficit (Agency Funds)	-	-	-	-	-
Total Community Services/Operations	-	-	-	-	-
Total Instruction	\$ 1,506,293	\$ 18,990	\$ 1,525,283	\$ 1,510,311	\$ 14,972
Undistributed Expenditures - Instruction:					
Tuition to Other LEAs Within the State - Regular	-	-	-	-	-
Tuition to Other LEAs Within the Stat - Special	-	-	-	-	-
Tuition to County Voc. School Dist. - Regular	-	-	-	-	-
Tuition to County Voc. School Dist. - Special	-	-	-	-	-
Tuition to CSSD & Regional Day Schools	-	-	-	-	-
Tuition to Private Schools for the Disabled - Within State	-	-	-	-	-
Tuition to Private Schools for the Disabled & Oth LEAS - Spl, O/S	-	-	-	-	-
Tuition - State Facilities	-	-	-	-	-
Tuition - Other	-	-	-	-	-
Total Undistributed Expenditures - Instruction:	-	-	-	-	-
Undistributed Expend. - Attend. & Social Work					
Salaries	8,700	5	8,705	8,205	500
Purchased Professional and Technical Services	-	-	-	-	-
Other Purchased Services (400-500 series)	-	-	-	-	-
Supplies and Materials	400	-	400	-	400
Other Objects	-	-	-	-	-
Total Undistributed Expend. - Attend. & Social Work	9,100	5	9,105	8,205	900
Undistributed Expenditures - Health Services					
Salaries	53,212	-	53,212	52,712	500
Purchased Professional and Technical Services	-	-	-	-	-
Other Purchased Services (400-500 series)	-	-	-	-	-
Supplies and Materials	50	-	50	50	-
Other Objects	-	-	-	-	-
Total Undistributed Expenditures - Health Services	53,262	-	53,262	52,762	500
Undist. Expend. - Other Supp. Serv. Students - Related Serv.					
Salaries	-	-	-	-	-
Purchased Professional - Educational Services	-	-	-	-	-
Supplies and Materials	-	-	-	-	-
Other Objects	-	-	-	-	-
Total Undist. Expend. - Other Supp. Serv. Students - Related Serv.	-	-	-	-	-
Undist. Expend. - Other Supp. Serv. Students - Extra Serv.					
Salaries	-	-	-	-	-
Purchased Professional - Educational Services	-	-	-	-	-
Supplies and Materials	-	-	-	-	-
Other Objects	-	-	-	-	-
Total Undist. Expend. - Other Supp. Serv. Students - Extra Serv.	-	-	-	-	-
Undist. Expend. - Other Supp. Serv. Students-Reg.					
Salaries	54,148	-	54,148	53,830	318
Salaries of Secretarial and Clerical Assistants	-	-	-	-	-
Other Salaries	-	-	-	-	-
Purchased Professional - Educational Services	-	-	-	-	-
Other Purchased Prof. and Tech. Services	-	-	-	-	-
Other Purchased Services (400-500 series)	-	-	-	-	-
Supplies and Materials	300	-	300	298	2
Other Objects	-	-	-	-	-
Total Undist. Expend. - Other Supp. Serv. Students-Reg.	54,448	-	54,448	54,128	320

Continued

**PATERSON PUBLIC SCHOOLS
 BLENDED RESOURCE FUND 15
 SCHEDULE OF BLENDED EXPENDITURES-BUDGET AND ACTUAL
 FOR THE FISCAL YEAR ENDED JUNE 30, 2009**

<u>School: No. 14</u>	<u>Original Budget</u>	<u>Budget Transfers</u>	<u>Final Budget</u>	<u>Actual</u>	<u>Variance Final to Actual</u>
Undist. Expend. - Other Supp. Serv. Students -Spl.					
Salaries of Other Professional Staff	-	-	-	-	-
Salaries of Secretarial and Clerical Assistants	-	-	-	-	-
Other Salaries	-	-	-	-	-
Purchased Professional - Educational Services	-	-	-	-	-
Other Purchased Prof. and Tech. Services	-	-	-	-	-
Residential Costs	-	-	-	-	-
Mis. Pur. Serv.(400-500 series O/than Residential)	-	-	-	-	-
Supplies and Materials	-	-	-	-	-
Other Objects	-	-	-	-	-
Total Undist. Expend. - Other Supp. Serv. Students -Spl.	-	-	-	-	-
Undist. Expend. - Improvement of Inst. Serv.					
Salaries of Supervisor of Instruction	-	-	-	-	-
Salaries of Other Professional Staff	\$ 97,927	-	\$ 97,927	\$ 97,927	-
Salaries of Secr and Clerical Assist.	-	-	-	-	-
Other Salaries	-	-	-	-	-
Purchased Prof- Educational Services	-	-	-	-	-
Other Purch Prof. and Tech. Services	-	-	-	-	-
Other Purch Services (400-500)	-	-	-	-	-
Supplies and Materials	1,100	-	1,100	1,098	\$ 2
Other Objects	-	-	-	-	-
Total Undist. Expend. - Improvement of Inst. Serv.	99,027	-	99,027	99,025	2
Undist. Expend. - Edu. Media Serv./Sch. Library					
Salaries	156,131	-	156,131	155,631	500
Purchased Professional and Technical Services	-	-	-	-	-
Other Purchased Services (400-500 series)	600	\$ 179	779	599	180
Supplies and Materials	3,700	(700)	3,000	2,984	16
Other Objects	-	-	-	-	-
Total Undist. Expend. - Edu. Media Serv./Sch. Library	160,431	(521)	159,910	159,214	696
Undist. Expend. - Instructional Staff Training Serv.					
Salaries of Supervisors of Instruction	-	-	-	-	-
Salaries of Other Professional Staff	-	-	-	-	-
Salaries of Secretarial and Clerical Assist	-	-	-	-	-
Other Salaries	-	-	-	-	-
Purchased Professional - Educational Serv	-	-	-	-	-
Other Purchased Prof. and Tech. Services	-	-	-	-	-
Other Purchased Services (400-500 series)	-	700	700	-	700
Supplies and Materials	250	-	250	223	27
Other Objects	-	-	-	-	-
Total Undist. Expend. - Instructional Staff Training Serv.	250	700	950	223	727
Undist. Expend. - Supp. Serv. - General Admin.					
Salaries	-	-	-	-	-
Legal Services	-	-	-	-	-
Other Purchased Professional Services	-	-	-	-	-
Purchased Technical Services	-	-	-	-	-
Communications/Telephone	-	-	-	-	-
Other Purchased Services (400-500 series)	-	-	-	-	-
Supplies and Materials	-	-	-	-	-
Judgements Against The School District	-	-	-	-	-
Miscellaneous Expenditures	-	-	-	-	-
Total Undist. Expend. - Supp. Serv. - General Admin.	-	-	-	-	-

PATERSON PUBLIC SCHOOLS
BLENDED RESOURCE FUND 15
SCHEDULE OF BLENDED EXPENDITURES-BUDGET AND ACTUAL
FOR THE FISCAL YEAR ENDED JUNE 30, 2009

<u>School: No. 14</u>	Original Budget	Budget Transfers	Final Budget	Actual	Variance Final to Actual
Undist. Expend. - Support Serv. - School Admin.					
Salaries of Principals/Assistant Principals	\$ 112,260	\$ 900	\$ 113,160	\$ 113,160	-
Salaries of Other Professional Staff		-			-
Salaries of Secretarial and Clerical Assistants	42,669	-	42,669	33,335	\$ 9,334
Other Salaries		-			-
Purchased Professional and Technical Services		-			-
Other Purchased Services (400-500 series)		100	100		100
Supplies and Materials	3,250	(100)	3,150	3,068	82
Other Objects		-			-
Total Undist. Expend. - Support Serv. - School Admin.	158,179	900	159,079	149,563	9,516
Undist. Expend. - Allowable Maintenance for School Facilities					
Salaries	-	-	-	-	-
Cleaning, Repair, and Maintenance Services	-	-	-	-	-
General Supplies	-	-	-	-	-
Other Objects	-	-	-	-	-
Total Undist. Expend. - Allowable Maintenance for School Facilities	-	-	-	-	-
Undist. Expend. - Oth. Oper. & Maint. of Plant					
Salaries	50,283	(19,838)	30,445	30,445	-
Purchased Professional and Technical Services	-	-	-	-	-
Cleaning, Repair and Maintenance Services	-	-	-	-	-
Rental of land & Building Other than Lease Purchases	-	-	-	-	-
Other Purchased Property Services	-	-	-	-	-
Insurance	-	-	-	-	-
Miscellaneous Purchased Services	-	-	-	-	-
General Supplies	-	-	-	-	-
Energy (Energy and Electricity)	-	-	-	-	-
Other Objects	-	-	-	-	-
Total Undist. Expend. - Other Oper. & Maint. Of Plant	50,283	(19,838)	30,445	30,445	-
Total Undist. Expend. - Oper. & Maint. Of Plant	50,283	(19,838)	30,445	30,445	-
Undist. Expend. - Student Transportation Serv.					
Sal. For Pup. Trans. (Bet. Home and School) - Regular	-	-	-	-	-
Sal. For Pup. Trans. (Bet. Home and School) - Special	-	-	-	-	-
Sal. For Pup. Trans. (Other than Bet. Home and School)	-	-	-	-	-
Management Fees - ESC & CTSA Transportation Programs	-	-	-	-	-
Other Purchased Professional and Technical Services	-	-	-	-	-
Cleaning, Repair and Maintenance Services	-	-	-	-	-
Rental Payments - School Buses	-	-	-	-	-
Lease Purchase Payments - School Buses	-	-	-	-	-
Contract Services - (Between Home and School) - Vendors	-	-	-	-	-
Contr Serv (Oth. than Bet Home & Sch)-Vend	-	1,700	1,700	1,477	223
Contract Services - (Between Home and Sch) - Joint Agrmts	-	-	-	-	-
Contr Serv (Spl. Ed. Students) - Vendors	-	-	-	-	-
Contr Serv (Spl. Ed. Students) - Joint Agrmt	-	-	-	-	-
Contr Serv (Regular Students) - ESCs & CTSA	-	-	-	-	-
Contr Serv (Spl. Ed. Students) - ESCs & CTSA	-	-	-	-	-
Contr Serv. - Aid in Lieu Payments	-	-	-	-	-
Misc. Purchased Serv. - Transportation	-	-	-	-	-
Supplies and Materials	-	-	-	-	-
Miscellaneous Expenditures	-	-	-	-	-
Total Undist. Expend. - Student Transportation Serv.	-	1,700	1,700	1,477	223

Continued

**PATERSON PUBLIC SCHOOLS
 BLENDED RESOURCE FUND 15
 SCHEDULE OF BLENDED EXPENDITURES-BUDGET AND ACTUAL
 FOR THE FISCAL YEAR ENDED JUNE 30, 2009**

<u>School: No. 14</u>	Original Budget	Budget Transfers	Final Budget	Actual	Variance Final to Actual
Undist. Expend. - Business and Other Support Serv.					
Increase in Sale/Lease-back Reserve	-	-	-	-	-
Salaries	-	-	-	-	-
Purchased Professional Services	-	-	-	-	-
Purchased Technical Services	-	-	-	-	-
Other Purchased Services (400-500 series Oth Residential Costs)	-	-	-	-	-
Sale/Lease-back Payments	-	-	-	-	-
Supplies and Materials	-	-	-	-	-
Interest on Current Loan	-	-	-	-	-
Interest on Lease Purchase Agreements	-	-	-	-	-
Miscellaneous Expenditures	-	-	-	-	-
Total Undist. Expend. - Business and Other Support Serv.	-	-	-	-	-
UNALLOCATED BENEFITS					
Group Insurance	-	-	-	-	-
Social Security Contributions	\$ 44,865	-	\$ 44,865	\$ 18,432	\$ 26,433
T.P.A.F. Contributions - ERIP	-	-	-	-	-
Other Retirement Contributions - Regular	-	-	-	-	-
Other Retirement Contributions - ERIP	-	-	-	-	-
Unemployment Compensation	-	-	-	-	-
Workmen's Compensation	-	-	-	-	-
Health Benefits	406,199	-	406,199	369,377	36,822
Tuition Reimbursement	-	-	-	-	-
Other Employee Benefits	-	-	-	-	-
TOTAL UNALLOCATED BENEFITS	451,064	-	451,064	387,809	63,255
On-behalf TPAF pension Contributions (non-budgeted)	-	-	-	-	-
Reimbursed TPAF Social Security Contributions (non-budgeted)	-	-	-	-	-
TOTAL ON-BEHALF CONTRIBUTIONS	-	-	-	-	-
TOTAL PERSONAL SERVICES - EMPLOYEE BENEFITS	451,064	-	451,064	387,809	63,255
Undistributed Expenditures - Food Services					
Transfers to Cover Deficit (Enterprise Fund)	-	-	-	-	-
TOTAL UNDISTRIBUTED EXPENDITURES	1,036,044	\$ (17,054)	1,018,990	942,851	76,139
TOTAL SCHOOL BASED BUDGET CURRENT EXPENSE	2,542,337	1,936	2,544,273	2,453,162	91,111
CAPITAL OUTLAY					
Equipment					
Regular Program - Instruction:					
Kindergarten	-	-	-	-	-
Grades 1-5	-	-	-	-	-
Grades 6-8	-	-	-	-	-
Grades 9-12	-	-	-	-	-
Home Instruction	-	-	-	-	-
Special Education - Instruction:					
Cognitive - Mild	-	-	-	-	-
Cognitive - Moderate	-	-	-	-	-
Learning and/or Language Disabilities	-	-	-	-	-
Visual Impairments	-	-	-	-	-
Auditory Impairments	-	-	-	-	-
Behavioral Disabilities	-	-	-	-	-
Multiple Disabilities	-	-	-	-	-
Resource Room/Resource Center	-	-	-	-	-
Autism	-	-	-	-	-
Preschool Disabilities - Part-Time	-	-	-	-	-
Preschool Disabilities - Full-Time	-	-	-	-	-
Home Instruction	-	-	-	-	-
Cognitive - Severe	-	-	-	-	-

Continued

**PATERSON PUBLIC SCHOOLS
 BLENDED RESOURCE FUND 15
 SCHEDULE OF BLENDED EXPENDITURES-BUDGET AND ACTUAL
 FOR THE FISCAL YEAR ENDED JUNE 30, 2009**

<u>School: No. 14</u>	Original Budget	Budget Transfers	Final Budget	Actual	Variance Final to Actual
Basic Skills/Remedial - Instruction	-	-	-	-	-
Bilingual Education - Instruction	-	-	-	-	-
Vocational Programs - Local - Instruction	-	-	-	-	-
School-Sponsored and Other Instructional Program	-	-	-	-	-
Undistributed Expenditures - Instruction	-	-	-	-	-
Undist.Expend.-Support Serv.-Students - Reg.	-	-	-	-	-
Undist.Expend.-Support Serv. - Related & Extraordinary	-	-	-	-	-
Undist.Expend.-Support Serv.-Students - Special	-	-	-	-	-
Undist.Expend.-Support Serv. - Inst. Staff	-	-	-	-	-
Undistributed Expenditures - General Admin.	-	-	-	-	-
Undistributed Expenditures - School Admin.	-	-	-	-	-
Undistributed Expenditures - Operation of Plant Services	-	-	-	-	-
Undistributed Expenditures - Student Trans. - Non Inst. Equip	-	-	-	-	-
School Buses - Regular	-	-	-	-	-
School Buses - Special	-	-	-	-	-
Undistributed Expenditures - Business/Other Support Serv.	-	-	-	-	-
Undistributed Expenditures - Non Inst. Serv.	-	-	-	-	-
Special Schools (All Programs)	-	-	-	-	-
Total Equipment	-	-	-	-	-
Facilities Acquisition and Construction Services	-	-	-	-	-
Salaries	-	-	-	-	-
Legal Services	-	-	-	-	-
Other Purchased Prof. and Tech. Services	-	-	-	-	-
Construction Services	-	-	-	-	-
General Supplies	-	-	-	-	-
Land and Improvements	-	-	-	-	-
Lease Purchase Agreements - Principal	-	-	-	-	-
Buildings Other than Lease Purchase Agreement	-	-	-	-	-
Other Objects	-	-	-	-	-
Facilities Grant - Transfer to Special Revenue	-	-	-	-	-
Total Facilities Acquisition and Construction Services	-	-	-	-	-
Capital Reserve - Transfer to Capital Projects	-	-	-	-	-
Capital Reserve - Transfer to Debt Service	-	-	-	-	-
Assets Acquired Under Capital Leases (non-budgeted)	-	-	-	-	-
Undistributed Expenditures:	-	-	-	-	-
General Administration	-	-	-	-	-
School Administration	-	-	-	-	-
Assets Acquired Under Capital Leases (non-budgeted)	-	-	-	-	-
TOTAL CAPITAL OUTLAY	-	-	-	-	-
SPECIAL SCHOOLS	-	-	-	-	-
Summer School - Instruction	-	-	-	-	-
Salaries of Teachers	-	-	-	-	-
Other Salaries for Instruction	-	-	-	-	-
Purchased Professional and Technical Services	-	-	-	-	-
Other Purchased Services (400-500 series)	-	-	-	-	-
General Supplies	-	-	-	-	-
Textbooks	-	-	-	-	-
Other Objects	-	-	-	-	-
Total Summer School - Instruction	-	-	-	-	-

**PATERSON PUBLIC SCHOOLS
 BLENDED RESOURCE FUND 15
 SCHEDULE OF BLENDED EXPENDITURES-BUDGET AND ACTUAL
 FOR THE FISCAL YEAR ENDED JUNE 30, 2009**

<u>School: No. 14</u>	Original Budget	Budget Transfers	Final Budget	Actual	Variance Final to Actual
Summer School - Support Services					
Salaries	-	-	-	-	-
Personal Services - Employee Benefits	-	-	-	-	-
Purchased Professional and Technical Services	-	-	-	-	-
Other Purchased Services (400-500 series)	-	-	-	-	-
Supplies and Materials	-	-	-	-	-
Other Objects	-	-	-	-	-
Total Summer School - Support Services	-	-	-	-	-
Total Summer School	-	-	-	-	-
Other Special Schools - Instruction					
Salaries of Teachers	-	-	-	-	-
Other Salaries for Instruction	-	-	-	-	-
Purchased Professional and Technical Services	-	-	-	-	-
Other Purchased Services (400-500 series)	-	-	-	-	-
General Supplies	-	-	-	-	-
Textbooks	-	-	-	-	-
Other Objects	-	-	-	-	-
Total Other Special Schools - Instruction	-	-	-	-	-
Other Special Schools - Support Services					
Salaries	-	-	-	-	-
Personal Services - Employee Benefits	-	-	-	-	-
Purchased Professional and Technical Services	-	-	-	-	-
Other Purchased Services (400-500 series)	-	-	-	-	-
Supplies and Materials	-	-	-	-	-
Other Objects	-	-	-	-	-
Total Other Special Schools - Support Services	-	-	-	-	-
Total Other Special Schools	-	-	-	-	-
Accred. Even./Adult H.S./Post-Grad.-Inst.					
Salaries of Teachers	-	-	-	-	-
Other Salaries for Instruction	-	-	-	-	-
Purchased Professional and Technical Services	-	-	-	-	-
Other Purchased Services (400-500 series)	-	-	-	-	-
General Supplies	-	-	-	-	-
Textbooks	-	-	-	-	-
Other Objects	-	-	-	-	-
Total Accred. Even./Adult H.S./Post-Grad.-Inst.	-	-	-	-	-
Accred. Even./Adult H.S./Post-Grad.-Supp. Service					
Salaries	-	-	-	-	-
Personal Services - Employee Benefits	-	-	-	-	-
Purchased Professional and Technical Services	-	-	-	-	-
Other Purchased Services (400-500 series)	-	-	-	-	-
Supplies and Materials	-	-	-	-	-
Other Objects	-	-	-	-	-
Total Accred. Even./Adult H.S./Post-Grad.-Supp. Service	-	-	-	-	-
Total Accred. Even./Adult H.S./Post-Grad.	-	-	-	-	-
Adult Education-Local-Instruction					
Salaries of Teachers	-	-	-	-	-
Other Salaries for Instruction	-	-	-	-	-
Purchased Professional and Technical Services	-	-	-	-	-
Other Purchased Services (400-500 series)	-	-	-	-	-
General Supplies	-	-	-	-	-
Textbooks	-	-	-	-	-
Other Objects	-	-	-	-	-
Total Adult Education-Local-Instruction	-	-	-	-	-

PATERSON PUBLIC SCHOOLS
BLENDED RESOURCE FUND 15
SCHEDULE OF BLENDED EXPENDITURES-BUDGET AND ACTUAL
FOR THE FISCAL YEAR ENDED JUNE 30, 2009

<u>School: No. 14</u>	<u>Original Budget</u>	<u>Budget Transfers</u>	<u>Final Budget</u>	<u>Actual</u>	<u>Variance Final to Actual</u>
Adult Education-Local -Support Serv.					
Salaries	-	-	-	-	-
Personal Services - Employee Benefits	-	-	-	-	-
Purchased Professional and Technical Services	-	-	-	-	-
Other Purchased Services (400-500 series)	-	-	-	-	-
Supplies and Materials	-	-	-	-	-
Other Objects	-	-	-	-	-
Total Adult Education-Local -Support Serv.	-	-	-	-	-
Total Adult Education-Local	-	-	-	-	-
Vocational Evening-Local-Instruction					
Salaries of Teachers	-	-	-	-	-
Other Salaries for Instruction	-	-	-	-	-
Purchased Professional and Technical Services	-	-	-	-	-
Other Purchased Services (400-500 series)	-	-	-	-	-
General Supplies	-	-	-	-	-
Textbooks	-	-	-	-	-
Other Objects	-	-	-	-	-
Total Vocational Evening-Local-Instruction	-	-	-	-	-
Vocational Evening-Local-Support Serv.					
Salaries	-	-	-	-	-
Personal Services - Employee Benefits	-	-	-	-	-
Purchased Professional and Technical Services	-	-	-	-	-
Other Purchased Services (400-500 series)	-	-	-	-	-
Supplies and Materials	-	-	-	-	-
Other Objects	-	-	-	-	-
Total Vocational Evening-Local-Support Serv.	-	-	-	-	-
Total Vocational Evening-Local	-	-	-	-	-
Even.-Sch.-Foreign-Born-Local-Inst.					
Salaries of Teachers	-	-	-	-	-
Other Salaries for Instruction	-	-	-	-	-
Purchased Professional and Technical Services	-	-	-	-	-
Other Purchased Services (400-500 series)	-	-	-	-	-
General Supplies	-	-	-	-	-
Textbooks	-	-	-	-	-
Other Objects	-	-	-	-	-
Total Even.-Sch.-Foreign-Born-Local-Inst.	-	-	-	-	-
Even.-Sch.-Foreign-Born-Local-Sup. Serv.					
Salaries	-	-	-	-	-
Personal Services - Employee Benefits	-	-	-	-	-
Purchased Professional and Technical Services	-	-	-	-	-
Other Purchased Services (400-500 series)	-	-	-	-	-
Supplies and Materials	-	-	-	-	-
Other Objects	-	-	-	-	-
Total Even.-Sch.-Foreign-Born-Local-Sup. Serv.	-	-	-	-	-
Total Even.-Sch.-Foreign-Born-Local	-	-	-	-	-
TOTAL SPECIAL SCHOOLS	-	-	-	-	-
Transfer of Funds to Charter Schools	-	-	-	-	-
TOTAL SCHOOL BASED EXPENDITURES	\$ 2,542,337	\$ 1,936	\$ 2,544,273	\$ 2,453,162	\$ 91,111

Continued

**PATERSON PUBLIC SCHOOLS
 BLENDED RESOURCE FUND 15
 SCHEDULE OF BLENDED EXPENDITURES-BUDGET AND ACTUAL
 FOR THE FISCAL YEAR ENDED JUNE 30, 2009**

<u>School: No. 14</u>	<u>Original Budget</u>	<u>Budget Transfers</u>	<u>Final Budget</u>	<u>Actual</u>	<u>Variance Final to Actual</u>
Other Financing Sources:					
Operating Transfer In	\$ 2,542,337	\$ 1,936	\$ 2,544,273	\$ 2,453,162	\$ 91,111
Operating Transfer Out:					
Transfer to Food Service Fund - Board Contribution	-	-	-	-	-
Capital Leases (non-budgeted)	-	-	-	-	-
Total Other Financing Sources:	<u>2,542,337</u>	<u>1,936</u>	<u>2,544,273</u>	<u>2,453,162</u>	<u>91,111</u>
Excess (Deficiency) of Other Financing Sources Over (Under) Expenditures and Other Financing (Uses)	-	-	-	-	-
Fund Balance, July 1	-	-	-	-	-
Fund Balance, June 30	<u>\$ -</u>	<u>\$ -</u>	<u>\$ -</u>	<u>\$ -</u>	<u>\$ -</u>

PATERSON PUBLIC SCHOOLS
BLENDED RESOURCE FUND 15
SCHEDULE OF BLENDED EXPENDITURES-BUDGET AND ACTUAL
FOR THE FISCAL YEAR ENDED JUNE 30, 2009

<u>School: No.15</u>	<u>Original Budget</u>	<u>Budget Transfers</u>	<u>Final Budget</u>	<u>Actual</u>	<u>Variance Final to Actual</u>
REGULAR PROGRAMS - INSTRUCTION					
Regular Programs - Instruction					
Kindergarten - Salaries of Teachers	\$ 50,092	-	\$ 50,092	\$ 49,472	\$ 620
Grades 1-5 - Salaries of Teachers	1,489,284	\$ 55,068	1,544,352	1,540,952	3,400
Grades 6-8 - Salaries of Teachers	1,521,023	(38,175)	1,482,848	1,479,448	3,400
Grades 9-12 - Salaries of Teachers		-			-
Regular Programs - Home Instruction:					
Salaries of Teachers		-			-
Other Salaries for Instruction		-			-
Purchased Professional -Educational Services		-			-
Purchased Technical Services		-			-
Other Purchased Services (400-500 series)		-			-
General Supplies		-			-
Textbooks		-			-
Other Objects		-			-
Regular Programs - Undistributed Instruction					
Other Salaries for Instruction	62,634	(26,758)	35,876	30,495	5,381
Purchased Professional-Educational Services		-			-
Purchased Technical Services		-			-
Other Purchased Services (400-500 series)	500	-	500		500
General Supplies	179,730	-	179,730	132,061	47,669
Textbooks	20,000	(7,701)	12,299	11,403	896
Other Objects		5,789	5,789	722	5,067
TOTAL REGULAR PROGRAMS - INSTRUCTION	<u>3,323,263</u>	<u>(11,777)</u>	<u>3,311,486</u>	<u>3,244,553</u>	<u>66,933</u>
SPECIAL EDUCATION - INSTRUCTION					
Cognitive - Mild:					
Salaries of Teachers	-	-	-	-	-
Other Salaries for Instruction	-	-	-	-	-
Purchased Professional-Educational Services	-	-	-	-	-
Purchased Technical Services	-	-	-	-	-
Other Purchased Services (400-500 series)	-	-	-	-	-
General Supplies	-	-	-	-	-
Textbooks	-	-	-	-	-
Other Objects	-	-	-	-	-
Total Cognitive - Mild	<u>-</u>	<u>-</u>	<u>-</u>	<u>-</u>	<u>-</u>
Cognitive - Moderate:					
Salaries of Teachers	-	-	-	-	-
Other Salaries for Instruction	-	-	-	-	-
Purchased Professional-Educational Services	-	-	-	-	-
Purchased Technical Services	-	-	-	-	-
Other Purchased Services (400-500 series)	-	-	-	-	-
General Supplies	-	-	-	-	-
Textbooks	-	-	-	-	-
Other Objects	-	-	-	-	-
Total Cognitive - Moderate	<u>-</u>	<u>-</u>	<u>-</u>	<u>-</u>	<u>-</u>
Learning and/or Language Disabilities:					
Salaries of Teachers	107,567	42,032	149,599	149,599	-
Other Salaries for Instruction	99,547	-	99,547	95,491	4,056
Purchased Professional-Educational Services		-			-
Purchased Technical Services		-			-
Other Purchased Services (400-500 series)		-			-
General Supplies	4,000	-	4,000	1,954	2,046
Textbooks		-			-
Other Objects		-			-
Total Learning and/or Language Disabilities	<u>211,114</u>	<u>42,032</u>	<u>253,146</u>	<u>247,044</u>	<u>6,102</u>

Continued

**PATERSON PUBLIC SCHOOLS
 BLENDED RESOURCE FUND 15
 SCHEDULE OF BLENDED EXPENDITURES-BUDGET AND ACTUAL
 FOR THE FISCAL YEAR ENDED JUNE 30, 2009**

<u>School: No.15</u>	<u>Original Budget</u>	<u>Budget Transfers</u>	<u>Final Budget</u>	<u>Actual</u>	<u>Variance Final to Actual</u>
Visual Impairments:					
Salaries of Teachers	-	-	-	-	-
Other Salaries for Instruction	-	-	-	-	-
Purchased Professional-Educational Services	-	-	-	-	-
Purchased Technical Services	-	-	-	-	-
Other Purchased Services (400-500 series)	-	-	-	-	-
General Supplies	-	-	-	-	-
Textbooks	-	-	-	-	-
Other Objects	-	-	-	-	-
Total Visual Impairments	-	-	-	-	-
Auditory Impairments:					
Salaries of Teachers	-	-	-	-	-
Other Salaries for Instruction	-	-	-	-	-
Purchased Professional-Educational Services	-	-	-	-	-
Purchased Technical Services	-	-	-	-	-
Other Purchased Services (400-500 series)	-	-	-	-	-
General Supplies	-	-	-	-	-
Textbooks	-	-	-	-	-
Other Objects	-	-	-	-	-
Total Auditory Impairments	-	-	-	-	-
Behavioral Disabilities:					
Salaries of Teachers	\$ 96,431	\$ (48,323)	\$ 48,108	\$ 1,000	\$ 47,108
Other Salaries for Instruction	-	-	-	-	-
Purchased Professional-Educational Services	-	-	-	-	-
Purchased Technical Services	-	-	-	-	-
Other Purchased Services (400-500 series)	-	-	-	-	-
General Supplies	500	-	500	-	500
Textbooks	-	-	-	-	-
Other Objects	-	-	-	-	-
Total Behavioral Disabilities	96,931	(48,323)	48,608	1,000	47,608
Multiple Disabilities:					
Salaries of Teachers	-	-	-	-	-
Other Salaries for Instruction	-	-	-	-	-
Purchased Professional-Educational Services	-	-	-	-	-
Purchased Technical Services	-	-	-	-	-
Other Purchased Services (400-500 series)	-	-	-	-	-
General Supplies	-	-	-	-	-
Textbooks	-	-	-	-	-
Other Objects	-	-	-	-	-
Total Multiple Disabilities	-	-	-	-	-
Resource Room/Resource Center:					
Salaries of Teachers	578,311	17,712	596,023	519,194	76,829
Other Salaries for Instruction	-	-	-	-	-
Purchased Professional-Educational Services	-	-	-	-	-
Purchased Technical Services	-	-	-	-	-
Other Purchased Services (400-500 series)	-	-	-	-	-
General Supplies	3,000	-	3,000	2,124	876
Textbooks	-	-	-	-	-
Other Objects	-	-	-	-	-
Total Resource Room/Resource Center	581,311	17,712	599,023	521,318	77,705

Continued

**PATERSON PUBLIC SCHOOLS
 BLENDED RESOURCE FUND 15
 SCHEDULE OF BLENDED EXPENDITURES-BUDGET AND ACTUAL
 FOR THE FISCAL YEAR ENDED JUNE 30, 2009**

<u>School: No.15</u>	<u>Original Budget</u>	<u>Budget Transfers</u>	<u>Final Budget</u>	<u>Actual</u>	<u>Variance Final to Actual</u>
Autism:					
Salaries of Teachers	-	-	-	-	-
Other Salaries for Instruction	-	-	-	-	-
Purchased Professional-Educational Services	-	-	-	-	-
Purchased Technical Services	-	-	-	-	-
Other Purchased Services (400-500 series)	-	-	-	-	-
General Supplies	-	-	-	-	-
Textbooks	-	-	-	-	-
Other Objects	-	-	-	-	-
Total Autism	-	-	-	-	-
Preschool Disabilities - Part-Time:					
Salaries of Teachers	-	-	-	-	-
Other Salaries for Instruction	-	-	-	-	-
Purchased Professional-Educational Services	-	-	-	-	-
Purchased Technical Services	-	-	-	-	-
Other Purchased Services (400-500 series)	-	-	-	-	-
General Supplies	-	-	-	-	-
Textbooks	-	-	-	-	-
Other Objects	-	-	-	-	-
Total Preschool Disabilities - Part-Time	-	-	-	-	-
Preschool Disabilities - Full-Time:					
Salaries of Teachers	-	-	-	-	-
Other Salaries for Instruction	-	-	-	-	-
Purchased Professional-Educational Services	-	-	-	-	-
Purchased Technical Services	-	-	-	-	-
Other Purchased Services (400-500 series)	-	-	-	-	-
General Supplies	-	-	-	-	-
Textbooks	-	-	-	-	-
Other Objects	-	-	-	-	-
Total Preschool Disabilities - Full-Time:	-	-	-	-	-
Home Instruction:					
Salaries of Teachers	-	-	-	-	-
Other Salaries for Instruction	-	-	-	-	-
Purchased Professional-Educational Services	-	-	-	-	-
Purchased Technical Services	-	-	-	-	-
Other Purchased Services (400-500 series)	-	-	-	-	-
General Supplies	-	-	-	-	-
Textbooks	-	-	-	-	-
Other Objects	-	-	-	-	-
Total Home Instruction	-	-	-	-	-
Cognitive - Severe:					
Salaries of Teachers	-	-	-	-	-
Other Salaries for Instruction	-	-	-	-	-
Purchased Professional-Educational Services	-	-	-	-	-
Purchased Technical Services	-	-	-	-	-
Other Purchased Services (400-500 series)	-	-	-	-	-
General Supplies	-	-	-	-	-
Textbooks	-	-	-	-	-
Other Objects	-	-	-	-	-
Total Cognitive - Severe	-	-	-	-	-
TOTAL SPECIAL EDUCATION - INSTRUCTION	\$ 889,356	\$ 11,421	\$ 900,777	\$ 769,362	\$ 131,415

**PATERSON PUBLIC SCHOOLS
 BLENDED RESOURCE FUND 15
 SCHEDULE OF BLENDED EXPENDITURES-BUDGET AND ACTUAL
 FOR THE FISCAL YEAR ENDED JUNE 30, 2009**

<u>School: No.15</u>	<u>Original Budget</u>	<u>Budget Transfers</u>	<u>Final Budget</u>	<u>Actual</u>	<u>Variance Final to Actual</u>
Basic Skills/Remedial - Instruction					
Salaries of Teachers	-	-	-	-	-
Other Salaries for Instruction	-	-	-	-	-
Purchased Professional-Educational Services	-	-	-	-	-
Purchased Technical Services	-	-	-	-	-
Other Purchased Services (400-500 series)	-	-	-	-	-
General Supplies	-	-	-	-	-
Textbooks	-	-	-	-	-
Other Objects	-	-	-	-	-
Total Basic Skills/Remedial - Instruction	-	-	-	-	-
Bilingual Education - Instruction					
Salaries of Teachers	\$ 937,314	-	\$ 937,314	\$ 934,031	\$ 3,283
Other Salaries for Instruction	207,787	-	207,787	204,879	2,908
Purchased Professional-Educational Services	-	-	-	-	-
Purchased Technical Services	-	-	-	-	-
Other Purchased Services (400-500 series)	-	-	-	-	-
General Supplies	20,000	-	20,000	5,364	14,636
Textbooks	5,000	-	5,000	-	5,000
Other Objects	-	-	-	-	-
Total Bilingual Education - Instruction	1,170,101	-	1,170,101	1,144,274	25,827
Vocational Programs - Local - Instruction					
Salaries of Teachers	-	-	-	-	-
Other Salaries for Instruction	-	-	-	-	-
Purchased Professional-Educational Services	-	-	-	-	-
Purchased Technical Services	-	-	-	-	-
Other Purchased Services (400-500 series)	-	-	-	-	-
General Supplies	-	-	-	-	-
Textbooks	-	-	-	-	-
Other Objects	-	-	-	-	-
Total Vocational Programs - Local - Instruction	-	-	-	-	-
School-Spon. Cocurricular Actvts. - Inst.					
Salaries	-	-	-	-	-
Purchased Services (300-500 series)	-	-	-	-	-
Supplies and Materials	-	-	-	-	-
Other Objects	-	-	-	-	-
Transfers to Cover Deficit (Agency Funds)	-	-	-	-	-
Total School-Spon. Cocurricular Actvts. - Inst.	-	-	-	-	-
School-Spon. Cocurricular Athletics - Inst.					
Salaries	-	-	-	-	-
Purchased Services (300-500 series)	-	-	-	-	-
Supplies and Materials	-	-	-	-	-
Other Objects	-	-	-	-	-
Transfers to Cover Deficit (Agency Funds)	-	-	-	-	-
Total School-Spon. Cocurricular Athletics - Inst.	-	-	-	-	-
Other Instructional Programs - Instruction					
Salaries	-	-	-	-	-
Purchased Services (300-500 series)	-	-	-	-	-
Supplies and Materials	-	-	-	-	-
Other Objects	-	-	-	-	-
Transfers to Cover Deficit (Agency Funds)	-	-	-	-	-
Total Other Instructional Programs - Instruction	-	-	-	-	-

Continued

**PATERSON PUBLIC SCHOOLS
BLENDED RESOURCE FUND 15
SCHEDULE OF BLENDED EXPENDITURES-BUDGET AND ACTUAL
FOR THE FISCAL YEAR ENDED JUNE 30, 2009**

<u>School: No.15</u>	<u>Original Budget</u>	<u>Budget Transfers</u>	<u>Final Budget</u>	<u>Actual</u>	<u>Variance Final to Actual</u>
Community Services Programs/Operations					
Salaries	-	-	-	-	-
Purchased Services (300-500 series)	-	-	-	-	-
Supplies and Materials	-	-	-	-	-
Other Objects	-	-	-	-	-
Transfers to Cover Deficit (Agency Funds)	-	-	-	-	-
Total Community Services/Operations	-	-	-	-	-
Total Instruction	<u>\$ 5,382,720</u>	<u>\$ (356)</u>	<u>\$ 5,382,364</u>	<u>\$ 5,158,189</u>	<u>\$ 224,175</u>
Undistributed Expenditures - Instruction:					
Tuition to Other LEAs Within the State - Regular	-	-	-	-	-
Tuition to Other LEAs Within the Stat - Special	-	-	-	-	-
Tuition to County Voc. School Dist. - Regular	-	-	-	-	-
Tuition to County Voc. School Dist. - Special	-	-	-	-	-
Tuition to CSSD & Regional Day Schools	-	-	-	-	-
Tuition to Private Schools for the Disabled - Within State	-	-	-	-	-
Tuition to Private Schools for the Disabled & Oth LEAS - Spl, O/S	-	-	-	-	-
Tuition - State Facilities	-	-	-	-	-
Tuition - Other	-	-	-	-	-
Total Undistributed Expenditures - Instruction:	-	-	-	-	-
Undistributed Expend. - Attend. & Social Work					
Salaries	97,270	687	97,957	87,695	10,262
Purchased Professional and Technical Services	-	-	-	-	-
Other Purchased Services (400-500 series)	-	500	500	405	95
Supplies and Materials	900	(500)	400	-	400
Other Objects	-	-	-	-	-
Total Undistributed Expend. - Attend. & Social Work	<u>98,170</u>	<u>687</u>	<u>98,857</u>	<u>88,100</u>	<u>10,757</u>
Undistributed Expenditures - Health Services					
Salaries	76,910	(20,000)	56,910	49,949	6,961
Purchased Professional and Technical Services	-	-	-	-	-
Other Purchased Services (400-500 series)	-	-	-	-	-
Supplies and Materials	200	-	200	-	200
Other Objects	-	-	-	-	-
Total Undistributed Expenditures - Health Services	<u>77,110</u>	<u>(20,000)</u>	<u>57,110</u>	<u>49,949</u>	<u>7,161</u>
Undist. Expend. - Other Supp. Serv. Students - Related Serv.					
Salaries	-	-	-	-	-
Purchased Professional - Educational Services	-	-	-	-	-
Supplies and Materials	-	-	-	-	-
Other Objects	-	-	-	-	-
Total Undist. Expend. - Other Supp. Serv. Students - Related Serv.	-	-	-	-	-
Undist. Expend. - Other Supp. Serv. Students - Extra Serv.					
Salaries	-	-	-	-	-
Purchased Professional - Educational Services	-	-	-	-	-
Supplies and Materials	-	-	-	-	-
Other Objects	-	-	-	-	-
Total Undist. Expend. - Other Supp. Serv. Students - Extra Serv.	-	-	-	-	-
Undist. Expend. - Other Supp. Serv. Students-Reg.					
Salaries	155,611	1,500	157,111	157,111	-
Salaries of Secretarial and Clerical Assistants	-	-	-	-	-
Other Salaries	-	-	-	-	-
Purchased Professional - Educational Services	-	-	-	-	-
Other Purchased Prof. and Tech. Services	-	-	-	-	-
Other Purchased Services (400-500 series)	-	-	-	-	-
Supplies and Materials	1,500	-	1,500	-	1,500
Other Objects	-	-	-	-	-
Total Undist. Expend. - Other Supp. Serv. Students-Reg.	<u>157,111</u>	<u>1,500</u>	<u>158,611</u>	<u>157,111</u>	<u>1,500</u>

Continued

**PATERSON PUBLIC SCHOOLS
 BLENDED RESOURCE FUND 15
 SCHEDULE OF BLENDED EXPENDITURES-BUDGET AND ACTUAL
 FOR THE FISCAL YEAR ENDED JUNE 30, 2009**

<u>School: No.15</u>	Original Budget	Budget Transfers	Final Budget	Actual	Variance Final to Actual
Undist. Expend. - Other Supp. Serv. Students -Spl.					
Salaries of Other Professional Staff	-	-	-	-	-
Salaries of Secretarial and Clerical Assistants	-	-	-	-	-
Other Salaries	-	-	-	-	-
Purchased Professional - Educational Services	-	-	-	-	-
Other Purchased Prof. and Tech. Services	-	-	-	-	-
Residential Costs	-	-	-	-	-
Mis. Pur. Serv.(400-500 series O/than Residential)	-	-	-	-	-
Supplies and Materials	-	-	-	-	-
Other Objects	-	-	-	-	-
Total Undist. Expend. - Other Supp. Serv. Students -Spl.	-	-	-	-	-
Undist. Expend. - Improvement of Inst. Serv.					
Salaries of Supervisor of Instruction	-	-	-	-	-
Salaries of Other Professional Staff	\$ 98,343	-	\$ 98,343	\$ 95,943	\$ 2,400
Salaries of Secr and Clerical Assist.	-	-	-	-	-
Other Salaries	-	-	-	-	-
Purchased Prof- Educational Services	-	-	-	-	-
Other Purch Prof. and Tech. Services	-	-	-	-	-
Other Purch Services (400-500)	-	-	-	-	-
Supplies and Materials	2,000	-	2,000	876	1,124
Other Objects	-	-	-	-	-
Total Undist. Expend. - Improvement of Inst. Serv.	100,343	-	100,343	96,819	3,524
Undist. Expend. - Edu. Media Serv./Sch. Library					
Salaries	148,951	\$ 29,679	178,630	178,630	-
Purchased Professional and Technical Services	-	-	-	-	-
Other Purchased Services (400-500 series)	4,000	-	4,000	599	3,401
Supplies and Materials	40,000	(6,828)	33,172	24,099	9,073
Other Objects	-	-	-	-	-
Total Undist. Expend. - Edu. Media Serv./Sch. Library	192,951	22,851	215,802	203,328	12,474
Undist. Expend. - Instructional Staff Training Serv.					
Salaries of Supervisors of Instruction	-	-	-	-	-
Salaries of Other Professional Staff	-	-	-	-	-
Salaries of Secretarial and Clerical Assist	-	-	-	-	-
Other Salaries	-	-	-	-	-
Purchased Professional - Educational Serv	4,000	-	4,000	-	4,000
Other Purchased Prof. and Tech. Services	-	-	-	-	-
Other Purchased Services (400-500 series)	-	-	-	-	-
Supplies and Materials	450	-	450	-	450
Other Objects	-	-	-	-	-
Total Undist. Expend. - Instructional Staff Training Serv.	4,450	-	4,450	-	4,450
Undist. Expend. - Supp. Serv. - General Admin.					
Salaries	-	-	-	-	-
Legal Services	-	-	-	-	-
Other Purchased Professional Services	-	-	-	-	-
Purchased Technical Services	-	-	-	-	-
Communications/Telephone	-	-	-	-	-
Other Purchased Services (400-500 series)	-	-	-	-	-
Supplies and Materials	-	-	-	-	-
Judgements Against The School District	-	-	-	-	-
Miscellaneous Expenditures	-	-	-	-	-
Total Undist. Expend. - Supp. Serv. - General Admin.	-	-	-	-	-

**PATERSON PUBLIC SCHOOLS
BLENDED RESOURCE FUND 15
SCHEDULE OF BLENDED EXPENDITURES-BUDGET AND ACTUAL
FOR THE FISCAL YEAR ENDED JUNE 30, 2009**

<u>School: No.15</u>	<u>Original Budget</u>	<u>Budget Transfers</u>	<u>Final Budget</u>	<u>Actual</u>	<u>Variance Final to Actual</u>
Undist. Expend. - Support Serv. - School Admin.					
Salaries of Principals/Assistant Principals	\$ 254,565	\$ 19,935	\$ 274,500	\$ 274,500	-
Salaries of Other Professional Staff		-			-
Salaries of Secretarial and Clerical Assistants	78,467	-	78,467	77,564	\$ 903
Other Salaries		-			-
Purchased Professional and Technical Services	500	-	500		500
Other Purchased Services (400-500 series)		500	500		500
Supplies and Materials	2,000	6,828	8,828	8,825	3
Other Objects	5,000	(500)	4,500	3,662	838
Total Undist. Expend. - Support Serv. - School Admin.	340,532	26,763	367,295	364,551	2,744
Undist. Expend. -Allowable Maintenance for School Facilities					
Salaries	-	-	-	-	-
Cleaning, Repair, and Maintenance Services	-	-	-	-	-
General Supplies	-	-	-	-	-
Other Objects	-	-	-	-	-
Total Undist. Expend. -Allowable Maintenance for School Facilities	-	-	-	-	-
Undist. Expend. - Oth. Oper. & Maint. of Plant					
Salaries	51,011	-	51,011	51,011	-
Purchased Professional and Technical Services		-			-
Cleaning, Repair and Maintenance Services		-			-
Rental of land & Building Other than Lease Purchases		-			-
Other Purchased Property Services		-			-
Insurance		-			-
Miscellaneous Purchased Services		-			-
General Supplies	500	-	500	356	144
Energy (Energy and Electricity)	-	-	-	-	-
Other Objects	-	-	-	-	-
Total Undist. Expend. - Other Oper. & Maint. Of Plant	51,511	-	51,511	51,367	144
Total Undist. Expend. - Oper. & Maint. Of Plant	51,511	-	51,511	51,367	144
Undist. Expend. - Student Transportation Serv.					
Sal. For Pup.Trans. (Bet. Home and School) - Regular	-	-	-	-	-
Sal. For Pup.Trans. (Bet. Home and School) - Special	-	-	-	-	-
Sal. For Pup. Trans. (Other than Bet. Home and School)	-	-	-	-	-
Management Fees - ESC & CTSA Transportation Programs	-	-	-	-	-
Other Purchased Professional and Technical Services	-	-	-	-	-
Cleaning, Repair and Maintenance Services	-	-	-	-	-
Rental Payments - School Buses	-	-	-	-	-
Lease Purchase Payments - School Buses	-	-	-	-	-
Contract Services - (Between Home and School) - Vendors	-	-	-	-	-
Contr Serv (Oth. than Bet Home & Sch)-Vend	-	3,375	3,375	2,591	784
Contract Services - (Between Home and Sch) - Joint Agrmts	-	-	-	-	-
Contr Serv (Spl. Ed. Students) - Vendors	-	-	-	-	-
Contr Serv (Spl. Ed. Students) - Joint Agrmt	-	-	-	-	-
Contr Serv (Regular Students) - ESCs & CTSA	-	-	-	-	-
Contr Serv (Spl. Ed. Students) - ESCs & CTSA	-	-	-	-	-
Contr Serv. - Aid in Lieu Payments	-	-	-	-	-
Misc. Purchased Serv. - Transportation	-	-	-	-	-
Supplies and Materials	-	-	-	-	-
Miscellaneous Expenditures	-	-	-	-	-
Total Undist. Expend. - Student Transportation Serv.	-	3,375	3,375	2,591	784

Continued

**PATERSON PUBLIC SCHOOLS
BLENDED RESOURCE FUND 15
SCHEDULE OF BLENDED EXPENDITURES-BUDGET AND ACTUAL
FOR THE FISCAL YEAR ENDED JUNE 30, 2009**

<u>School: No.15</u>	<u>Original Budget</u>	<u>Budget Transfers</u>	<u>Final Budget</u>	<u>Actual</u>	<u>Variance Final to Actual</u>
Undist. Expend. - Business and Other Support Serv.					
Increase in Sale/Lease-back Reserve	-	-	-	-	-
Salaries	-	-	-	-	-
Purchased Professional Services	-	-	-	-	-
Purchased Technical Services	-	-	-	-	-
Other Purchased Services (400-500 series Oth Residential Costs)	-	-	-	-	-
Sale/Lease-back Payments	-	-	-	-	-
Supplies and Materials	-	-	-	-	-
Interest on Current Loan	-	-	-	-	-
Interest on Lease Purchase Agreements	-	-	-	-	-
Miscellaneous Expenditures	-	-	-	-	-
Total Undist. Expend. - Business and Other Support Serv.	-	-	-	-	-
UNALLOCATED BENEFITS					
Group Insurance	-	-	-	-	-
Social Security Contributions	\$ 95,526	-	\$ 95,526	\$ 71,370	\$ 24,156
T.P.A.F. Contributions - ERIP	-	-	-	-	-
Other Retirement Contributions - Regular	-	-	-	-	-
Other Retirement Contributions - ERIP	-	-	-	-	-
Unemployment Compensation	-	-	-	-	-
Workmen's Compensation	-	-	-	-	-
Health Benefits	1,130,600	\$ (111,220)	1,019,380	947,215	72,165
Tuition Reimbursement	-	-	-	-	-
Other Employee Benefits	-	-	-	-	-
TOTAL UNALLOCATED BENEFITS	1,226,126	(111,220)	1,114,906	1,018,585	96,321
On-behalf TPAF pension Contributions (non-budgeted)	-	-	-	-	-
Reimbursed TPAF Social Security Contributions (non-budgeted)	-	-	-	-	-
TOTAL ON-BEHALF CONTRIBUTIONS	-	-	-	-	-
TOTAL PERSONAL SERVICES - EMPLOYEE BENEFITS	1,226,126	(111,220)	1,114,906	1,018,585	96,321
Undistributed Expenditures - Food Services					
Transfers to Cover Deficit (Enterprise Fund)	-	-	-	-	-
TOTAL UNDISTRIBUTED EXPENDITURES	2,248,304	(76,044)	2,172,260	2,032,401	139,859
TOTAL SCHOOL BASED BUDGET CURRENT EXPENSE	7,631,024	(76,400)	7,554,624	7,190,590	364,034
CAPITAL OUTLAY					
Equipment					
Regular Program - Instruction:					
Kindergarten	-	-	-	-	-
Grades 1-5	-	-	-	-	-
Grades 6-8	-	-	-	-	-
Grades 9-12	-	-	-	-	-
Home Instruction	-	-	-	-	-
Special Education - Instruction:					
Cognitive - Mild	-	-	-	-	-
Cognitive - Moderate	-	-	-	-	-
Learning and/or Language Disabilities	-	-	-	-	-
Visual Impairments	-	-	-	-	-
Auditory Impairments	-	-	-	-	-
Behavioral Disabilities	-	-	-	-	-
Multiple Disabilities	-	-	-	-	-
Resource Room/Resource Center	-	-	-	-	-
Autism	-	-	-	-	-
Preschool Disabilities - Part-Time	-	-	-	-	-
Preschool Disabilities - Full-Time	-	-	-	-	-
Home Instruction	-	-	-	-	-
Cognitive - Severe	-	-	-	-	-

Continued

**PATERSON PUBLIC SCHOOLS
 BLENDED RESOURCE FUND 15
 SCHEDULE OF BLENDED EXPENDITURES-BUDGET AND ACTUAL
 FOR THE FISCAL YEAR ENDED JUNE 30, 2009**

<u>School: No.15</u>	Original Budget	Budget Transfers	Final Budget	Actual	Variance Final to Actual
Basic Skills/Remedial - Instruction	-	-	-	-	-
Bilingual Education - Instruction	-	-	-	-	-
Vocational Programs - Local - Instruction	-	-	-	-	-
School-Sponsored and Other Instructional Program	-	-	-	-	-
Undistributed Expenditures - Instruction	-	-	-	-	-
Undist.Expend.-Support Serv.-Students - Reg.	-	-	-	-	-
Undist.Expend.-Support Serv. - Related & Extraordinary	-	-	-	-	-
Undist.Expend.-Support Serv.-Students - Special	-	-	-	-	-
Undist.Expend.-Support Serv. - Inst. Staff	-	-	-	-	-
Undistributed Expenditures - General Admin.	-	-	-	-	-
Undistributed Expenditures - School Admin.	-	-	-	-	-
Undistributed Expenditures - Operation of Plant Services	-	-	-	-	-
Undistributed Expenditures - Student Trans. - Non Inst. Equip	-	-	-	-	-
School Buses - Regular	-	-	-	-	-
School Buses - Special	-	-	-	-	-
Undistributed Expenditures - Business/Other Support Serv.	-	-	-	-	-
Undistributed Expenditures - Non Inst. Serv.	-	-	-	-	-
Special Schools (All Programs)	-	-	-	-	-
Total Equipment	-	-	-	-	-
Facilities Acquisition and Construction Services	-	-	-	-	-
Salaries	-	-	-	-	-
Legal Services	-	-	-	-	-
Other Purchased Prof. and Tech. Services	-	-	-	-	-
Construction Services	-	-	-	-	-
General Supplies	-	-	-	-	-
Land and Improvements	-	-	-	-	-
Lease Purchase Agreements - Principal	-	-	-	-	-
Buildings Other than Lease Purchase Agreement	-	-	-	-	-
Other Objects	-	-	-	-	-
Facilities Grant - Transfer to Special Revenue	-	-	-	-	-
Total Facilities Acquisition and Construction Services	-	-	-	-	-
Capital Reserve - Transfer to Capital Projects	-	-	-	-	-
Capital Reserve - Transfer to Debt Service	-	-	-	-	-
Assets Acquired Under Capital Leases (non-budgeted)	-	-	-	-	-
Undistributed Expenditures:	-	-	-	-	-
General Administration	-	-	-	-	-
School Administration	-	-	-	-	-
Assets Acquired Under Capital Leases (non-budgeted)	-	-	-	-	-
TOTAL CAPITAL OUTLAY	-	-	-	-	-
SPECIAL SCHOOLS	-	-	-	-	-
Summer School - Instruction	-	-	-	-	-
Salaries of Teachers	-	-	-	-	-
Other Salaries for Instruction	-	-	-	-	-
Purchased Professional and Technical Services	-	-	-	-	-
Other Purchased Services (400-500 series)	-	-	-	-	-
General Supplies	-	-	-	-	-
Textbooks	-	-	-	-	-
Other Objects	-	-	-	-	-
Total Summer School - Instruction	-	-	-	-	-

**PATERSON PUBLIC SCHOOLS
 BLENDED RESOURCE FUND 15
 SCHEDULE OF BLENDED EXPENDITURES-BUDGET AND ACTUAL
 FOR THE FISCAL YEAR ENDED JUNE 30, 2009**

<u>School: No.15</u>	<u>Original Budget</u>	<u>Budget Transfers</u>	<u>Final Budget</u>	<u>Actual</u>	<u>Variance Final to Actual</u>
Summer School - Support Services					
Salaries	-	-	-	-	-
Personal Services - Employee Benefits	-	-	-	-	-
Purchased Professional and Technical Services	-	-	-	-	-
Other Purchased Services (400-500 series)	-	-	-	-	-
Supplies and Materials	-	-	-	-	-
Other Objects	-	-	-	-	-
Total Summer School - Support Services	<u>-</u>	<u>-</u>	<u>-</u>	<u>-</u>	<u>-</u>
Total Summer School	<u>-</u>	<u>-</u>	<u>-</u>	<u>-</u>	<u>-</u>
Other Special Schools - Instruction					
Salaries of Teachers	-	-	-	-	-
Other Salaries for Instruction	-	-	-	-	-
Purchased Professional and Technical Services	-	-	-	-	-
Other Purchased Services (400-500 series)	-	-	-	-	-
General Supplies	-	-	-	-	-
Textbooks	-	-	-	-	-
Other Objects	-	-	-	-	-
Total Other Special Schools - Instruction	<u>-</u>	<u>-</u>	<u>-</u>	<u>-</u>	<u>-</u>
Other Special Schools - Support Services					
Salaries	-	-	-	-	-
Personal Services - Employee Benefits	-	-	-	-	-
Purchased Professional and Technical Services	-	-	-	-	-
Other Purchased Services (400-500 series)	-	-	-	-	-
Supplies and Materials	-	-	-	-	-
Other Objects	-	-	-	-	-
Total Other Special Schools - Support Services	<u>-</u>	<u>-</u>	<u>-</u>	<u>-</u>	<u>-</u>
Total Other Special Schools	<u>-</u>	<u>-</u>	<u>-</u>	<u>-</u>	<u>-</u>
Accred. Even./Adult H.S./Post-Grad.-Inst.					
Salaries of Teachers	-	-	-	-	-
Other Salaries for Instruction	-	-	-	-	-
Purchased Professional and Technical Services	-	-	-	-	-
Other Purchased Services (400-500 series)	-	-	-	-	-
General Supplies	-	-	-	-	-
Textbooks	-	-	-	-	-
Other Objects	-	-	-	-	-
Total Accred. Even./Adult H.S./Post-Grad.-Inst.	<u>-</u>	<u>-</u>	<u>-</u>	<u>-</u>	<u>-</u>
Accred. Even./Adult H.S./Post-Grad.-Supp. Service					
Salaries	-	-	-	-	-
Personal Services - Employee Benefits	-	-	-	-	-
Purchased Professional and Technical Services	-	-	-	-	-
Other Purchased Services (400-500 series)	-	-	-	-	-
Supplies and Materials	-	-	-	-	-
Other Objects	-	-	-	-	-
Total Accred. Even./Adult H.S./Post-Grad.-Supp. Service	<u>-</u>	<u>-</u>	<u>-</u>	<u>-</u>	<u>-</u>
Total Accred. Even./Adult H.S./Post-Grad.	<u>-</u>	<u>-</u>	<u>-</u>	<u>-</u>	<u>-</u>
Adult Education-Local-Instruction					
Salaries of Teachers	-	-	-	-	-
Other Salaries for Instruction	-	-	-	-	-
Purchased Professional and Technical Services	-	-	-	-	-
Other Purchased Services (400-500 series)	-	-	-	-	-
General Supplies	-	-	-	-	-
Textbooks	-	-	-	-	-
Other Objects	-	-	-	-	-
Total Adult Education-Local-Instruction	<u>-</u>	<u>-</u>	<u>-</u>	<u>-</u>	<u>-</u>

**PATERSON PUBLIC SCHOOLS
 BLENDED RESOURCE FUND 15
 SCHEDULE OF BLENDED EXPENDITURES-BUDGET AND ACTUAL
 FOR THE FISCAL YEAR ENDED JUNE 30, 2009**

<u>School: No.15</u>	<u>Original Budget</u>	<u>Budget Transfers</u>	<u>Final Budget</u>	<u>Actual</u>	<u>Variance Final to Actual</u>
Adult Education-Local -Support Serv.					
Salaries	-	-	-	-	-
Personal Services - Employee Benefits	-	-	-	-	-
Purchased Professional and Technical Services	-	-	-	-	-
Other Purchased Services (400-500 series)	-	-	-	-	-
Supplies and Materials	-	-	-	-	-
Other Objects	-	-	-	-	-
Total Adult Education-Local -Support Serv.	-	-	-	-	-
Total Adult Education-Local	-	-	-	-	-
Vocational Evening-Local-Instruction					
Salaries of Teachers	-	-	-	-	-
Other Salaries for Instruction	-	-	-	-	-
Purchased Professional and Technical Services	-	-	-	-	-
Other Purchased Services (400-500 series)	-	-	-	-	-
General Supplies	-	-	-	-	-
Textbooks	-	-	-	-	-
Other Objects	-	-	-	-	-
Total Vocational Evening-Local-Instruction	-	-	-	-	-
Vocational Evening-Local-Support Serv.					
Salaries	-	-	-	-	-
Personal Services - Employee Benefits	-	-	-	-	-
Purchased Professional and Technical Services	-	-	-	-	-
Other Purchased Services (400-500 series)	-	-	-	-	-
Supplies and Materials	-	-	-	-	-
Other Objects	-	-	-	-	-
Total Vocational Evening-Local-Support Serv.	-	-	-	-	-
Total Vocational Evening-Local	-	-	-	-	-
Even.-Sch.-Foreign-Born-Local-Inst.					
Salaries of Teachers	-	-	-	-	-
Other Salaries for Instruction	-	-	-	-	-
Purchased Professional and Technical Services	-	-	-	-	-
Other Purchased Services (400-500 series)	-	-	-	-	-
General Supplies	-	-	-	-	-
Textbooks	-	-	-	-	-
Other Objects	-	-	-	-	-
Total Even.-Sch.-Foreign-Born-Local-Inst.	-	-	-	-	-
Even.-Sch.-Foreign-Born-Local-Sup. Serv.					
Salaries	-	-	-	-	-
Personal Services - Employee Benefits	-	-	-	-	-
Purchased Professional and Technical Services	-	-	-	-	-
Other Purchased Services (400-500 series)	-	-	-	-	-
Supplies and Materials	-	-	-	-	-
Other Objects	-	-	-	-	-
Total Even.-Sch.-Foreign-Born-Local-Sup. Serv.	-	-	-	-	-
Total Even.-Sch.-Foreign-Born-Local	-	-	-	-	-
TOTAL SPECIAL SCHOOLS	-	-	-	-	-
Transfer of Funds to Charter Schools	-	-	-	-	-
TOTAL SCHOOL BASED EXPENDITURES	\$ 7,631,024	\$ (76,400)	\$ 7,554,624	\$ 7,190,590	\$ 364,034

PATERSON PUBLIC SCHOOLS
 BLENDED RESOURCE FUND 15
 SCHEDULE OF BLENDED EXPENDITURES-BUDGET AND ACTUAL
 FOR THE FISCAL YEAR ENDED JUNE 30, 2009

<u>School: No.15</u>	<u>Original Budget</u>	<u>Budget Transfers</u>	<u>Final Budget</u>	<u>Actual</u>	<u>Variance Final to Actual</u>
Other Financing Sources:					
Operating Transfer In	\$ 7,631,024	\$ (76,400)	\$ 7,554,624	\$ 7,190,590	\$ 364,034
Operating Transfer Out:					
Transfer to Food Service Fund - Board Contribution	-	-	-	-	-
Capital Leases (non-budgeted)	-	-	-	-	-
Total Other Financing Sources:	<u>7,631,024</u>	<u>(76,400)</u>	<u>7,554,624</u>	<u>7,190,590</u>	<u>364,034</u>
Excess (Deficiency) of Other Financing Sources Over (Under) Expenditures and Other Financing (Uses)	-	-	-	-	-
Fund Balance, July 1	-	-	-	-	-
Fund Balance, June 30	<u>\$ -</u>	<u>\$ -</u>	<u>\$ -</u>	<u>\$ -</u>	<u>\$ -</u>

**PATERSON PUBLIC SCHOOLS
 BLENDED RESOURCE FUND 15
 SCHEDULE OF BLENDED EXPENDITURES-BUDGET AND ACTUAL
 FOR THE FISCAL YEAR ENDED JUNE 30, 2009**

<u>School: No. 17</u>	<u>Original Budget</u>	<u>Budget Transfers</u>	<u>Final Budget</u>	<u>Actual</u>	<u>Variance Final to Actual</u>
REGULAR PROGRAMS - INSTRUCTION					
Regular Programs - Instruction					
Kindergarten - Salaries of Teachers	-	-	-	-	-
Grades 1-5 - Salaries of Teachers	\$ 814,913	\$ 97,725	\$ 912,638	\$ 912,638	-
Grades 6-8 - Salaries of Teachers	-	-	-	-	-
Grades 9-12 - Salaries of Teachers	-	-	-	-	-
Regular Programs - Home Instruction:					
Salaries of Teachers	-	-	-	-	-
Other Salaries for Instruction	-	-	-	-	-
Purchased Professional -Educational Services	-	-	-	-	-
Purchased Technical Services	-	-	-	-	-
Other Purchased Services (400-500 series)	-	-	-	-	-
General Supplies	-	-	-	-	-
Textbooks	-	-	-	-	-
Other Objects	-	-	-	-	-
Regular Programs - Undistributed Instruction					
Other Salaries for Instruction	-	-	-	-	-
Purchased Professional-Educational Services	-	-	-	-	-
Purchased Technical Services	-	-	-	-	-
Other Purchased Services (400-500 series)	-	-	-	-	-
General Supplies	22,766	1,151	23,917	17,505	\$ 6,412
Textbooks	4,000	-	4,000	3,022	978
Other Objects	-	1,176	1,176	-	1,176
TOTAL REGULAR PROGRAMS - INSTRUCTION	841,679	100,052	941,731	933,165	8,566
SPECIAL EDUCATION - INSTRUCTION					
Cognitive - Mild:					
Salaries of Teachers	-	-	-	-	-
Other Salaries for Instruction	-	-	-	-	-
Purchased Professional-Educational Services	-	-	-	-	-
Purchased Technical Services	-	-	-	-	-
Other Purchased Services (400-500 series)	-	-	-	-	-
General Supplies	-	-	-	-	-
Textbooks	-	-	-	-	-
Other Objects	-	-	-	-	-
Total Cognitive - Mild	-	-	-	-	-
Cognitive - Moderate:					
Salaries of Teachers	-	-	-	-	-
Other Salaries for Instruction	-	-	-	-	-
Purchased Professional-Educational Services	-	-	-	-	-
Purchased Technical Services	-	-	-	-	-
Other Purchased Services (400-500 series)	-	-	-	-	-
General Supplies	-	-	-	-	-
Textbooks	-	-	-	-	-
Other Objects	-	-	-	-	-
Total Cognitive - Moderate	-	-	-	-	-
Learning and/or Language Disabilities:					
Salaries of Teachers	-	-	-	-	-
Other Salaries for Instruction	-	-	-	-	-
Purchased Professional-Educational Services	-	-	-	-	-
Purchased Technical Services	-	-	-	-	-
Other Purchased Services (400-500 series)	-	-	-	-	-
General Supplies	-	-	-	-	-
Textbooks	-	-	-	-	-
Other Objects	-	-	-	-	-
Total Learning and/or Language Disabilities	-	-	-	-	-

Continued

PATERSON PUBLIC SCHOOLS
BLENDED RESOURCE FUND 15
SCHEDULE OF BLENDED EXPENDITURES-BUDGET AND ACTUAL
FOR THE FISCAL YEAR ENDED JUNE 30, 2009

<u>School: No. 17</u>	<u>Original Budget</u>	<u>Budget Transfers</u>	<u>Final Budget</u>	<u>Actual</u>	<u>Variance Final to Actual</u>
Visual Impairments:					
Salaries of Teachers	-	-	-	-	-
Other Salaries for Instruction	-	-	-	-	-
Purchased Professional-Educational Services	-	-	-	-	-
Purchased Technical Services	-	-	-	-	-
Other Purchased Services (400-500 series)	-	-	-	-	-
General Supplies	-	-	-	-	-
Textbooks	-	-	-	-	-
Other Objects	-	-	-	-	-
Total Visual Impairments	-	-	-	-	-
Auditory Impairments:					
Salaries of Teachers	-	-	-	-	-
Other Salaries for Instruction	-	-	-	-	-
Purchased Professional-Educational Services	-	-	-	-	-
Purchased Technical Services	-	-	-	-	-
Other Purchased Services (400-500 series)	-	-	-	-	-
General Supplies	-	-	-	-	-
Textbooks	-	-	-	-	-
Other Objects	-	-	-	-	-
Total Auditory Impairments	-	-	-	-	-
Behavioral Disabilities:					
Salaries of Teachers	-	-	-	-	-
Other Salaries for Instruction	-	-	-	-	-
Purchased Professional-Educational Services	-	-	-	-	-
Purchased Technical Services	-	-	-	-	-
Other Purchased Services (400-500 series)	-	-	-	-	-
General Supplies	-	-	-	-	-
Textbooks	-	-	-	-	-
Other Objects	-	-	-	-	-
Total Behavioral Disabilities	-	-	-	-	-
Multiple Disabilities:					
Salaries of Teachers	-	-	-	-	-
Other Salaries for Instruction	-	-	-	-	-
Purchased Professional-Educational Services	-	-	-	-	-
Purchased Technical Services	-	-	-	-	-
Other Purchased Services (400-500 series)	-	-	-	-	-
General Supplies	-	-	-	-	-
Textbooks	-	-	-	-	-
Other Objects	-	-	-	-	-
Total Multiple Disabilities	-	-	-	-	-
Resource Room/Resource Center:					
Salaries of Teachers	\$ 99,551	-	\$ 99,551	\$ 99,551	-
Other Salaries for Instruction	-	-	-	-	-
Purchased Professional-Educational Services	-	-	-	-	-
Purchased Technical Services	-	-	-	-	-
Other Purchased Services (400-500 series)	-	-	-	-	-
General Supplies	1,000	-	1,000	546	\$ 454
Textbooks	-	-	-	-	-
Other Objects	-	-	-	-	-
Total Resource Room/Resource Center	100,551	-	100,551	100,097	454

Continued

**PATERSON PUBLIC SCHOOLS
 BLENDED RESOURCE FUND 15
 SCHEDULE OF BLENDED EXPENDITURES-BUDGET AND ACTUAL
 FOR THE FISCAL YEAR ENDED JUNE 30, 2009**

<u>School: No. 17</u>	Original Budget	Budget Transfers	Final Budget	Actual	Variance Final to Actual
Autism:					
Salaries of Teachers	-	-	-	-	-
Other Salaries for Instruction	-	-	-	-	-
Purchased Professional-Educational Services	-	-	-	-	-
Purchased Technical Services	-	-	-	-	-
Other Purchased Services (400-500 series)	-	-	-	-	-
General Supplies	-	-	-	-	-
Textbooks	-	-	-	-	-
Other Objects	-	-	-	-	-
Total Autism	-	-	-	-	-
Preschool Disabilities - Part-Time:					
Salaries of Teachers	-	-	-	-	-
Other Salaries for Instruction	-	-	-	-	-
Purchased Professional-Educational Services	-	-	-	-	-
Purchased Technical Services	-	-	-	-	-
Other Purchased Services (400-500 series)	-	-	-	-	-
General Supplies	-	-	-	-	-
Textbooks	-	-	-	-	-
Other Objects	-	-	-	-	-
Total Preschool Disabilities - Part-Time	-	-	-	-	-
Preschool Disabilities - Full-Time:					
Salaries of Teachers	-	-	-	-	-
Other Salaries for Instruction	-	-	-	-	-
Purchased Professional-Educational Services	-	-	-	-	-
Purchased Technical Services	-	-	-	-	-
Other Purchased Services (400-500 series)	-	-	-	-	-
General Supplies	-	-	-	-	-
Textbooks	-	-	-	-	-
Other Objects	-	-	-	-	-
Total Preschool Disabilities - Full-Time:	-	-	-	-	-
Home Instruction:					
Salaries of Teachers	-	-	-	-	-
Other Salaries for Instruction	-	-	-	-	-
Purchased Professional-Educational Services	-	-	-	-	-
Purchased Technical Services	-	-	-	-	-
Other Purchased Services (400-500 series)	-	-	-	-	-
General Supplies	-	-	-	-	-
Textbooks	-	-	-	-	-
Other Objects	-	-	-	-	-
Total Home Instruction	-	-	-	-	-
Cognitive - Severe:					
Salaries of Teachers	-	-	-	-	-
Other Salaries for Instruction	-	-	-	-	-
Purchased Professional-Educational Services	-	-	-	-	-
Purchased Technical Services	-	-	-	-	-
Other Purchased Services (400-500 series)	-	-	-	-	-
General Supplies	-	-	-	-	-
Textbooks	-	-	-	-	-
Other Objects	-	-	-	-	-
Total Cognitive - Severe	-	-	-	-	-
TOTAL SPECIAL EDUCATION - INSTRUCTION	100,551	-	\$ 100,551	\$ 100,097	\$ 454

**PATERSON PUBLIC SCHOOLS
 BLENDED RESOURCE FUND 15
 SCHEDULE OF BLENDED EXPENDITURES-BUDGET AND ACTUAL
 FOR THE FISCAL YEAR ENDED JUNE 30, 2009**

<u>School: No. 17</u>	<u>Original Budget</u>	<u>Budget Transfers</u>	<u>Final Budget</u>	<u>Actual</u>	<u>Variance Final to Actual</u>
Basic Skills/Remedial - Instruction					
Salaries of Teachers	-	-	-	-	-
Other Salaries for Instruction	-	-	-	-	-
Purchased Professional-Educational Services	-	-	-	-	-
Purchased Technical Services	-	-	-	-	-
Other Purchased Services (400-500 series)	-	-	-	-	-
General Supplies	-	-	-	-	-
Textbooks	-	-	-	-	-
Other Objects	-	-	-	-	-
Total Basic Skills/Remedial - Instruction	-	-	-	-	-
Bilingual Education - Instruction					
Salaries of Teachers	\$ 101,047	-	\$ 101,047	\$ 101,047	-
Other Salaries for Instruction	-	-	-	-	-
Purchased Professional-Educational Services	-	-	-	-	-
Purchased Technical Services	-	-	-	-	-
Other Purchased Services (400-500 series)	-	-	-	-	-
General Supplies	1,000	-	1,000	731	\$ 269
Textbooks	-	-	-	-	-
Other Objects	-	-	-	-	-
Total Bilingual Education - Instruction	102,047	-	102,047	101,778	269
Vocational Programs - Local - Instruction					
Salaries of Teachers	-	-	-	-	-
Other Salaries for Instruction	-	-	-	-	-
Purchased Professional-Educational Services	-	-	-	-	-
Purchased Technical Services	-	-	-	-	-
Other Purchased Services (400-500 series)	-	-	-	-	-
General Supplies	-	-	-	-	-
Textbooks	-	-	-	-	-
Other Objects	-	-	-	-	-
Total Vocational Programs - Local - Instruction	-	-	-	-	-
School-Spon. Cocurricular Actvts. - Inst.					
Salaries	-	-	-	-	-
Purchased Services (300-500 series)	-	-	-	-	-
Supplies and Materials	-	-	-	-	-
Other Objects	-	-	-	-	-
Transfers to Cover Deficit (Agency Funds)	-	-	-	-	-
Total School-Spon. Cocurricular Actvts. - Inst.	-	-	-	-	-
School-Spon. Cocurricular Athletics - Inst.					
Salaries	-	-	-	-	-
Purchased Services (300-500 series)	-	-	-	-	-
Supplies and Materials	-	-	-	-	-
Other Objects	-	-	-	-	-
Transfers to Cover Deficit (Agency Funds)	-	-	-	-	-
Total School-Spon. Cocurricular Athletics - Inst.	-	-	-	-	-
Other Instructional Programs - Instruction					
Salaries	-	-	-	-	-
Purchased Services (300-500 series)	-	-	-	-	-
Supplies and Materials	-	-	-	-	-
Other Objects	-	-	-	-	-
Transfers to Cover Deficit (Agency Funds)	-	-	-	-	-
Total Other Instructional Programs - Instruction	-	-	-	-	-

Continued

**PATERSON PUBLIC SCHOOLS
 BLENDED RESOURCE FUND 15
 SCHEDULE OF BLENDED EXPENDITURES-BUDGET AND ACTUAL
 FOR THE FISCAL YEAR ENDED JUNE 30, 2009**

<u>School: No. 17</u>	Original Budget	Budget Transfers	Final Budget	Actual	Variance Final to Actual
Community Services Programs/Operations					
Salaries	-	-	-	-	-
Purchased Services (300-500 series)	-	-	-	-	-
Supplies and Materials	-	-	-	-	-
Other Objects	-	-	-	-	-
Transfers to Cover Deficit (Agency Funds)	-	-	-	-	-
Total Community Services/Operations	-	-	-	-	-
Total Instruction	\$ 1,044,277	\$ 100,052	\$ 1,144,329	\$ 1,135,040	\$ 9,289
Undistributed Expenditures - Instruction:					
Tuition to Other LEAs Within the State - Regular	-	-	-	-	-
Tuition to Other LEAs Within the Stat - Special	-	-	-	-	-
Tuition to County Voc. School Dist. - Regular	-	-	-	-	-
Tuition to County Voc. School Dist. - Special	-	-	-	-	-
Tuition to CSSD & Regional Day Schools	-	-	-	-	-
Tuition to Private Schools for the Disabled - Within State	-	-	-	-	-
Tuition to Private Schools for the Disabled & Oth LEAS - Spl, O/S	-	-	-	-	-
Tuition - State Facilities	-	-	-	-	-
Tuition - Other	-	-	-	-	-
Total Undistributed Expenditures - Instruction:	-	-	-	-	-
Undistributed Expend. - Attend. & Social Work					
Salaries	71,672	-	71,672	38,339	33,333
Purchased Professional and Technical Services	-	-	-	-	-
Other Purchased Services (400-500 series)	-	-	-	-	-
Supplies and Materials	700	-	700	114	586
Other Objects	-	-	-	-	-
Total Undistributed Expend. - Attend. & Social Work	72,372	-	72,372	38,453	33,919
Undistributed Expenditures - Health Services					
Salaries	95,015	-	95,015	95,015	-
Purchased Professional and Technical Services	-	-	-	-	-
Other Purchased Services (400-500 series)	-	-	-	-	-
Supplies and Materials	100	-	100	-	100
Other Objects	-	-	-	-	-
Total Undistributed Expenditures - Health Services	95,115	-	95,115	95,015	100
Undist. Expend. - Other Supp. Serv. Students - Related Serv.					
Salaries	-	-	-	-	-
Purchased Professional - Educational Services	-	-	-	-	-
Supplies and Materials	-	-	-	-	-
Other Objects	-	-	-	-	-
Total Undist. Expend. - Other Supp. Serv. Students - Related Serv.	-	-	-	-	-
Undist. Expend. - Other Supp. Serv. Students - Extra Serv.					
Salaries	-	-	-	-	-
Purchased Professional - Educational Services	-	-	-	-	-
Supplies and Materials	-	-	-	-	-
Other Objects	-	-	-	-	-
Total Undist. Expend. - Other Supp. Serv. Students - Extra Serv.	-	-	-	-	-
Undist. Expend. - Other Supp. Serv. Students-Reg.					
Salaries	101,447	-	101,447	101,447	-
Salaries of Secretarial and Clerical Assistants	-	-	-	-	-
Other Salaries	-	-	-	-	-
Purchased Professional - Educational Services	-	-	-	-	-
Other Purchased Prof. and Tech. Services	-	-	-	-	-
Other Purchased Services (400-500 series)	-	-	-	-	-
Supplies and Materials	100	-	100	100	-
Other Objects	-	-	-	-	-
Total Undist. Expend. - Other Supp. Serv. Students-Reg.	101,547	-	101,547	101,547	-

Continued

**PATERSON PUBLIC SCHOOLS
 BLENDED RESOURCE FUND 15
 SCHEDULE OF BLENDED EXPENDITURES-BUDGET AND ACTUAL
 FOR THE FISCAL YEAR ENDED JUNE 30, 2009**

<u>School: No. 17</u>	Original Budget	Budget Transfers	Final Budget	Actual	Variance Final to Actual
Undist. Expend. - Other Supp. Serv. Students -Spl.					
Salaries of Other Professional Staff	-	-	-	-	-
Salaries of Secretarial and Clerical Assistants	-	-	-	-	-
Other Salaries	-	-	-	-	-
Purchased Professional - Educational Services	-	-	-	-	-
Other Purchased Prof. and Tech. Services	-	-	-	-	-
Residential Costs	-	-	-	-	-
Mis. Pur. Serv.(400-500 series O/than Residential)	-	-	-	-	-
Supplies and Materials	-	-	-	-	-
Other Objects	-	-	-	-	-
Total Undist. Expend. - Other Supp. Serv. Students -Spl.	-	-	-	-	-
Undist. Expend. - Improvement of Inst. Serv.					
Salaries of Supervisor of Instruction	-	-	-	-	-
Salaries of Other Professional Staff	\$ 95,847	-	\$ 95,847	\$ 95,847	-
Salaries of Secr and Clerical Assist.	-	-	-	-	-
Other Salaries	-	-	-	-	-
Purchased Prof- Educational Services	-	-	-	-	-
Other Purch Prof. and Tech. Services	-	-	-	-	-
Other Purch Services (400-500)	-	-	-	-	-
Supplies and Materials	600	-	600	35	\$ 565
Other Objects	100	-	100	-	100
Total Undist. Expend. - Improvement of Inst. Serv.	96,547	-	96,547	95,882	665
Undist. Expend. - Edu. Media Serv./Sch. Library					
Salaries	151,903	-	151,903	142,954	8,949
Purchased Professional and Technical Services	-	-	-	-	-
Other Purchased Services (400-500 series)	2,599	-	2,599	599	2,000
Supplies and Materials	1,100	-	1,100	980	120
Other Objects	-	-	-	-	-
Total Undist. Expend. - Edu. Media Serv./Sch. Library	155,602	-	155,602	144,533	11,069
Undist. Expend. - Instructional Staff Training Serv.					
Salaries of Supervisors of Instruction	-	-	-	-	-
Salaries of Other Professional Staff	-	-	-	-	-
Salaries of Secretarial and Clerical Assist	-	-	-	-	-
Other Salaries	-	-	-	-	-
Purchased Professional - Educational Serv	-	-	-	-	-
Other Purchased Prof. and Tech. Services	-	-	-	-	-
Other Purchased Services (400-500 series)	-	-	-	-	-
Supplies and Materials	1,000	-	1,000	-	1,000
Other Objects	-	-	-	-	-
Total Undist. Expend. - Instructional Staff Training Serv.	1,000	-	1,000	-	1,000
Undist. Expend. - Supp. Serv. - General Admin.					
Salaries	-	-	-	-	-
Legal Services	-	-	-	-	-
Other Purchased Professional Services	-	-	-	-	-
Purchased Technical Services	-	-	-	-	-
Communications/Telephone	-	-	-	-	-
Other Purchased Services (400-500 series)	-	-	-	-	-
Supplies and Materials	-	-	-	-	-
Judgements Against The School District	-	-	-	-	-
Miscellaneous Expenditures	-	-	-	-	-
Total Undist. Expend. - Supp. Serv. - General Admin.	-	-	-	-	-

Continued

**PATERSON PUBLIC SCHOOLS
 BLENDED RESOURCE FUND 15
 SCHEDULE OF BLENDED EXPENDITURES-BUDGET AND ACTUAL
 FOR THE FISCAL YEAR ENDED JUNE 30, 2009**

<u>School: No. 17</u>	Original Budget	Budget Transfers	Final Budget	Actual	Variance Final to Actual
Undist. Expend. - Support Serv. - School Admin.					
Salaries of Principals/Assistant Principals	\$ 117,320	-	\$ 117,320	\$ 117,320	-
Salaries of Other Professional Staff		-			-
Salaries of Secretarial and Clerical Assistants	50,162	-	50,162	50,162	-
Other Salaries		-			-
Purchased Professional and Technical Services		-			-
Other Purchased Services (400-500 series)		\$ 100	100	20	\$ 80
Supplies and Materials	100	(100)			-
Other Objects		-			-
Total Undist. Expend. - Support Serv. - School Admin.	167,582	-	167,582	167,502	80
Undist. Expend. -Allowable Maintenance for School Facilities					
Salaries	-	-	-	-	-
Cleaning, Repair, and Maintenance Services	-	-	-	-	-
General Supplies	-	-	-	-	-
Other Objects	-	-	-	-	-
Total Undist. Expend. -Allowable Maintenance for School Facilities	-	-	-	-	-
Undist. Expend. - Oth. Oper. & Maint. of Plant					
Salaries	-	-	-	-	-
Purchased Professional and Technical Services	-	-	-	-	-
Cleaning, Repair and Maintenance Services	-	-	-	-	-
Rental of land & Building Other than Lease Purchases	-	-	-	-	-
Other Purchased Property Services	-	-	-	-	-
Insurance	-	-	-	-	-
Miscellaneous Purchased Services	-	-	-	-	-
General Supplies	-	-	-	-	-
Energy (Energy and Electricity)	-	-	-	-	-
Other Objects	-	-	-	-	-
Total Undist. Expend. - Other Oper. & Maint. Of Plant	-	-	-	-	-
Total Undist. Expend. - Oper. & Maint. Of Plant	-	-	-	-	-
Undist. Expend. - Student Transportation Serv.					
Sal. For Pup. Trans. (Bet. Home and School) - Regular	-	-	-	-	-
Sal. For Pup. Trans. (Bet. Home and School) - Special	-	-	-	-	-
Sal. For Pup. Trans. (Other than Bet. Home and School)	-	-	-	-	-
Management Fees - ESC & CTSA Transportation Programs	-	-	-	-	-
Other Purchased Professional and Technical Services	-	-	-	-	-
Cleaning, Repair and Maintenance Services	-	-	-	-	-
Rental Payments - School Buses	-	-	-	-	-
Lease Purchase Payments - School Buses	-	-	-	-	-
Contract Services - (Between Home and School) - Vendors	-	-	-	-	-
Contr Serv (Oth. than Bet Home & Sch)-Vend	-	675	675	675	-
Contract Services - (Between Home and Sch) - Joint Agrmts	-	-	-	-	-
Contr Serv (Spl. Ed. Students) - Vendors	-	-	-	-	-
Contr Serv (Spl. Ed. Students) - Joint Agrmt	-	-	-	-	-
Contr Serv (Regular Students) - ESCs & CTSA	-	-	-	-	-
Contr Serv (Spl. Ed. Students) - ESCs & CTSA	-	-	-	-	-
Contr Serv. - Aid in Lieu Payments	-	-	-	-	-
Misc. Purchased Serv. - Transportation	-	-	-	-	-
Supplies and Materials	-	-	-	-	-
Miscellaneous Expenditures	-	-	-	-	-
Total Undist. Expend. - Student Transportation Serv.	-	675	675	675	-

**PATERSON PUBLIC SCHOOLS
 BLENDED RESOURCE FUND 15
 SCHEDULE OF BLENDED EXPENDITURES-BUDGET AND ACTUAL
 FOR THE FISCAL YEAR ENDED JUNE 30, 2009**

<u>School: No. 17</u>	<u>Original Budget</u>	<u>Budget Transfers</u>	<u>Final Budget</u>	<u>Actual</u>	<u>Variance Final to Actual</u>
Undist. Expend. - Business and Other Support Serv.					
Increase in Sale/Lease-back Reserve	-	-	-	-	-
Salaries	-	-	-	-	-
Purchased Professional Services	-	-	-	-	-
Purchased Technical Services	-	-	-	-	-
Other Purchased Services (400-500 series Oth Residential Costs)	-	-	-	-	-
Sale/Lease-back Payments	-	-	-	-	-
Supplies and Materials	-	-	-	-	-
Interest on Current Loan	-	-	-	-	-
Interest on Lease Purchase Agreements	-	-	-	-	-
Miscellaneous Expenditures	-	-	-	-	-
Total Undist. Expend. - Business and Other Support Serv.	-	-	-	-	-
UNALLOCATED BENEFITS					
Group Insurance	-	-	-	-	-
Social Security Contributions	\$ 32,749	-	\$ 32,749	\$ 12,989	\$ 19,760
T.P.A.F. Contributions - ERIP	-	-	-	-	-
Other Retirement Contributions - Regular	-	-	-	-	-
Other Retirement Contributions - ERIP	-	-	-	-	-
Unemployment Compensation	-	-	-	-	-
Workmen's Compensation	-	-	-	-	-
Health Benefits	316,174	-	316,174	302,813	13,361
Tuition Reimbursement	-	-	-	-	-
Other Employee Benefits	-	-	-	-	-
TOTAL UNALLOCATED BENEFITS	348,923	-	348,923	315,802	33,121
On-behalf TPAF pension Contributions (non-budgeted)	-	-	-	-	-
Reimbursed TPAF Social Security Contributions (non-budgeted)	-	-	-	-	-
TOTAL ON-BEHALF CONTRIBUTIONS	-	-	-	-	-
TOTAL PERSONAL SERVICES - EMPLOYEE BENEFITS	348,923	-	348,923	315,802	33,121
Undistributed Expenditures - Food Services					
Transfers to Cover Deficit (Enterprise Fund)	-	-	-	-	-
TOTAL UNDISTRIBUTED EXPENDITURES	1,038,688	\$ 675	1,039,363	959,409	79,954
TOTAL SCHOOL BASED BUDGET CURRENT EXPENSE	2,082,965	100,727	2,183,692	2,094,449	89,243
CAPITAL OUTLAY					
Equipment					
Regular Program - Instruction:					
Kindergarten	-	-	-	-	-
Grades 1-5	-	-	-	-	-
Grades 6-8	-	-	-	-	-
Grades 9-12	-	-	-	-	-
Home Instruction	-	-	-	-	-
Special Education - Instruction:					
Cognitive - Mild	-	-	-	-	-
Cognitive - Moderate	-	-	-	-	-
Learning and/or Language Disabilities	-	-	-	-	-
Visual Impairments	-	-	-	-	-
Auditory Impairments	-	-	-	-	-
Behavioral Disabilities	-	-	-	-	-
Multiple Disabilities	-	-	-	-	-
Resource Room/Resource Center	-	-	-	-	-
Autism	-	-	-	-	-
Preschool Disabilities - Part-Time	-	-	-	-	-
Preschool Disabilities - Full-Time	-	-	-	-	-
Home Instruction	-	-	-	-	-
Cognitive - Severe	-	-	-	-	-

**PATERSON PUBLIC SCHOOLS
 BLENDED RESOURCE FUND 15
 SCHEDULE OF BLENDED EXPENDITURES-BUDGET AND ACTUAL
 FOR THE FISCAL YEAR ENDED JUNE 30, 2009**

<u>School: No. 17</u>	<u>Original Budget</u>	<u>Budget Transfers</u>	<u>Final Budget</u>	<u>Actual</u>	<u>Variance Final to Actual</u>
Basic Skills/Remedial - Instruction	-	-	-	-	-
Bilingual Education - instruction	-	-	-	-	-
Vocational Programs - Local - Instruction	-	-	-	-	-
School-Sponsored and Other Instructional Program	-	-	-	-	-
Undistributed Expenditures - Instruction	-	-	-	-	-
Undist.Expend.-Support Serv.-Students - Reg.	-	-	-	-	-
Undist.Expend.-Support Serv. - Related & Extraordinary	-	-	-	-	-
Undist.Expend.-Support Serv.-Students - Special	-	-	-	-	-
Undist.Expend.-Support Serv. - Inst. Staff	-	-	-	-	-
Undistributed Expenditures - General Admin.	-	-	-	-	-
Undistributed Expenditures - School Admin.	-	-	-	-	-
Undistributed Expenditures - Operation of Plant Services	-	-	-	-	-
Undistributed Expenditures - Student Trans. - Non Inst. Equip	-	-	-	-	-
School Buses - Regular	-	-	-	-	-
School Buses - Special	-	-	-	-	-
Undistributed Expenditures - Business/Other Support Serv.	-	-	-	-	-
Undistributed Expenditures - Non Inst. Serv.	-	-	-	-	-
Special Schools (All Programs)	-	-	-	-	-
Total Equipment	-	-	-	-	-
Facilities Acquisition and Construction Services	-	-	-	-	-
Salaries	-	-	-	-	-
Legal Services	-	-	-	-	-
Other Purchased Prof. and Tech. Services	-	-	-	-	-
Construction Services	-	-	-	-	-
General Supplies	-	-	-	-	-
Land and Improvements	-	-	-	-	-
Lease Purchase Agreements - Principal	-	-	-	-	-
Buildings Other than Lease Purchase Agreement	-	-	-	-	-
Other Objects	-	-	-	-	-
Facilities Grant - Transfer to Special Revenue	-	-	-	-	-
Total Facilities Acquisition and Construction Services	-	-	-	-	-
Capital Reserve - Transfer to Capital Projects	-	-	-	-	-
Capital Reserve - Transfer to Debt Service	-	-	-	-	-
Assets Acquired Under Capital Leases (non-budgeted)	-	-	-	-	-
Undistributed Expenditures:	-	-	-	-	-
General Administration	-	-	-	-	-
School Administration	-	-	-	-	-
Assets Acquired Under Capital Leases (non-budgeted)	-	-	-	-	-
TOTAL CAPITAL OUTLAY	-	-	-	-	-
SPECIAL SCHOOLS	-	-	-	-	-
Summer School - Instruction	-	-	-	-	-
Salaries of Teachers	-	-	-	-	-
Other Salaries for Instruction	-	-	-	-	-
Purchased Professional and Technical Services	-	-	-	-	-
Other Purchased Services (400-500 series)	-	-	-	-	-
General Supplies	-	-	-	-	-
Textbooks	-	-	-	-	-
Other Objects	-	-	-	-	-
Total Summer School - Instruction	-	-	-	-	-

**PATERSON PUBLIC SCHOOLS
 BLENDED RESOURCE FUND 15
 SCHEDULE OF BLENDED EXPENDITURES-BUDGET AND ACTUAL
 FOR THE FISCAL YEAR ENDED JUNE 30, 2009**

<u>School: No. 17</u>	<u>Original Budget</u>	<u>Budget Transfers</u>	<u>Final Budget</u>	<u>Actual</u>	<u>Variance Final to Actual</u>
Summer School - Support Services					
Salaries	-	-	-	-	-
Personal Services - Employee Benefits	-	-	-	-	-
Purchased Professional and Technical Services	-	-	-	-	-
Other Purchased Services (400-500 series)	-	-	-	-	-
Supplies and Materials	-	-	-	-	-
Other Objects	-	-	-	-	-
Total Summer School - Support Services	-	-	-	-	-
Total Summer School	-	-	-	-	-
Other Special Schools - Instruction					
Salaries of Teachers	-	-	-	-	-
Other Salaries for Instruction	-	-	-	-	-
Purchased Professional and Technical Services	-	-	-	-	-
Other Purchased Services (400-500 series)	-	-	-	-	-
General Supplies	-	-	-	-	-
Textbooks	-	-	-	-	-
Other Objects	-	-	-	-	-
Total Other Special Schools - Instruction	-	-	-	-	-
Other Special Schools - Support Services					
Salaries	-	-	-	-	-
Personal Services - Employee Benefits	-	-	-	-	-
Purchased Professional and Technical Services	-	-	-	-	-
Other Purchased Services (400-500 series)	-	-	-	-	-
Supplies and Materials	-	-	-	-	-
Other Objects	-	-	-	-	-
Total Other Special Schools - Support Services	-	-	-	-	-
Total Other Special Schools	-	-	-	-	-
Accred. Even./Adult H.S./Post-Grad.-Inst.					
Salaries of Teachers	-	-	-	-	-
Other Salaries for Instruction	-	-	-	-	-
Purchased Professional and Technical Services	-	-	-	-	-
Other Purchased Services (400-500 series)	-	-	-	-	-
General Supplies	-	-	-	-	-
Textbooks	-	-	-	-	-
Other Objects	-	-	-	-	-
Total Accred. Even./Adult H.S./Post-Grad.-Inst.	-	-	-	-	-
Accred. Even./Adult H.S./Post-Grad.-Supp. Service					
Salaries	-	-	-	-	-
Personal Services - Employee Benefits	-	-	-	-	-
Purchased Professional and Technical Services	-	-	-	-	-
Other Purchased Services (400-500 series)	-	-	-	-	-
Supplies and Materials	-	-	-	-	-
Other Objects	-	-	-	-	-
Total Accred. Even./Adult H.S./Post-Grad.-Supp. Service	-	-	-	-	-
Total Accred. Even./Adult H.S./Post-Grad.	-	-	-	-	-
Adult Education-Local-Instruction					
Salaries of Teachers	-	-	-	-	-
Other Salaries for Instruction	-	-	-	-	-
Purchased Professional and Technical Services	-	-	-	-	-
Other Purchased Services (400-500 series)	-	-	-	-	-
General Supplies	-	-	-	-	-
Textbooks	-	-	-	-	-
Other Objects	-	-	-	-	-
Total Adult Education-Local-Instruction	-	-	-	-	-

**PATERSON PUBLIC SCHOOLS
 BLENDED RESOURCE FUND 15
 SCHEDULE OF BLENDED EXPENDITURES-BUDGET AND ACTUAL
 FOR THE FISCAL YEAR ENDED JUNE 30, 2009**

<u>School: No. 17</u>	<u>Original Budget</u>	<u>Budget Transfers</u>	<u>Final Budget</u>	<u>Actual</u>	<u>Variance Final to Actual</u>
Adult Education-Local -Support Serv.					
Salaries	-	-	-	-	-
Personal Services - Employee Benefits	-	-	-	-	-
Purchased Professional and Technical Services	-	-	-	-	-
Other Purchased Services (400-500 series)	-	-	-	-	-
Supplies and Materials	-	-	-	-	-
Other Objects	-	-	-	-	-
Total Adult Education-Local -Support Serv.	-	-	-	-	-
Total Adult Education-Local	-	-	-	-	-
Vocational Evening-Local-Instruction					
Salaries of Teachers	-	-	-	-	-
Other Salaries for Instruction	-	-	-	-	-
Purchased Professional and Technical Services	-	-	-	-	-
Other Purchased Services (400-500 series)	-	-	-	-	-
General Supplies	-	-	-	-	-
Textbooks	-	-	-	-	-
Other Objects	-	-	-	-	-
Total Vocational Evening-Local-Instruction	-	-	-	-	-
Vocational Evening-Local-Support Serv.					
Salaries	-	-	-	-	-
Personal Services - Employee Benefits	-	-	-	-	-
Purchased Professional and Technical Services	-	-	-	-	-
Other Purchased Services (400-500 series)	-	-	-	-	-
Supplies and Materials	-	-	-	-	-
Other Objects	-	-	-	-	-
Total Vocational Evening-Local-Support Serv.	-	-	-	-	-
Total Vocational Evening-Local	-	-	-	-	-
Even.-Sch.-Foreign-Born-Local-Inst.					
Salaries of Teachers	-	-	-	-	-
Other Salaries for Instruction	-	-	-	-	-
Purchased Professional and Technical Services	-	-	-	-	-
Other Purchased Services (400-500 series)	-	-	-	-	-
General Supplies	-	-	-	-	-
Textbooks	-	-	-	-	-
Other Objects	-	-	-	-	-
Total Even.-Sch.-Foreign-Born-Local-Inst.	-	-	-	-	-
Even.-Sch.-Foreign-Born-Local-Sup. Serv.					
Salaries	-	-	-	-	-
Personal Services - Employee Benefits	-	-	-	-	-
Purchased Professional and Technical Services	-	-	-	-	-
Other Purchased Services (400-500 series)	-	-	-	-	-
Supplies and Materials	-	-	-	-	-
Other Objects	-	-	-	-	-
Total Even.-Sch.-Foreign-Born-Local-Sup. Serv.	-	-	-	-	-
Total Even.-Sch.-Foreign-Born-Local	-	-	-	-	-
TOTAL SPECIAL SCHOOLS	-	-	-	-	-
Transfer of Funds to Charter Schools	-	-	-	-	-
TOTAL SCHOOL BASED EXPENDITURES	\$ 2,082,965	\$ 100,727	\$ 2,183,692	\$ 2,094,449	\$ 89,243

Continued

PATERSON PUBLIC SCHOOLS
 BLENDED RESOURCE FUND 15
 SCHEDULE OF BLENDED EXPENDITURES-BUDGET AND ACTUAL
 FOR THE FISCAL YEAR ENDED JUNE 30, 2009

<u>School: No. 17</u>	Original Budget	Budget Transfers	Final Budget	Actual	Variance Final to Actual
Other Financing Sources:					
Operating Transfer In	\$ 2,082,965	\$ 100,727	\$ 2,183,692	\$ 2,094,449	\$ 89,243
Operating Transfer Out:					
Transfer to Food Service Fund - Board Contribution	-	-	-	-	-
Capital Leases (non-budgeted)	-	-	-	-	-
Total Other Financing Sources:	<u>2,082,965</u>	<u>100,727</u>	<u>2,183,692</u>	<u>2,094,449</u>	<u>89,243</u>
Excess (Deficiency) of Other Financing Sources Over (Under) Expenditures and Other Financing (Uses)	-	-	-	-	-
Fund Balance, July 1	-	-	-	-	-
Fund Balance, June 30	<u>\$ -</u>	<u>\$ -</u>	<u>\$ -</u>	<u>\$ -</u>	<u>\$ -</u>

**PATERSON PUBLIC SCHOOLS
 BLENDED RESOURCE FUND 15
 SCHEDULE OF BLENDED EXPENDITURES-BUDGET AND ACTUAL
 FOR THE FISCAL YEAR ENDED JUNE 30, 2009**

<u>School: No. 18</u>	<u>Original Budget</u>	<u>Budget Transfers</u>	<u>Final Budget</u>	<u>Actual</u>	<u>Variance Final to Actual</u>
REGULAR PROGRAMS - INSTRUCTION					
Regular Programs - Instruction					
Kindergarten - Salaries of Teachers	\$ 526,410	\$ (21,570)	\$ 504,840	\$ 504,840	-
Grades 1-5 - Salaries of Teachers	2,073,896	(129,535)	1,944,361	1,944,361	-
Grades 6-8 - Salaries of Teachers	1,067,993	(66,526)	1,001,467	1,001,467	-
Grades 9-12 - Salaries of Teachers		-			-
Regular Programs - Home Instruction:					
Salaries of Teachers		-			-
Other Salaries for Instruction		-			-
Purchased Professional -Educational Services		-			-
Purchased Technical Services		-			-
Other Purchased Services (400-500 series)		-			-
General Supplies		-			-
Textbooks		-			-
Other Objects		-			-
Regular Programs - Undistributed Instruction					
Other Salaries for Instruction	246,123	-	246,123	233,260	\$ 12,863
Purchased Professional-Educational Services		-			-
Purchased Technical Services	200	-	200		200
Other Purchased Services (400-500 series)		1,132	1,132	1,132	-
General Supplies	218,914	(600)	218,314	181,167	37,147
Textbooks	16,894	-	16,894	14,300	2,594
Other Objects		8,026	8,026	7,123	903
TOTAL REGULAR PROGRAMS - INSTRUCTION	<u>4,150,430</u>	<u>(209,073)</u>	<u>3,941,357</u>	<u>3,887,650</u>	<u>53,707</u>
SPECIAL EDUCATION - INSTRUCTION					
Cognitive - Mild:					
Salaries of Teachers	-	-	-	-	-
Other Salaries for Instruction	-	-	-	-	-
Purchased Professional-Educational Services	-	-	-	-	-
Purchased Technical Services	-	-	-	-	-
Other Purchased Services (400-500 series)	-	-	-	-	-
General Supplies	-	-	-	-	-
Textbooks	-	-	-	-	-
Other Objects	-	-	-	-	-
Total Cognitive - Mild	<u>-</u>	<u>-</u>	<u>-</u>	<u>-</u>	<u>-</u>
Cognitive - Moderate:					
Salaries of Teachers	-	-	-	-	-
Other Salaries for Instruction	-	-	-	-	-
Purchased Professional-Educational Services	-	-	-	-	-
Purchased Technical Services	-	-	-	-	-
Other Purchased Services (400-500 series)	-	-	-	-	-
General Supplies	-	-	-	-	-
Textbooks	-	-	-	-	-
Other Objects	-	-	-	-	-
Total Cognitive - Moderate	<u>-</u>	<u>-</u>	<u>-</u>	<u>-</u>	<u>-</u>
Learning and/or Language Disabilities:					
Salaries of Teachers	-	-	-	-	-
Other Salaries for Instruction	-	-	-	-	-
Purchased Professional-Educational Services	-	-	-	-	-
Purchased Technical Services	-	-	-	-	-
Other Purchased Services (400-500 series)	-	-	-	-	-
General Supplies	-	-	-	-	-
Textbooks	-	-	-	-	-
Other Objects	-	-	-	-	-
Total Learning and/or Language Disabilities	<u>-</u>	<u>-</u>	<u>-</u>	<u>-</u>	<u>-</u>

PATERSON PUBLIC SCHOOLS
BLENDED RESOURCE FUND 15
SCHEDULE OF BLENDED EXPENDITURES-BUDGET AND ACTUAL
FOR THE FISCAL YEAR ENDED JUNE 30, 2009

<u>School: No. 18</u>	Original Budget	Budget Transfers	Final Budget	Actual	Variance Final to Actual
Visual Impairments:					
Salaries of Teachers	-	-	-	-	-
Other Salaries for Instruction	-	-	-	-	-
Purchased Professional-Educational Services	-	-	-	-	-
Purchased Technical Services	-	-	-	-	-
Other Purchased Services (400-500 series)	-	-	-	-	-
General Supplies	-	-	-	-	-
Textbooks	-	-	-	-	-
Other Objects	-	-	-	-	-
Total Visual Impairments	-	-	-	-	-
Auditory Impairments:					
Salaries of Teachers	-	-	-	-	-
Other Salaries for Instruction	-	-	-	-	-
Purchased Professional-Educational Services	-	-	-	-	-
Purchased Technical Services	-	-	-	-	-
Other Purchased Services (400-500 series)	-	-	-	-	-
General Supplies	-	-	-	-	-
Textbooks	-	-	-	-	-
Other Objects	-	-	-	-	-
Total Auditory Impairments	-	-	-	-	-
Behavioral Disabilities:					
Salaries of Teachers	\$ 51,132	-	\$ 51,132	\$ 47,465	\$ 3,667
Other Salaries for Instruction	24,839	-	24,839	18,643	6,196
Purchased Professional-Educational Services	-	-	-	-	-
Purchased Technical Services	-	-	-	-	-
Other Purchased Services (400-500 series)	-	-	-	-	-
General Supplies	1,372	-	1,372	209	1,163
Textbooks	1,794	-	1,794	1,620	174
Other Objects	-	-	-	-	-
Total Behavioral Disabilities	79,137	-	79,137	67,937	11,200
Multiple Disabilities:					
Salaries of Teachers	52,692	-	52,692	42,217	10,475
Other Salaries for Instruction	43,231	\$ 1,252	44,483	44,483	-
Purchased Professional-Educational Services	-	-	-	-	-
Purchased Technical Services	-	-	-	-	-
Other Purchased Services (400-500 series)	-	-	-	-	-
General Supplies	2,761	-	2,761	2,465	296
Textbooks	1,450	-	1,450	1,083	367
Other Objects	-	-	-	-	-
Total Multiple Disabilities	100,134	1,252	101,386	90,248	11,138
Resource Room/Resource Center:					
Salaries of Teachers	669,356	-	669,356	571,008	98,348
Other Salaries for Instruction	-	-	-	-	-
Purchased Professional-Educational Services	-	-	-	-	-
Purchased Technical Services	-	-	-	-	-
Other Purchased Services (400-500 series)	-	-	-	-	-
General Supplies	11,643	-	11,643	4,943	6,700
Textbooks	1,508	-	1,508	558	950
Other Objects	-	-	-	-	-
Total Resource Room/Resource Center	682,507	-	682,507	576,509	105,998

Continued

**PATERSON PUBLIC SCHOOLS
 BLENDED RESOURCE FUND 15
 SCHEDULE OF BLENDED EXPENDITURES-BUDGET AND ACTUAL
 FOR THE FISCAL YEAR ENDED JUNE 30, 2009**

<u>School: No. 18</u>	<u>Original Budget</u>	<u>Budget Transfers</u>	<u>Final Budget</u>	<u>Actual</u>	<u>Variance Final to Actual</u>
Autism:					
Salaries of Teachers	-	-	-	-	-
Other Salaries for Instruction	-	-	-	-	-
Purchased Professional-Educational Services	-	-	-	-	-
Purchased Technical Services	-	-	-	-	-
Other Purchased Services (400-500 series)	-	-	-	-	-
General Supplies	-	-	-	-	-
Textbooks	-	-	-	-	-
Other Objects	-	-	-	-	-
Total Autism	-	-	-	-	-
Preschool Disabilities - Part-Time:					
Salaries of Teachers	-	-	-	-	-
Other Salaries for Instruction	-	-	-	-	-
Purchased Professional-Educational Services	-	-	-	-	-
Purchased Technical Services	-	-	-	-	-
Other Purchased Services (400-500 series)	-	-	-	-	-
General Supplies	-	-	-	-	-
Textbooks	-	-	-	-	-
Other Objects	-	-	-	-	-
Total Preschool Disabilities - Part-Time	-	-	-	-	-
Preschool Disabilities - Full-Time:					
Salaries of Teachers	-	-	-	-	-
Other Salaries for Instruction	-	-	-	-	-
Purchased Professional-Educational Services	-	-	-	-	-
Purchased Technical Services	-	-	-	-	-
Other Purchased Services (400-500 series)	-	-	-	-	-
General Supplies	-	-	-	-	-
Textbooks	-	-	-	-	-
Other Objects	-	-	-	-	-
Total Preschool Disabilities - Full-Time:	-	-	-	-	-
Home Instruction:					
Salaries of Teachers	-	-	-	-	-
Other Salaries for Instruction	-	-	-	-	-
Purchased Professional-Educational Services	-	-	-	-	-
Purchased Technical Services	-	-	-	-	-
Other Purchased Services (400-500 series)	-	-	-	-	-
General Supplies	-	-	-	-	-
Textbooks	-	-	-	-	-
Other Objects	-	-	-	-	-
Total Home Instruction	-	-	-	-	-
Cognitive - Severe:					
Salaries of Teachers	-	-	-	-	-
Other Salaries for Instruction	-	-	-	-	-
Purchased Professional-Educational Services	-	-	-	-	-
Purchased Technical Services	-	-	-	-	-
Other Purchased Services (400-500 series)	-	-	-	-	-
General Supplies	-	-	-	-	-
Textbooks	-	-	-	-	-
Other Objects	-	-	-	-	-
Total Cognitive - Severe	-	-	-	-	-
TOTAL SPECIAL EDUCATION - INSTRUCTION	\$ 861,778	\$ 1,252	\$ 863,030	\$ 734,694	\$ 128,336

**PATERSON PUBLIC SCHOOLS
 BLENDED RESOURCE FUND 15
 SCHEDULE OF BLENDED EXPENDITURES-BUDGET AND ACTUAL
 FOR THE FISCAL YEAR ENDED JUNE 30, 2009**

<u>School: No. 18</u>	<u>Original Budget</u>	<u>Budget Transfers</u>	<u>Final Budget</u>	<u>Actual</u>	<u>Variance Final to Actual</u>
Basic Skills/Remedial - Instruction					
Salaries of Teachers	-	-	-	-	-
Other Salaries for Instruction	-	-	-	-	-
Purchased Professional-Educational Services	-	-	-	-	-
Purchased Technical Services	-	-	-	-	-
Other Purchased Services (400-500 series)	-	-	-	-	-
General Supplies	-	-	-	-	-
Textbooks	-	-	-	-	-
Other Objects	-	-	-	-	-
Total Basic Skills/Remedial - Instruction	-	-	-	-	-
Bilingual Education - Instruction					
Salaries of Teachers	\$ 638,780	\$ (46,079)	\$ 592,701	\$ 592,701	-
Other Salaries for Instruction	66,486	-	66,486	64,955	\$ 1,531
Purchased Professional-Educational Services	-	-	-	-	-
Purchased Technical Services	-	-	-	-	-
Other Purchased Services (400-500 series)	-	-	-	-	-
General Supplies	55,834	962	56,796	48,275	8,521
Textbooks	3,033	-	3,033	2,976	57
Other Objects	-	-	-	-	-
Total Bilingual Education - Instruction	764,133	(45,117)	719,016	708,907	10,109
Vocational Programs - Local - Instruction					
Salaries of Teachers	-	-	-	-	-
Other Salaries for Instruction	-	-	-	-	-
Purchased Professional-Educational Services	-	-	-	-	-
Purchased Technical Services	-	-	-	-	-
Other Purchased Services (400-500 series)	-	-	-	-	-
General Supplies	-	-	-	-	-
Textbooks	-	-	-	-	-
Other Objects	-	-	-	-	-
Total Vocational Programs - Local - Instruction	-	-	-	-	-
School-Spon. Cocurricular Actvts. - Inst.					
Salaries	-	-	-	-	-
Purchased Services (300-500 series)	-	-	-	-	-
Supplies and Materials	-	-	-	-	-
Other Objects	-	-	-	-	-
Transfers to Cover Deficit (Agency Funds)	-	-	-	-	-
Total School-Spon. Cocurricular Actvts. - Inst.	-	-	-	-	-
School-Spon. Cocurricular Athletics - Inst.					
Salaries	-	-	-	-	-
Purchased Services (300-500 series)	-	-	-	-	-
Supplies and Materials	-	-	-	-	-
Other Objects	-	-	-	-	-
Transfers to Cover Deficit (Agency Funds)	-	-	-	-	-
Total School-Spon. Cocurricular Athletics - Inst.	-	-	-	-	-
Other Instructional Programs - Instruction					
Salaries	-	-	-	-	-
Purchased Services (300-500 series)	-	-	-	-	-
Supplies and Materials	-	-	-	-	-
Other Objects	-	-	-	-	-
Transfers to Cover Deficit (Agency Funds)	-	-	-	-	-
Total Other Instructional Programs - Instruction	-	-	-	-	-

Continued

PATERSON PUBLIC SCHOOLS
BLENDED RESOURCE FUND 15
SCHEDULE OF BLENDED EXPENDITURES-BUDGET AND ACTUAL
FOR THE FISCAL YEAR ENDED JUNE 30, 2009

<u>School: No. 18</u>	<u>Original Budget</u>	<u>Budget Transfers</u>	<u>Final Budget</u>	<u>Actual</u>	<u>Variance Final to Actual</u>
Community Services Programs/Operations					
Salaries	-	-	-	-	-
Purchased Services (300-500 series)	-	-	-	-	-
Supplies and Materials	-	-	-	-	-
Other Objects	-	-	-	-	-
Transfers to Cover Deficit (Agency Funds)	-	-	-	-	-
Total Community Services/Operations	-	-	-	-	-
Total Instruction	<u>\$ 5,776,341</u>	<u>\$ (252,938)</u>	<u>\$ 5,523,403</u>	<u>\$ 5,331,251</u>	<u>\$ 192,152</u>
Undistributed Expenditures - Instruction:					
Tuition to Other LEAs Within the State - Regular	-	-	-	-	-
Tuition to Other LEAs Within the Stat - Special	-	-	-	-	-
Tuition to County Voc. School Dist. - Regular	-	-	-	-	-
Tuition to County Voc. School Dist. - Special	-	-	-	-	-
Tuition to CSSD & Regional Day Schools	-	-	-	-	-
Tuition to Private Schools for the Disabled - Within State	-	-	-	-	-
Tuition to Private Schools for the Disabled & Oth LEAS - Spl, O/S	-	-	-	-	-
Tuition - State Facilities	-	-	-	-	-
Tuition - Other	-	-	-	-	-
Total Undistributed Expenditures - Instruction:	-	-	-	-	-
Undistributed Expend. - Attend. & Social Work					
Salaries	83,907	48,107	132,014	106,369	25,645
Purchased Professional and Technical Services	-	-	-	-	-
Other Purchased Services (400-500 series)	-	-	-	-	-
Supplies and Materials	825	(350)	475	-	475
Other Objects	-	-	-	-	-
Total Undistributed Expend. - Attend. & Social Work	<u>84,732</u>	<u>47,757</u>	<u>132,489</u>	<u>106,369</u>	<u>26,120</u>
Undistributed Expenditures - Health Services					
Salaries	99,471	-	99,471	99,471	-
Purchased Professional and Technical Services	-	-	-	-	-
Other Purchased Services (400-500 series)	-	-	-	-	-
Supplies and Materials	352	-	352	264	88
Other Objects	-	-	-	-	-
Total Undistributed Expenditures - Health Services	<u>99,823</u>	<u>-</u>	<u>99,823</u>	<u>99,735</u>	<u>88</u>
Undist. Expend. - Other Supp. Serv. Students - Related Serv.					
Salaries	-	-	-	-	-
Purchased Professional - Educational Services	-	-	-	-	-
Supplies and Materials	-	-	-	-	-
Other Objects	-	-	-	-	-
Total Undist. Expend. - Other Supp. Serv. Students - Related Serv.	-	-	-	-	-
Undist. Expend. - Other Supp. Serv. Students - Extra Serv.					
Salaries	-	-	-	-	-
Purchased Professional - Educational Services	-	-	-	-	-
Supplies and Materials	-	-	-	-	-
Other Objects	-	-	-	-	-
Total Undist. Expend. - Other Supp. Serv. Students - Extra Serv.	-	-	-	-	-
Undist. Expend. - Other Supp. Serv. Students-Reg.					
Salaries	168,922	(3,600)	165,322	165,322	-
Salaries of Secretarial and Clerical Assistants	-	-	-	-	-
Other Salaries	-	-	-	-	-
Purchased Professional - Educational Services	-	-	-	-	-
Other Purchased Prof. and Tech. Services	-	-	-	-	-
Other Purchased Services (400-500 series)	-	-	-	-	-
Supplies and Materials	522	-	522	511	11
Other Objects	-	-	-	-	-
Total Undist. Expend. - Other Supp. Serv. Students-Reg.	<u>169,444</u>	<u>(3,600)</u>	<u>165,844</u>	<u>165,833</u>	<u>11</u>

Continued

**PATERSON PUBLIC SCHOOLS
 BLENDED RESOURCE FUND 15
 SCHEDULE OF BLENDED EXPENDITURES-BUDGET AND ACTUAL
 FOR THE FISCAL YEAR ENDED JUNE 30, 2009**

<u>School: No. 18</u>	<u>Original Budget</u>	<u>Budget Transfers</u>	<u>Final Budget</u>	<u>Actual</u>	<u>Variance Final to Actual</u>
Undist. Expend. - Other Supp. Serv. Students -Spl.					
Salaries of Other Professional Staff	-	-	-	-	-
Salaries of Secretarial and Clerical Assistants	-	-	-	-	-
Other Salaries	-	-	-	-	-
Purchased Professional - Educational Services	-	-	-	-	-
Other Purchased Prof. and Tech. Services	-	-	-	-	-
Residential Costs	-	-	-	-	-
Mis. Pur. Serv.(400-500 series O/than Residential)	-	-	-	-	-
Supplies and Materials	-	-	-	-	-
Other Objects	-	-	-	-	-
Total Undist. Expend. - Other Supp. Serv. Students -Spl.	-	-	-	-	-
Undist. Expend. - Improvement of Inst. Serv.					
Salaries of Supervisor of Instruction	-	-	-	-	-
Salaries of Other Professional Staff	\$ 99,903	\$ (10,409)	\$ 89,494	\$ 67,046	\$ 22,448
Salaries of Secr and Clerical Assist.	-	-	-	-	-
Other Salaries	-	-	-	-	-
Purchased Prof- Educational Services	-	-	-	-	-
Other Purch Prof. and Tech. Services	-	-	-	-	-
Other Purch Services (400-500)	-	-	-	-	-
Supplies and Materials	1,000	-	1,000	938	62
Other Objects	-	-	-	-	-
Total Undist. Expend. - Improvement of Inst. Serv.	100,903	(10,409)	90,494	67,984	22,510
Undist. Expend. - Edu. Media Serv./Sch. Library					
Salaries	154,155	(36,583)	117,572	115,559	2,013
Purchased Professional and Technical Services	-	-	-	-	-
Other Purchased Services (400-500 series)	599	-	599	599	-
Supplies and Materials	23,510	539	24,049	17,765	6,284
Other Objects	-	-	-	-	-
Total Undist. Expend. - Edu. Media Serv./Sch. Library	178,264	(36,044)	142,220	133,923	8,297
Undist. Expend. - Instructional Staff Training Serv.					
Salaries of Supervisors of Instruction	-	-	-	-	-
Salaries of Other Professional Staff	-	-	-	-	-
Salaries of Secretarial and Clerical Assist	-	-	-	-	-
Other Salaries	-	-	-	-	-
Purchased Professional - Educational Serv	-	-	-	-	-
Other Purchased Prof. and Tech. Services	-	-	-	-	-
Other Purchased Services (400-500 series)	-	-	-	-	-
Supplies and Materials	-	-	-	-	-
Other Objects	-	-	-	-	-
Total Undist. Expend. - Instructional Staff Training Serv.	-	-	-	-	-
Undist. Expend. - Supp. Serv. - General Admin.					
Salaries	-	-	-	-	-
Legal Services	-	-	-	-	-
Other Purchased Professional Services	-	-	-	-	-
Purchased Technical Services	-	-	-	-	-
Communications/Telephone	-	-	-	-	-
Other Purchased Services (400-500 series)	-	-	-	-	-
Supplies and Materials	-	-	-	-	-
Judgements Against The School District	-	-	-	-	-
Miscellaneous Expenditures	-	-	-	-	-
Total Undist. Expend. - Supp. Serv. - General Admin.	-	-	-	-	-

**PATERSON PUBLIC SCHOOLS
BLENDED RESOURCE FUND 15
SCHEDULE OF BLENDED EXPENDITURES-BUDGET AND ACTUAL
FOR THE FISCAL YEAR ENDED JUNE 30, 2009**

<u>School: No. 18</u>	Original Budget	Budget Transfers	Final Budget	Actual	Variance Final to Actual
Undist. Expend. - Support Serv. - School Admin.					
Salaries of Principals/Assistant Principals	\$ 299,792	-	\$ 299,792	\$ 299,792	-
Salaries of Other Professional Staff		-			-
Salaries of Secretarial and Clerical Assistants	117,971	-	117,971	108,282	\$ 9,689
Other Salaries		-			-
Purchased Professional and Technical Services		-			-
Other Purchased Services (400-500 series)		\$ 840	840	20	820
Supplies and Materials	19,183	(240)	18,943	17,083	1,860
Other Objects		-			-
Total Undist. Expend. - Support Serv. - School Admin.	<u>436,946</u>	<u>600</u>	<u>437,546</u>	<u>425,177</u>	<u>12,369</u>
Undist. Expend. -Allowable Maintenance for School Facilities					
Salaries	-	-	-	-	-
Cleaning, Repair, and Maintenance Services	-	-	-	-	-
General Supplies	-	-	-	-	-
Other Objects	-	-	-	-	-
Total Undist. Expend. -Allowable Maintenance for School Facilities	<u>-</u>	<u>-</u>	<u>-</u>	<u>-</u>	<u>-</u>
Undist. Expend. - Oth. Oper. & Maint. of Plant					
Salaries	53,039	-	53,039	53,039	-
Purchased Professional and Technical Services		-			-
Cleaning, Repair and Maintenance Services		-			-
Rental of Land & Building Other than Lease Purchases		-			-
Other Purchased Property Services		-			-
Insurance		-			-
Miscellaneous Purchased Services		-			-
General Supplies	8,900	-	8,900		8,900
Energy (Energy and Electricity)	-	-	-	-	-
Other Objects		-			-
Total Undist. Expend. - Other Oper. & Maint. Of Plant	<u>61,939</u>	<u>-</u>	<u>61,939</u>	<u>53,039</u>	<u>8,900</u>
Total Undist. Expend. - Oper. & Maint. Of Plant	<u>61,939</u>	<u>-</u>	<u>61,939</u>	<u>53,039</u>	<u>8,900</u>
Undist. Expend. - Student Transportation Serv.					
Sal. For Pup. Trans. (Bet. Home and School) - Regular	-	-	-	-	-
Sal. For Pup. Trans. (Bet. Home and School) - Special	-	-	-	-	-
Sal. For Pup. Trans. (Other than Bet. Home and School)	-	-	-	-	-
Management Fees - ESC & CTSA Transportation Programs	-	-	-	-	-
Other Purchased Professional and Technical Services	-	-	-	-	-
Cleaning, Repair and Maintenance Services	-	-	-	-	-
Rental Payments - School Buses	-	-	-	-	-
Lease Purchase Payments - School Buses	-	-	-	-	-
Contract Services - (Between Home and School) - Vendors	-	-	-	-	-
Contr Serv (Oth. than Bet Home & Sch)-Vend	-	4,725	4,725	3,734	991
Contract Services - (Between Home and Sch) - Joint Agrmts	-	-	-	-	-
Contr Serv (Spl. Ed. Students) - Vendors	-	-	-	-	-
Contr Serv (Spl. Ed. Students) - Joint Agrmt	-	-	-	-	-
Contr Serv (Regular Students) - ESCs & CTSA	-	-	-	-	-
Contr Serv (Spl. Ed. Students) - ESCs & CTSA	-	-	-	-	-
Contr Serv. - Aid in Lieu Payments	-	-	-	-	-
Misc. Purchased Serv. - Transportation	-	-	-	-	-
Supplies and Materials	-	-	-	-	-
Miscellaneous Expenditures	-	-	-	-	-
Total Undist. Expend. - Student Transportation Serv.	<u>-</u>	<u>4,725</u>	<u>4,725</u>	<u>3,734</u>	<u>991</u>

Continued

**PATERSON PUBLIC SCHOOLS
 BLENDED RESOURCE FUND 15
 SCHEDULE OF BLENDED EXPENDITURES-BUDGET AND ACTUAL
 FOR THE FISCAL YEAR ENDED JUNE 30, 2009**

<u>School: No. 18</u>	<u>Original Budget</u>	<u>Budget Transfers</u>	<u>Final Budget</u>	<u>Actual</u>	<u>Variance Final to Actual</u>
Undist. Expend. - Business and Other Support Serv.					
Increase in Sale/Lease-back Reserve					
Salaries	-	-	-	-	-
Purchased Professional Services	-	-	-	-	-
Purchased Technical Services	-	-	-	-	-
Other Purchased Services (400-500 series Oth Residential Costs)	-	-	-	-	-
Sale/Lease-back Payments	-	-	-	-	-
Supplies and Materials	-	-	-	-	-
Interest on Current Loan	-	-	-	-	-
Interest on Lease Purchase Agreements	-	-	-	-	-
Miscellaneous Expenditures	-	-	-	-	-
Total Undist. Expend. - Business and Other Support Serv.	-	-	-	-	-
UNALLOCATED BENEFITS					
Group Insurance	-	-	-	-	-
Social Security Contributions	\$ 128,178	\$ (37,595)	\$ 90,583	\$ 83,722	\$ 6,861
T.P.A.F. Contributions - ERIP	-	-	-	-	-
Other Retirement Contributions - Regular	-	-	-	-	-
Other Retirement Contributions - ERIP	-	-	-	-	-
Unemployment Compensation	-	-	-	-	-
Workmen's Compensation	-	-	-	-	-
Health Benefits	1,313,235	8,845	1,322,080	1,262,901	59,179
Tuition Reimbursement	-	-	-	-	-
Other Employee Benefits	-	350	350	350	-
TOTAL UNALLOCATED BENEFITS	1,441,413	(28,400)	1,413,013	1,346,973	66,040
On-behalf TPAF pension Contributions (non-budgeted)	-	-	-	-	-
Reimbursed TPAF Social Security Contributions (non-budgeted)	-	-	-	-	-
TOTAL ON-BEHALF CONTRIBUTIONS	-	-	-	-	-
TOTAL PERSONAL SERVICES - EMPLOYEE BENEFITS	1,441,413	(28,400)	1,413,013	1,346,973	66,040
Undistributed Expenditures - Food Services					
Transfers to Cover Deficit (Enterprise Fund)	-	-	-	-	-
TOTAL UNDISTRIBUTED EXPENDITURES	2,573,464	(25,371)	2,548,093	2,402,767	145,326
TOTAL SCHOOL BASED BUDGET CURRENT EXPENSE	8,349,805	(278,309)	8,071,496	7,734,018	337,478
CAPITAL OUTLAY					
Equipment					
Regular Program - Instruction:					
Kindergarten	-	-	-	-	-
Grades 1-5	-	-	-	-	-
Grades 6-8	-	-	-	-	-
Grades 9-12	-	-	-	-	-
Home Instruction	-	-	-	-	-
Special Education - Instruction:					
Cognitive - Mild	-	-	-	-	-
Cognitive - Moderate	-	-	-	-	-
Learning and/or Language Disabilities	-	-	-	-	-
Visual Impairments	-	-	-	-	-
Auditory Impairments	-	-	-	-	-
Behavioral Disabilities	-	-	-	-	-
Multiple Disabilities	-	-	-	-	-
Resource Room/Resource Center	-	-	-	-	-
Autism	-	-	-	-	-
Preschool Disabilities - Part-Time	-	-	-	-	-
Preschool Disabilities - Full-Time	-	-	-	-	-
Home Instruction	-	-	-	-	-
Cognitive - Severe	-	-	-	-	-

**PATERSON PUBLIC SCHOOLS
 BLENDED RESOURCE FUND 15
 SCHEDULE OF BLENDED EXPENDITURES-BUDGET AND ACTUAL
 FOR THE FISCAL YEAR ENDED JUNE 30, 2009**

<u>School: No. 18</u>	<u>Original Budget</u>	<u>Budget Transfers</u>	<u>Final Budget</u>	<u>Actual</u>	<u>Variance Final to Actual</u>
Basic Skills/Remedial - Instruction	-	-	-	-	-
Bilingual Education - Instruction	-	-	-	-	-
Vocational Programs - Local - Instruction	-	-	-	-	-
School-Sponsored and Other Instructional Program	-	-	-	-	-
Undistributed Expenditures - Instruction	-	-	-	-	-
Undist.Expend.-Support Serv.-Students - Reg.	-	-	-	-	-
Undist.Expend.-Support Serv. - Related & Extraordinary	-	-	-	-	-
Undist.Expend.-Support Serv.-Students - Special	-	-	-	-	-
Undist.Expend.-Support Serv. - Inst. Staff	-	-	-	-	-
Undistributed Expenditures - General Admin.	-	-	-	-	-
Undistributed Expenditures - School Admin.	-	-	-	-	-
Undistributed Expenditures - Operation of Plant Services	-	-	-	-	-
Undistributed Expenditures - Student Trans. - Non Inst. Equip	-	-	-	-	-
School Buses - Regular	-	-	-	-	-
School Buses - Special	-	-	-	-	-
Undistributed Expenditures - Business/Other Support Serv.	-	-	-	-	-
Undistributed Expenditures - Non Inst. Serv.	-	-	-	-	-
Special Schools (All Programs)	-	-	-	-	-
Total Equipment	-	-	-	-	-
Facilities Acquisition and Construction Services	-	-	-	-	-
Salaries	-	-	-	-	-
Legal Services	-	-	-	-	-
Other Purchased Prof. and Tech. Services	-	-	-	-	-
Construction Services	-	-	-	-	-
General Supplies	-	-	-	-	-
Land and Improvements	-	-	-	-	-
Lease Purchase Agreements - Principal	-	-	-	-	-
Buildings Other than Lease Purchase Agreement	-	-	-	-	-
Other Objects	-	-	-	-	-
Facilities Grant - Transfer to Special Revenue	-	-	-	-	-
Total Facilities Acquisition and Construction Services	-	-	-	-	-
Capital Reserve - Transfer to Capital Projects	-	-	-	-	-
Capital Reserve - Transfer to Debt Service	-	-	-	-	-
Assets Acquired Under Capital Leases (non-budgeted)	-	-	-	-	-
Undistributed Expenditures:	-	-	-	-	-
General Administration	-	-	-	-	-
School Administration	-	-	-	-	-
Assets Acquired Under Capital Leases (non-budgeted)	-	-	-	-	-
TOTAL CAPITAL OUTLAY	-	-	-	-	-
SPECIAL SCHOOLS	-	-	-	-	-
Summer School - Instruction	-	-	-	-	-
Salaries of Teachers	-	-	-	-	-
Other Salaries for Instruction	-	-	-	-	-
Purchased Professional and Technical Services	-	-	-	-	-
Other Purchased Services (400-500 series)	-	-	-	-	-
General Supplies	-	-	-	-	-
Textbooks	-	-	-	-	-
Other Objects	-	-	-	-	-
Total Summer School - Instruction	-	-	-	-	-

Continued

**PATERSON PUBLIC SCHOOLS
 BLENDED RESOURCE FUND 15
 SCHEDULE OF BLENDED EXPENDITURES-BUDGET AND ACTUAL
 FOR THE FISCAL YEAR ENDED JUNE 30, 2009**

<u>School: No. 18</u>	Original Budget	Budget Transfers	Final Budget	Actual	Variance Final to Actual
Summer School - Support Services					
Salaries	-	-	-	-	-
Personal Services - Employee Benefits	-	-	-	-	-
Purchased Professional and Technical Services	-	-	-	-	-
Other Purchased Services (400-500 series)	-	-	-	-	-
Supplies and Materials	-	-	-	-	-
Other Objects	-	-	-	-	-
Total Summer School - Support Services	-	-	-	-	-
Total Summer School	-	-	-	-	-
Other Special Schools - Instruction					
Salaries of Teachers	-	-	-	-	-
Other Salaries for Instruction	-	-	-	-	-
Purchased Professional and Technical Services	-	-	-	-	-
Other Purchased Services (400-500 series)	-	-	-	-	-
General Supplies	-	-	-	-	-
Textbooks	-	-	-	-	-
Other Objects	-	-	-	-	-
Total Other Special Schools - Instruction	-	-	-	-	-
Other Special Schools - Support Services					
Salaries	-	-	-	-	-
Personal Services - Employee Benefits	-	-	-	-	-
Purchased Professional and Technical Services	-	-	-	-	-
Other Purchased Services (400-500 series)	-	-	-	-	-
Supplies and Materials	-	-	-	-	-
Other Objects	-	-	-	-	-
Total Other Special Schools - Support Services	-	-	-	-	-
Total Other Special Schools	-	-	-	-	-
Accred. Even./Adult H.S./Post-Grad.-Inst.					
Salaries of Teachers	-	-	-	-	-
Other Salaries for Instruction	-	-	-	-	-
Purchased Professional and Technical Services	-	-	-	-	-
Other Purchased Services (400-500 series)	-	-	-	-	-
General Supplies	-	-	-	-	-
Textbooks	-	-	-	-	-
Other Objects	-	-	-	-	-
Total Accred. Even./Adult H.S./Post-Grad.-Inst.	-	-	-	-	-
Accred. Even./Adult H.S./Post-Grad.-Supp. Service					
Salaries	-	-	-	-	-
Personal Services - Employee Benefits	-	-	-	-	-
Purchased Professional and Technical Services	-	-	-	-	-
Other Purchased Services (400-500 series)	-	-	-	-	-
Supplies and Materials	-	-	-	-	-
Other Objects	-	-	-	-	-
Total Accred. Even./Adult H.S./Post-Grad.-Supp. Service	-	-	-	-	-
Total Accred. Even./Adult H.S./Post-Grad.	-	-	-	-	-
Adult Education-Local-Instruction					
Salaries of Teachers	-	-	-	-	-
Other Salaries for Instruction	-	-	-	-	-
Purchased Professional and Technical Services	-	-	-	-	-
Other Purchased Services (400-500 series)	-	-	-	-	-
General Supplies	-	-	-	-	-
Textbooks	-	-	-	-	-
Other Objects	-	-	-	-	-
Total Adult Education-Local-Instruction	-	-	-	-	-

**PATERSON PUBLIC SCHOOLS
 BLENDED RESOURCE FUND 15
 SCHEDULE OF BLENDED EXPENDITURES-BUDGET AND ACTUAL
 FOR THE FISCAL YEAR ENDED JUNE 30, 2009**

<u>School: No. 18</u>	Original Budget	Budget Transfers	Final Budget	Actual	Variance Final to Actual
Adult Education-Local -Support Serv.					
Salaries	-	-	-	-	-
Personal Services - Employee Benefits	-	-	-	-	-
Purchased Professional and Technical Services	-	-	-	-	-
Other Purchased Services (400-500 series)	-	-	-	-	-
Supplies and Materials	-	-	-	-	-
Other Objects	-	-	-	-	-
Total Adult Education-Local -Support Serv.	-	-	-	-	-
Total Adult Education-Local	-	-	-	-	-
Vocational Evening-Local-Instruction					
Salaries of Teachers	-	-	-	-	-
Other Salaries for Instruction	-	-	-	-	-
Purchased Professional and Technical Services	-	-	-	-	-
Other Purchased Services (400-500 series)	-	-	-	-	-
General Supplies	-	-	-	-	-
Textbooks	-	-	-	-	-
Other Objects	-	-	-	-	-
Total Vocational Evening-Local-Instruction	-	-	-	-	-
Vocational Evening-Local-Support Serv.					
Salaries	-	-	-	-	-
Personal Services - Employee Benefits	-	-	-	-	-
Purchased Professional and Technical Services	-	-	-	-	-
Other Purchased Services (400-500 series)	-	-	-	-	-
Supplies and Materials	-	-	-	-	-
Other Objects	-	-	-	-	-
Total Vocational Evening-Local-Support Serv.	-	-	-	-	-
Total Vocational Evening-Local	-	-	-	-	-
Even.-Sch.-Foreign-Born-Local-Inst.					
Salaries of Teachers	-	-	-	-	-
Other Salaries for Instruction	-	-	-	-	-
Purchased Professional and Technical Services	-	-	-	-	-
Other Purchased Services (400-500 series)	-	-	-	-	-
General Supplies	-	-	-	-	-
Textbooks	-	-	-	-	-
Other Objects	-	-	-	-	-
Total Even.-Sch.-Foreign-Born-Local-Inst.	-	-	-	-	-
Even.-Sch.-Foreign-Born-Local-Sup. Serv.					
Salaries	-	-	-	-	-
Personal Services - Employee Benefits	-	-	-	-	-
Purchased Professional and Technical Services	-	-	-	-	-
Other Purchased Services (400-500 series)	-	-	-	-	-
Supplies and Materials	-	-	-	-	-
Other Objects	-	-	-	-	-
Total Even.-Sch.-Foreign-Born-Local-Sup. Serv.	-	-	-	-	-
Total Even.-Sch.-Foreign-Born-Local	-	-	-	-	-
TOTAL SPECIAL SCHOOLS	-	-	-	-	-
Transfer of Funds to Charter Schools	-	-	-	-	-
TOTAL SCHOOL BASED EXPENDITURES	\$ 8,349,805	\$ (278,309)	\$ 8,071,496	\$ 7,734,018	\$ 337,478

**PATERSON PUBLIC SCHOOLS
 BLENDED RESOURCE FUND 15
 SCHEDULE OF BLENDED EXPENDITURES-BUDGET AND ACTUAL
 FOR THE FISCAL YEAR ENDED JUNE 30, 2009**

<u>School: No. 18</u>	<u>Original Budget</u>	<u>Budget Transfers</u>	<u>Final Budget</u>	<u>Actual</u>	<u>Variance Final to Actual</u>
Other Financing Sources:					
Operating Transfer In	\$ 8,349,805	\$ (278,309)	\$ 8,071,496	\$ 7,734,018	\$ 337,478
Operating Transfer Out:					
Transfer to Food Service Fund - Board Contribution	-	-	-	-	-
Capital Leases (non-budgeted)	-	-	-	-	-
Total Other Financing Sources:	<u>8,349,805</u>	<u>(278,309)</u>	<u>8,071,496</u>	<u>7,734,018</u>	<u>337,478</u>
Excess (Deficiency) of Other Financing Sources Over (Under) Expenditures and Other Financing (Uses)	-	-	-	-	-
Fund Balance, July 1	-	-	-	-	-
Fund Balance, June 30	<u>\$ -</u>	<u>\$ -</u>	<u>\$ -</u>	<u>\$ -</u>	<u>\$ -</u>

**PATERSON PUBLIC SCHOOLS
 BLENDED RESOURCE FUND 15
 SCHEDULE OF BLENDED EXPENDITURES-BUDGET AND ACTUAL
 FOR THE FISCAL YEAR ENDED JUNE 30, 2009**

<u>School: No. 19</u>	<u>Original Budget</u>	<u>Budget Transfers</u>	<u>Final Budget</u>	<u>Actual</u>	<u>Variance Final to Actual</u>
REGULAR PROGRAMS - INSTRUCTION					
Regular Programs - Instruction					
Kindergarten - Salaries of Teachers	\$ 103,303	-	\$ 103,303	\$ 102,303	\$ 1,000
Grades 1-5 - Salaries of Teachers	1,264,658	-	1,264,658	1,262,164	2,494
Grades 6-8 - Salaries of Teachers		-			-
Grades 9-12 - Salaries of Teachers		-			-
Regular Programs - Home Instruction:					
Salaries of Teachers		-			-
Other Salaries for Instruction		-			-
Purchased Professional -Educational Services		-			-
Purchased Technical Services		-			-
Other Purchased Services (400-500 series)		-			-
General Supplies		-			-
Textbooks		-			-
Other Objects		-			-
Regular Programs - Undistributed Instruction					
Other Salaries for Instruction	75,174	-	75,174	74,874	300
Purchased Professional-Educational Services		-			-
Purchased Technical Services		-			-
Other Purchased Services (400-500 series)		-			-
General Supplies	71,193	-	71,193	62,777	8,416
Textbooks	3,000	-	3,000		3,000
Other Objects	800	\$ 2,618	3,418	2,231	1,187
TOTAL REGULAR PROGRAMS - INSTRUCTION	1,518,128	2,618	1,520,746	1,504,349	16,397
SPECIAL EDUCATION - INSTRUCTION					
Cognitive - Mild:					
Salaries of Teachers	51,132	(7,882)	43,250	43,210	40
Other Salaries for Instruction	43,368	-	43,368	43,368	-
Purchased Professional-Educational Services		-			-
Purchased Technical Services		-			-
Other Purchased Services (400-500 series)		-			-
General Supplies	3,100	-	3,100		3,100
Textbooks	350	-	350		350
Other Objects		-			-
Total Cognitive - Mild	97,950	(7,882)	90,068	86,578	3,490
Cognitive - Moderate:					
Salaries of Teachers	-	-	-	-	-
Other Salaries for Instruction	-	-	-	-	-
Purchased Professional-Educational Services	-	-	-	-	-
Purchased Technical Services	-	-	-	-	-
Other Purchased Services (400-500 series)	-	-	-	-	-
General Supplies	-	-	-	-	-
Textbooks	-	-	-	-	-
Other Objects	-	-	-	-	-
Total Cognitive - Moderate	-	-	-	-	-
Learning and/or Language Disabilities:					
Salaries of Teachers	-	-	-	-	-
Other Salaries for Instruction	-	-	-	-	-
Purchased Professional-Educational Services	-	-	-	-	-
Purchased Technical Services	-	-	-	-	-
Other Purchased Services (400-500 series)	-	-	-	-	-
General Supplies	-	-	-	-	-
Textbooks	-	-	-	-	-
Other Objects	-	-	-	-	-
Total Learning and/or Language Disabilities	-	-	-	-	-

Continued

**PATERSON PUBLIC SCHOOLS
 BLENDED RESOURCE FUND 15
 SCHEDULE OF BLENDED EXPENDITURES-BUDGET AND ACTUAL
 FOR THE FISCAL YEAR ENDED JUNE 30, 2009**

<u>School: No. 19</u>	<u>Original Budget</u>	<u>Budget Transfers</u>	<u>Final Budget</u>	<u>Actual</u>	<u>Variance Final to Actual</u>
Visual Impairments:					
Salaries of Teachers	-	-	-	-	-
Other Salaries for Instruction	-	-	-	-	-
Purchased Professional-Educational Services	-	-	-	-	-
Purchased Technical Services	-	-	-	-	-
Other Purchased Services (400-500 series)	-	-	-	-	-
General Supplies	-	-	-	-	-
Textbooks	-	-	-	-	-
Other Objects	-	-	-	-	-
Total Visual Impairments	-	-	-	-	-
Auditory Impairments:					
Salaries of Teachers	-	-	-	-	-
Other Salaries for Instruction	-	-	-	-	-
Purchased Professional-Educational Services	-	-	-	-	-
Purchased Technical Services	-	-	-	-	-
Other Purchased Services (400-500 series)	-	-	-	-	-
General Supplies	-	-	-	-	-
Textbooks	-	-	-	-	-
Other Objects	-	-	-	-	-
Total Auditory Impairments	-	-	-	-	-
Behavioral Disabilities:					
Salaries of Teachers	-	-	-	-	-
Other Salaries for Instruction	-	-	-	-	-
Purchased Professional-Educational Services	-	-	-	-	-
Purchased Technical Services	-	-	-	-	-
Other Purchased Services (400-500 series)	-	-	-	-	-
General Supplies	-	-	-	-	-
Textbooks	-	-	-	-	-
Other Objects	-	-	-	-	-
Total Behavioral Disabilities	-	-	-	-	-
Multiple Disabilities:					
Salaries of Teachers	-	-	-	-	-
Other Salaries for Instruction	-	-	-	-	-
Purchased Professional-Educational Services	-	-	-	-	-
Purchased Technical Services	-	-	-	-	-
Other Purchased Services (400-500 series)	-	-	-	-	-
General Supplies	-	-	-	-	-
Textbooks	-	-	-	-	-
Other Objects	-	-	-	-	-
Total Multiple Disabilities	-	-	-	-	-
Resource Room/Resource Center:					
Salaries of Teachers	\$ 80,025	\$ 7,098	\$ 87,123	\$ 73,776	\$ 13,347
Other Salaries for Instruction	-	-	-	-	-
Purchased Professional-Educational Services	-	-	-	-	-
Purchased Technical Services	-	-	-	-	-
Other Purchased Services (400-500 series)	-	-	-	-	-
General Supplies	1,000	-	1,000	295	705
Textbooks	450	-	450	-	450
Other Objects	-	-	-	-	-
Total Resource Room/Resource Center	81,475	7,098	88,573	74,071	14,502

Continued

**PATERSON PUBLIC SCHOOLS
 BLENDED RESOURCE FUND 15
 SCHEDULE OF BLENDED EXPENDITURES-BUDGET AND ACTUAL
 FOR THE FISCAL YEAR ENDED JUNE 30, 2009**

<u>School: No. 19</u>	<u>Original Budget</u>	<u>Budget Transfers</u>	<u>Final Budget</u>	<u>Actual</u>	<u>Variance Final to Actual</u>
Autism:					
Salaries of Teachers	-	-	-	-	-
Other Salaries for Instruction	-	-	-	-	-
Purchased Professional-Educational Services	-	-	-	-	-
Purchased Technical Services	-	-	-	-	-
Other Purchased Services (400-500 series)	-	-	-	-	-
General Supplies	-	-	-	-	-
Textbooks	-	-	-	-	-
Other Objects	-	-	-	-	-
Total Autism	<u>-</u>	<u>-</u>	<u>-</u>	<u>-</u>	<u>-</u>
Preschool Disabilities - Part-Time:					
Salaries of Teachers	-	-	-	-	-
Other Salaries for Instruction	-	-	-	-	-
Purchased Professional-Educational Services	-	-	-	-	-
Purchased Technical Services	-	-	-	-	-
Other Purchased Services (400-500 series)	-	-	-	-	-
General Supplies	-	-	-	-	-
Textbooks	-	-	-	-	-
Other Objects	-	-	-	-	-
Total Preschool Disabilities - Part-Time	<u>-</u>	<u>-</u>	<u>-</u>	<u>-</u>	<u>-</u>
Preschool Disabilities - Full-Time:					
Salaries of Teachers	-	-	-	-	-
Other Salaries for Instruction	-	-	-	-	-
Purchased Professional-Educational Services	-	-	-	-	-
Purchased Technical Services	-	-	-	-	-
Other Purchased Services (400-500 series)	-	-	-	-	-
General Supplies	-	-	-	-	-
Textbooks	-	-	-	-	-
Other Objects	-	-	-	-	-
Total Preschool Disabilities - Full-Time:	<u>-</u>	<u>-</u>	<u>-</u>	<u>-</u>	<u>-</u>
Home Instruction:					
Salaries of Teachers	-	-	-	-	-
Other Salaries for Instruction	-	-	-	-	-
Purchased Professional-Educational Services	-	-	-	-	-
Purchased Technical Services	-	-	-	-	-
Other Purchased Services (400-500 series)	-	-	-	-	-
General Supplies	-	-	-	-	-
Textbooks	-	-	-	-	-
Other Objects	-	-	-	-	-
Total Home Instruction	<u>-</u>	<u>-</u>	<u>-</u>	<u>-</u>	<u>-</u>
Cognitive - Severe:					
Salaries of Teachers	-	-	-	-	-
Other Salaries for Instruction	-	-	-	-	-
Purchased Professional-Educational Services	-	-	-	-	-
Purchased Technical Services	-	-	-	-	-
Other Purchased Services (400-500 series)	-	-	-	-	-
General Supplies	-	-	-	-	-
Textbooks	-	-	-	-	-
Other Objects	-	-	-	-	-
Total Cognitive - Severe	<u>-</u>	<u>-</u>	<u>-</u>	<u>-</u>	<u>-</u>
TOTAL SPECIAL EDUCATION - INSTRUCTION	<u>\$ 179,425</u>	<u>\$ (784)</u>	<u>\$ 178,641</u>	<u>\$ 160,649</u>	<u>\$ 17,992</u>

**PATERSON PUBLIC SCHOOLS
 BLENDED RESOURCE FUND 15
 SCHEDULE OF BLENDED EXPENDITURES-BUDGET AND ACTUAL
 FOR THE FISCAL YEAR ENDED JUNE 30, 2009**

<u>School: No. 19</u>	<u>Original Budget</u>	<u>Budget Transfers</u>	<u>Final Budget</u>	<u>Actual</u>	<u>Variance Final to Actual</u>
Basic Skills/Remedial - Instruction					
Salaries of Teachers	-	-	-	-	-
Other Salaries for Instruction	-	-	-	-	-
Purchased Professional-Educational Services	-	-	-	-	-
Purchased Technical Services	-	-	-	-	-
Other Purchased Services (400-500 series)	-	-	-	-	-
General Supplies	-	-	-	-	-
Textbooks	-	-	-	-	-
Other Objects	-	-	-	-	-
Total Basic Skills/Remedial - Instruction	-	-	-	-	-
Bilingual Education - Instruction					
Salaries of Teachers	\$ 159,979	-	\$ 159,979	\$ 159,479	\$ 500
Other Salaries for Instruction	-	-	-	-	-
Purchased Professional-Educational Services	-	-	-	-	-
Purchased Technical Services	-	-	-	-	-
Other Purchased Services (400-500 series)	100	-	100	-	100
General Supplies	1,000	-	1,000	639	361
Textbooks	250	-	250	-	250
Other Objects	-	-	-	-	-
Total Bilingual Education - Instruction	161,329	-	161,329	160,118	1,211
Vocational Programs - Local - Instruction					
Salaries of Teachers	-	-	-	-	-
Other Salaries for Instruction	-	-	-	-	-
Purchased Professional-Educational Services	-	-	-	-	-
Purchased Technical Services	-	-	-	-	-
Other Purchased Services (400-500 series)	-	-	-	-	-
General Supplies	-	-	-	-	-
Textbooks	-	-	-	-	-
Other Objects	-	-	-	-	-
Total Vocational Programs - Local - Instruction	-	-	-	-	-
School-Spon. Cocurricular Actvts. - Inst.					
Salaries	-	-	-	-	-
Purchased Services (300-500 series)	-	-	-	-	-
Supplies and Materials	-	-	-	-	-
Other Objects	-	-	-	-	-
Transfers to Cover Deficit (Agency Funds)	-	-	-	-	-
Total School-Spon. Cocurricular Actvts. - Inst.	-	-	-	-	-
School-Spon. Cocurricular Athletics - Inst.					
Salaries	-	-	-	-	-
Purchased Services (300-500 series)	-	-	-	-	-
Supplies and Materials	-	-	-	-	-
Other Objects	-	-	-	-	-
Transfers to Cover Deficit (Agency Funds)	-	-	-	-	-
Total School-Spon. Cocurricular Athletics - Inst.	-	-	-	-	-
Other Instructional Programs - Instruction					
Salaries	-	-	-	-	-
Purchased Services (300-500 series)	-	-	-	-	-
Supplies and Materials	-	-	-	-	-
Other Objects	-	-	-	-	-
Transfers to Cover Deficit (Agency Funds)	-	-	-	-	-
Total Other Instructional Programs - Instruction	-	-	-	-	-

Continued

PATERSON PUBLIC SCHOOLS
BLENDED RESOURCE FUND 15
SCHEDULE OF BLENDED EXPENDITURES-BUDGET AND ACTUAL
FOR THE FISCAL YEAR ENDED JUNE 30, 2009

<u>School: No. 19</u>	<u>Original Budget</u>	<u>Budget Transfers</u>	<u>Final Budget</u>	<u>Actual</u>	<u>Variance Final to Actual</u>
Community Services Programs/Operations					
Salaries	-	-	-	-	-
Purchased Services (300-500 series)	-	-	-	-	-
Supplies and Materials	-	-	-	-	-
Other Objects	-	-	-	-	-
Transfers to Cover Deficit (Agency Funds)	-	-	-	-	-
Total Community Services/Operations	-	-	-	-	-
Total Instruction	\$ 1,858,882	\$ 1,834	\$ 1,860,716	\$ 1,825,116	\$ 35,600
Undistributed Expenditures - Instruction:					
Tuition to Other LEAs Within the State - Regular	-	-	-	-	-
Tuition to Other LEAs Within the Stat - Special	-	-	-	-	-
Tuition to County Voc. School Dist. - Regular	-	-	-	-	-
Tuition to County Voc. School Dist. - Special	-	-	-	-	-
Tuition to CSSD & Regional Day Schools	-	-	-	-	-
Tuition to Private Schools for the Disabled - Within State	-	-	-	-	-
Tuition to Private Schools for the Disabled & Oth LEAS - Spl, O/S	-	-	-	-	-
Tuition - State Facilities	-	-	-	-	-
Tuition - Other	-	-	-	-	-
Total Undistributed Expenditures - Instruction:	-	-	-	-	-
Undistributed Expend. - Attend. & Social Work					
Salaries	8,700	58,084	66,784	65,783	1,001
Purchased Professional and Technical Services	-	-	-	-	-
Other Purchased Services (400-500 series)	-	-	-	-	-
Supplies and Materials	400	(350)	50	-	50
Other Objects	-	-	-	-	-
Total Undistributed Expend. - Attend. & Social Work	9,100	57,734	66,834	65,783	1,051
Undistributed Expenditures - Health Services					
Salaries	76,910	-	76,910	67,410	9,500
Purchased Professional and Technical Services	-	-	-	-	-
Other Purchased Services (400-500 series)	-	-	-	-	-
Supplies and Materials	100	-	100	61	39
Other Objects	-	-	-	-	-
Total Undistributed Expenditures - Health Services	77,010	-	77,010	67,471	9,539
Undist. Expend. - Other Supp. Serv. Students - Related Serv.					
Salaries	-	-	-	-	-
Purchased Professional - Educational Services	-	-	-	-	-
Supplies and Materials	-	-	-	-	-
Other Objects	-	-	-	-	-
Total Undist. Expend. - Other Supp. Serv. Students - Related Serv.	-	-	-	-	-
Undist. Expend. - Other Supp. Serv. Students - Extra Serv.					
Salaries	-	-	-	-	-
Purchased Professional - Educational Services	-	-	-	-	-
Supplies and Materials	-	-	-	-	-
Other Objects	-	-	-	-	-
Total Undist. Expend. - Other Supp. Serv. Students - Extra Serv.	-	-	-	-	-
Undist. Expend. - Other Supp. Serv. Students-Reg.					
Salaries	101,463	-	101,463	101,463	-
Salaries of Secretarial and Clerical Assistants	-	-	-	-	-
Other Salaries	-	-	-	-	-
Purchased Professional - Educational Services	-	-	-	-	-
Other Purchased Prof. and Tech. Services	-	-	-	-	-
Other Purchased Services (400-500 series)	-	-	-	-	-
Supplies and Materials	100	-	100	-	100
Other Objects	-	-	-	-	-
Total Undist. Expend. - Other Supp. Serv. Students-Reg.	101,563	-	101,563	101,463	100

Continued

**PATERSON PUBLIC SCHOOLS
 BLENDED RESOURCE FUND 15
 SCHEDULE OF BLENDED EXPENDITURES-BUDGET AND ACTUAL
 FOR THE FISCAL YEAR ENDED JUNE 30, 2009**

<u>School: No. 19</u>	Original Budget	Budget Transfers	Final Budget	Actual	Variance Final to Actual
Undist. Expend. - Other Supp. Serv. Students -Spl.					
Salaries of Other Professional Staff	-	-	-	-	-
Salaries of Secretarial and Clerical Assistants	-	-	-	-	-
Other Salaries	-	-	-	-	-
Purchased Professional - Educational Services	-	-	-	-	-
Other Purchased Prof. and Tech. Services	-	-	-	-	-
Residential Costs	-	-	-	-	-
Mis. Pur. Serv.(400-500 series O/than Residential)	-	-	-	-	-
Supplies and Materials	-	-	-	-	-
Other Objects	-	-	-	-	-
Total Undist. Expend. - Other Supp. Serv. Students -Spl.	-	-	-	-	-
Undist. Expend. - Improvement of Inst. Serv.					
Salaries of Supervisor of Instruction	-	-	-	-	-
Salaries of Other Professional Staff	\$ 47,916	-	\$ 47,916	\$ 47,916	-
Salaries of Secr and Clerical Assist.	-	-	-	-	-
Other Salaries	-	-	-	-	-
Purchased Prof- Educational Services	-	-	-	-	-
Other Purch Prof. and Tech. Services	-	-	-	-	-
Other Purch Services (400-500)	-	-	-	-	-
Supplies and Materials	600	-	600	528	\$ 72
Other Objects	-	-	-	-	-
Total Undist. Expend. - Improvement of Inst. Serv.	48,516	-	48,516	48,444	72
Undist. Expend. - Edu. Media Serv./Sch. Library					
Salaries	156,819	-	156,819	139,937	16,882
Purchased Professional and Technical Services	-	-	-	-	-
Other Purchased Services (400-500 series)	600	-	600	599	1
Supplies and Materials	9,050	-	9,050	3,668	5,382
Other Objects	-	-	-	-	-
Total Undist. Expend. - Edu. Media Serv./Sch. Library	166,469	-	166,469	144,204	22,265
Undist. Expend. - Instructional Staff Training Serv.					
Salaries of Supervisors of Instruction	-	-	-	-	-
Salaries of Other Professional Staff	-	-	-	-	-
Salaries of Secretarial and Clerical Assist	-	-	-	-	-
Other Salaries	-	-	-	-	-
Purchased Professional - Educational Serv	-	-	-	-	-
Other Purchased Prof. and Tech. Services	-	-	-	-	-
Other Purchased Services (400-500 series)	-	-	-	-	-
Supplies and Materials	-	-	-	-	-
Other Objects	-	-	-	-	-
Total Undist. Expend. - Instructional Staff Training Serv.	-	-	-	-	-
Undist. Expend. - Supp. Serv. - General Admin.					
Salaries	-	-	-	-	-
Legal Services	-	-	-	-	-
Other Purchased Professional Services	-	-	-	-	-
Purchased Technical Services	-	-	-	-	-
Communications/Telephone	-	-	-	-	-
Other Purchased Services (400-500 series)	-	-	-	-	-
Supplies and Materials	-	-	-	-	-
Judgements Against The School District	-	-	-	-	-
Miscellaneous Expenditures	-	-	-	-	-
Total Undist. Expend. - Supp. Serv. - General Admin.	-	-	-	-	-

**PATERSON PUBLIC SCHOOLS
BLENDED RESOURCE FUND 15
SCHEDULE OF BLENDED EXPENDITURES-BUDGET AND ACTUAL
FOR THE FISCAL YEAR ENDED JUNE 30, 2009**

<u>School: No. 19</u>	<u>Original Budget</u>	<u>Budget Transfers</u>	<u>Final Budget</u>	<u>Actual</u>	<u>Variance Final to Actual</u>
Undist. Expend. - Support Serv. - School Admin.					
Salaries of Principals/Assistant Principals	\$ 126,090	-	\$ 126,090	\$ 126,090	-
Salaries of Other Professional Staff		-			-
Salaries of Secretarial and Clerical Assistants	50,162	-	50,162	50,162	-
Other Salaries		-			-
Purchased Professional and Technical Services		-			-
Other Purchased Services (400-500 series)		-			-
Supplies and Materials	16,111	-	16,111	5,330	\$ 10,781
Other Objects	2,000	-	2,000		2,000
Total Undist. Expend. - Support Serv. - School Admin.	<u>194,363</u>	<u>-</u>	<u>194,363</u>	<u>181,582</u>	<u>12,781</u>
Undist. Expend. -Allowable Maintenance for School Facilities					
Salaries	-	-	-	-	-
Cleaning, Repair, and Maintenance Services	-	-	-	-	-
General Supplies	-	-	-	-	-
Other Objects	-	-	-	-	-
Total Undist. Expend. -Allowable Maintenance for School Facilities	<u>-</u>	<u>-</u>	<u>-</u>	<u>-</u>	<u>-</u>
Undist. Expend. - Oth. Oper. & Maint. of Plant					
Salaries	41,002	-	41,002	37,253	3,749
Purchased Professional and Technical Services	-	-	-	-	-
Cleaning, Repair and Maintenance Services	-	-	-	-	-
Rental of land & Building Other than Lease Purchases	-	-	-	-	-
Other Purchased Property Services	-	-	-	-	-
Insurance	-	-	-	-	-
Miscellaneous Purchased Services	-	-	-	-	-
General Supplies	-	-	-	-	-
Energy (Energy and Electricity)	-	-	-	-	-
Other Objects	-	-	-	-	-
Total Undist. Expend. - Other Oper. & Maint. Of Plant	<u>41,002</u>	<u>-</u>	<u>41,002</u>	<u>37,253</u>	<u>3,749</u>
Total Undist. Expend. - Oper. & Maint. Of Plant	<u>41,002</u>	<u>-</u>	<u>41,002</u>	<u>37,253</u>	<u>3,749</u>
Undist. Expend. - Student Transportation Serv.					
Sal. For Pup. Trans. (Bet. Home and School) - Regular	-	-	-	-	-
Sal. For Pup. Trans. (Bet. Home and School) - Special	-	-	-	-	-
Sal. For Pup. Trans. (Other than Bet. Home and School)	-	-	-	-	-
Management Fees - ESC & CTSA Transportation Programs	-	-	-	-	-
Other Purchased Professional and Technical Services	-	-	-	-	-
Cleaning, Repair and Maintenance Services	-	-	-	-	-
Rental Payments - School Buses	-	-	-	-	-
Lease Purchase Payments - School Buses	-	-	-	-	-
Contract Services - (Between Home and School) - Vendors	-	-	-	-	-
Contr Serv (Oth. than Bet Home & Sch)-Vend	-	\$ 1,575	1,575	1,523	52
Contract Services - (Between Home and Sch) - Joint Agrmts	-	-	-	-	-
Contr Serv (Spl. Ed. Students) - Vendors	-	-	-	-	-
Contr Serv (Spl. Ed. Students) - Joint Agrmt	-	-	-	-	-
Contr Serv (Regular Students) - ESCs & CTSA	-	-	-	-	-
Contr Serv (Spl. Ed. Students) - ESCs & CTSA	-	-	-	-	-
Contr Serv. - Aid in Lieu Payments	-	-	-	-	-
Misc. Purchased Serv. - Transportation	-	-	-	-	-
Supplies and Materials	-	-	-	-	-
Miscellaneous Expenditures	-	-	-	-	-
Total Undist. Expend. - Student Transportation Serv.	<u>-</u>	<u>1,575</u>	<u>1,575</u>	<u>1,523</u>	<u>52</u>

Continued

**PATERSON PUBLIC SCHOOLS
BLENDED RESOURCE FUND 15
SCHEDULE OF BLENDED EXPENDITURES-BUDGET AND ACTUAL
FOR THE FISCAL YEAR ENDED JUNE 30, 2009**

<u>School: No. 19</u>	<u>Original Budget</u>	<u>Budget Transfers</u>	<u>Final Budget</u>	<u>Actual</u>	<u>Variance Final to Actual</u>
Undist. Expend. - Business and Other Support Serv.					
Increase in Sale/Lease-back Reserve	-	-	-	-	-
Salaries	-	-	-	-	-
Purchased Professional Services	-	-	-	-	-
Purchased Technical Services	-	-	-	-	-
Other Purchased Services (400-500 series Oth Residential Costs)	-	-	-	-	-
Sale/Lease-back Payments	-	-	-	-	-
Supplies and Materials	-	-	-	-	-
Interest on Current Loan	-	-	-	-	-
Interest on Lease Purchase Agreements	-	-	-	-	-
Miscellaneous Expenditures	-	-	-	-	-
Total Undist. Expend. - Business and Other Support Serv.	-	-	-	-	-
UNALLOCATED BENEFITS					
Group Insurance	-	-	-	-	-
Social Security Contributions	\$ 58,410	-	\$ 58,410	\$ 27,397	\$ 31,013
T.P.A.F. Contributions - ERIP	-	-	-	-	-
Other Retirement Contributions - Regular	-	-	-	-	-
Other Retirement Contributions - ERIP	-	-	-	-	-
Unemployment Compensation	-	-	-	-	-
Workmen's Compensation	-	-	-	-	-
Health Benefits	455,850	-	455,850	434,085	21,765
Tuition Reimbursement	-	-	-	-	-
Other Employee Benefits	-	\$ 350	350	350	-
TOTAL UNALLOCATED BENEFITS	514,260	350	514,610	461,832	52,778
On-behalf TPAF pension Contributions (non-budgeted)	-	-	-	-	-
Reimbursed TPAF Social Security Contributions (non-budgeted)	-	-	-	-	-
TOTAL ON-BEHALF CONTRIBUTIONS	-	-	-	-	-
TOTAL PERSONAL SERVICES - EMPLOYEE BENEFITS	514,260	350	514,610	461,832	52,778
Undistributed Expenditures - Food Services					
Transfers to Cover Deficit (Enterprise Fund)	-	-	-	-	-
TOTAL UNDISTRIBUTED EXPENDITURES	1,152,283	59,659	1,211,942	1,109,555	102,387
TOTAL SCHOOL BASED BUDGET CURRENT EXPENSE	3,011,165	61,493	3,072,658	2,934,671	137,987
CAPITAL OUTLAY					
Equipment					
Regular Program - Instruction:					
Kindergarten	-	-	-	-	-
Grades 1-5	-	-	-	-	-
Grades 6-8	-	-	-	-	-
Grades 9-12	-	-	-	-	-
Home Instruction	-	-	-	-	-
Special Education - Instruction:					
Cognitive - Mild	-	-	-	-	-
Cognitive - Moderate	-	-	-	-	-
Learning and/or Language Disabilities	-	-	-	-	-
Visual Impairments	-	-	-	-	-
Auditory Impairments	-	-	-	-	-
Behavioral Disabilities	-	-	-	-	-
Multiple Disabilities	-	-	-	-	-
Resource Room/Resource Center	-	-	-	-	-
Autism	-	-	-	-	-
Preschool Disabilities - Part-Time	-	-	-	-	-
Preschool Disabilities - Full-Time	-	-	-	-	-
Home Instruction	-	-	-	-	-
Cognitive - Severe	-	-	-	-	-

Continued

**PATERSON PUBLIC SCHOOLS
 BLENDED RESOURCE FUND 15
 SCHEDULE OF BLENDED EXPENDITURES-BUDGET AND ACTUAL
 FOR THE FISCAL YEAR ENDED JUNE 30, 2009**

<u>School: No. 19</u>	Original Budget	Budget Transfers	Final Budget	Actual	Variance Final to Actual
Basic Skills/Remedial - Instruction	-	-	-	-	-
Bilingual Education - Instruction	-	-	-	-	-
Vocational Programs - Local - Instruction	-	-	-	-	-
School-Sponsored and Other Instructional Program	-	-	-	-	-
Undistributed Expenditures - Instruction	-	-	-	-	-
Undist.Expend.-Support Serv.-Students - Reg.	-	-	-	-	-
Undist.Expend.-Support Serv. - Related & Extraordinary	-	-	-	-	-
Undist.Expend.-Support Serv.-Students - Special	-	-	-	-	-
Undist.Expend.-Support Serv. - Inst. Staff	-	-	-	-	-
Undistributed Expenditures - General Admin.	-	-	-	-	-
Undistributed Expenditures - School Admin.	-	-	-	-	-
Undistributed Expenditures - Operation of Plant Services	-	-	-	-	-
Undistributed Expenditures - Student Trans. - Non Inst. Equip	-	-	-	-	-
School Buses - Regular	-	-	-	-	-
School Buses - Special	-	-	-	-	-
Undistributed Expenditures - Business/Other Support Serv.	-	-	-	-	-
Undistributed Expenditures - Non Inst. Serv.	-	-	-	-	-
Special Schools (All Programs)	-	-	-	-	-
Total Equipment	-	-	-	-	-
Facilities Acquisition and Construction Services	-	-	-	-	-
Salaries	-	-	-	-	-
Legal Services	-	-	-	-	-
Other Purchased Prof. and Tech. Services	-	-	-	-	-
Construction Services	-	-	-	-	-
General Supplies	-	-	-	-	-
Land and Improvements	-	-	-	-	-
Lease Purchase Agreements - Principal	-	-	-	-	-
Buildings Other than Lease Purchase Agreement	-	-	-	-	-
Other Objects	-	-	-	-	-
Facilities Grant - Transfer to Special Revenue	-	-	-	-	-
Total Facilities Acquisition and Construction Services	-	-	-	-	-
Capital Reserve - Transfer to Capital Projects	-	-	-	-	-
Capital Reserve - Transfer to Debt Service	-	-	-	-	-
Assets Acquired Under Capital Leases (non-budgeted)	-	-	-	-	-
Undistributed Expenditures:	-	-	-	-	-
General Administration	-	-	-	-	-
School Administration	-	-	-	-	-
Assets Acquired Under Capital Leases (non-budgeted)	-	-	-	-	-
TOTAL CAPITAL OUTLAY	-	-	-	-	-
SPECIAL SCHOOLS	-	-	-	-	-
Summer School - Instruction	-	-	-	-	-
Salaries of Teachers	-	-	-	-	-
Other Salaries for Instruction	-	-	-	-	-
Purchased Professional and Technical Services	-	-	-	-	-
Other Purchased Services (400-500 series)	-	-	-	-	-
General Supplies	-	-	-	-	-
Textbooks	-	-	-	-	-
Other Objects	-	-	-	-	-
Total Summer School - Instruction	-	-	-	-	-

**PATERSON PUBLIC SCHOOLS
 BLENDED RESOURCE FUND 15
 SCHEDULE OF BLENDED EXPENDITURES-BUDGET AND ACTUAL
 FOR THE FISCAL YEAR ENDED JUNE 30, 2009**

<u>School: No. 19</u>	<u>Original Budget</u>	<u>Budget Transfers</u>	<u>Final Budget</u>	<u>Actual</u>	<u>Variance Final to Actual</u>
Summer School - Support Services					
Salaries	-	-	-	-	-
Personal Services - Employee Benefits	-	-	-	-	-
Purchased Professional and Technical Services	-	-	-	-	-
Other Purchased Services (400-500 series)	-	-	-	-	-
Supplies and Materials	-	-	-	-	-
Other Objects	-	-	-	-	-
Total Summer School - Support Services	<u>-</u>	<u>-</u>	<u>-</u>	<u>-</u>	<u>-</u>
Total Summer School	<u>-</u>	<u>-</u>	<u>-</u>	<u>-</u>	<u>-</u>
Other Special Schools - Instruction					
Salaries of Teachers	-	-	-	-	-
Other Salaries for Instruction	-	-	-	-	-
Purchased Professional and Technical Services	-	-	-	-	-
Other Purchased Services (400-500 series)	-	-	-	-	-
General Supplies	-	-	-	-	-
Textbooks	-	-	-	-	-
Other Objects	-	-	-	-	-
Total Other Special Schools - Instruction	<u>-</u>	<u>-</u>	<u>-</u>	<u>-</u>	<u>-</u>
Other Special Schools - Support Services					
Salaries	-	-	-	-	-
Personal Services - Employee Benefits	-	-	-	-	-
Purchased Professional and Technical Services	-	-	-	-	-
Other Purchased Services (400-500 series)	-	-	-	-	-
Supplies and Materials	-	-	-	-	-
Other Objects	-	-	-	-	-
Total Other Special Schools - Support Services	<u>-</u>	<u>-</u>	<u>-</u>	<u>-</u>	<u>-</u>
Total Other Special Schools	<u>-</u>	<u>-</u>	<u>-</u>	<u>-</u>	<u>-</u>
Accred. Even./Adult H.S./Post-Grad.-Inst.					
Salaries of Teachers	-	-	-	-	-
Other Salaries for Instruction	-	-	-	-	-
Purchased Professional and Technical Services	-	-	-	-	-
Other Purchased Services (400-500 series)	-	-	-	-	-
General Supplies	-	-	-	-	-
Textbooks	-	-	-	-	-
Other Objects	-	-	-	-	-
Total Accred. Even./Adult H.S./Post-Grad.-Inst.	<u>-</u>	<u>-</u>	<u>-</u>	<u>-</u>	<u>-</u>
Accred. Even./Adult H.S./Post-Grad.-Supp. Service					
Salaries	-	-	-	-	-
Personal Services - Employee Benefits	-	-	-	-	-
Purchased Professional and Technical Services	-	-	-	-	-
Other Purchased Services (400-500 series)	-	-	-	-	-
Supplies and Materials	-	-	-	-	-
Other Objects	-	-	-	-	-
Total Accred. Even./Adult H.S./Post-Grad.-Supp. Service	<u>-</u>	<u>-</u>	<u>-</u>	<u>-</u>	<u>-</u>
Total Accred. Even./Adult H.S./Post-Grad.	<u>-</u>	<u>-</u>	<u>-</u>	<u>-</u>	<u>-</u>
Adult Education-Local-Instruction					
Salaries of Teachers	-	-	-	-	-
Other Salaries for Instruction	-	-	-	-	-
Purchased Professional and Technical Services	-	-	-	-	-
Other Purchased Services (400-500 series)	-	-	-	-	-
General Supplies	-	-	-	-	-
Textbooks	-	-	-	-	-
Other Objects	-	-	-	-	-
Total Adult Education-Local-Instruction	<u>-</u>	<u>-</u>	<u>-</u>	<u>-</u>	<u>-</u>

PATERSON PUBLIC SCHOOLS
BLENDED RESOURCE FUND 15
SCHEDULE OF BLENDED EXPENDITURES-BUDGET AND ACTUAL
FOR THE FISCAL YEAR ENDED JUNE 30, 2009

<u>School: No. 19</u>	<u>Original Budget</u>	<u>Budget Transfers</u>	<u>Final Budget</u>	<u>Actual</u>	<u>Variance Final to Actual</u>
Adult Education-Local -Support Serv.					
Salaries	-	-	-	-	-
Personal Services - Employee Benefits	-	-	-	-	-
Purchased Professional and Technical Services	-	-	-	-	-
Other Purchased Services (400-500 series)	-	-	-	-	-
Supplies and Materials	-	-	-	-	-
Other Objects	-	-	-	-	-
Total Adult Education-Local -Support Serv.	-	-	-	-	-
Total Adult Education-Local	-	-	-	-	-
Vocational Evening-Local-Instruction					
Salaries of Teachers	-	-	-	-	-
Other Salaries for Instruction	-	-	-	-	-
Purchased Professional and Technical Services	-	-	-	-	-
Other Purchased Services (400-500 series)	-	-	-	-	-
General Supplies	-	-	-	-	-
Textbooks	-	-	-	-	-
Other Objects	-	-	-	-	-
Total Vocational Evening-Local-Instruction	-	-	-	-	-
Vocational Evening-Local-Support Serv.					
Salaries	-	-	-	-	-
Personal Services - Employee Benefits	-	-	-	-	-
Purchased Professional and Technical Services	-	-	-	-	-
Other Purchased Services (400-500 series)	-	-	-	-	-
Supplies and Materials	-	-	-	-	-
Other Objects	-	-	-	-	-
Total Vocational Evening-Local-Support Serv.	-	-	-	-	-
Total Vocational Evening-Local	-	-	-	-	-
Even.-Sch.-Foreign-Born-Local-Inst.					
Salaries of Teachers	-	-	-	-	-
Other Salaries for Instruction	-	-	-	-	-
Purchased Professional and Technical Services	-	-	-	-	-
Other Purchased Services (400-500 series)	-	-	-	-	-
General Supplies	-	-	-	-	-
Textbooks	-	-	-	-	-
Other Objects	-	-	-	-	-
Total Even.-Sch.-Foreign-Born-Local-Inst.	-	-	-	-	-
Even.-Sch.-Foreign-Born-Local-Sup. Serv.					
Salaries	-	-	-	-	-
Personal Services - Employee Benefits	-	-	-	-	-
Purchased Professional and Technical Services	-	-	-	-	-
Other Purchased Services (400-500 series)	-	-	-	-	-
Supplies and Materials	-	-	-	-	-
Other Objects	-	-	-	-	-
Total Even.-Sch.-Foreign-Born-Local-Sup. Serv.	-	-	-	-	-
Total Even.-Sch.-Foreign-Born-Local	-	-	-	-	-
TOTAL SPECIAL SCHOOLS	-	-	-	-	-
Transfer of Funds to Charter Schools	-	-	-	-	-
TOTAL SCHOOL BASED EXPENDITURES	\$ 3,011,165	\$ 61,493	\$ 3,072,658	\$ 2,934,671	\$ 137,987

Continued

**PATERSON PUBLIC SCHOOLS
 BLENDED RESOURCE FUND 15
 SCHEDULE OF BLENDED EXPENDITURES-BUDGET AND ACTUAL
 FOR THE FISCAL YEAR ENDED JUNE 30, 2009**

<u>School: No. 19</u>	<u>Original Budget</u>	<u>Budget Transfers</u>	<u>Final Budget</u>	<u>Actual</u>	<u>Variance Final to Actual</u>
Other Financing Sources:					
Operating Transfer In	\$ 3,011,165	\$ 61,493	\$ 3,072,658	\$ 2,934,671	\$ 137,987
Operating Transfer Out:					
Transfer to Food Service Fund - Board Contribution	-	-	-	-	-
Capital Leases (non-budgeted)	-	-	-	-	-
Total Other Financing Sources:	<u>3,011,165</u>	<u>61,493</u>	<u>3,072,658</u>	<u>2,934,671</u>	<u>137,987</u>
Excess (Deficiency) of Other Financing Sources Over (Under) Expenditures and Other Financing (Uses)	-	-	-	-	-
Fund Balance, July 1	-	-	-	-	-
Fund Balance, June 30	<u>\$ -</u>	<u>\$ -</u>	<u>\$ -</u>	<u>\$ -</u>	<u>\$ -</u>

**PATERSON PUBLIC SCHOOLS
 BLENDED RESOURCE FUND 15
 SCHEDULE OF BLENDED EXPENDITURES-BUDGET AND ACTUAL
 FOR THE FISCAL YEAR ENDED JUNE 30, 2009**

<u>School: No. 20</u>	<u>Original Budget</u>	<u>Budget Transfers</u>	<u>Final Budget</u>	<u>Actual</u>	<u>Variance Final to Actual</u>
REGULAR PROGRAMS - INSTRUCTION					
Regular Programs - Instruction					
Kindergarten - Salaries of Teachers	\$ 207,490	\$ 381	\$ 207,871	\$ 207,871	-
Grades 1-5 - Salaries of Teachers	1,066,770	(54,373)	1,012,397	1,009,954	\$ 2,443
Grades 6-8 - Salaries of Teachers	698,104	(13,617)	684,487	678,037	6,450
Grades 9-12 - Salaries of Teachers		-			-
Regular Programs - Home Instruction:					
Salaries of Teachers		-			-
Other Salaries for Instruction		-			-
Purchased Professional -Educational Services		-			-
Purchased Technical Services		-			-
Other Purchased Services (400-500 series)		-			-
General Supplies		-			-
Textbooks		-			-
Other Objects		-			-
Regular Programs - Undistributed Instruction					
Other Salaries for Instruction	112,610	(31,335)	81,275	81,255	20
Purchased Professional-Educational Services		-			-
Purchased Technical Services		-			-
Other Purchased Services (400-500 series)		-			-
General Supplies	81,779	-	81,779	78,062	3,717
Textbooks	11,300	-	11,300	6,721	4,579
Other Objects		3,262	3,262		3,262
TOTAL REGULAR PROGRAMS - INSTRUCTION	2,178,053	(95,682)	2,082,371	2,061,900	20,471
SPECIAL EDUCATION - INSTRUCTION					
Cognitive - Mild:					
Salaries of Teachers	58,308	-	58,308	57,808	500
Other Salaries for Instruction	41,097	812	41,909	41,909	-
Purchased Professional-Educational Services		-			-
Purchased Technical Services		-			-
Other Purchased Services (400-500 series)		-			-
General Supplies	3,072	-	3,072	2,958	114
Textbooks	800	-	800		800
Other Objects		-			-
Total Cognitive - Mild	103,277	812	104,089	102,675	1,414
Cognitive - Moderate:					
Salaries of Teachers	-	-	-	-	-
Other Salaries for Instruction	-	-	-	-	-
Purchased Professional-Educational Services	-	-	-	-	-
Purchased Technical Services	-	-	-	-	-
Other Purchased Services (400-500 series)	-	-	-	-	-
General Supplies	-	-	-	-	-
Textbooks	-	-	-	-	-
Other Objects	-	-	-	-	-
Total Cognitive - Moderate	-	-	-	-	-
Learning and/or Language Disabilities:					
Salaries of Teachers	49,052	-	49,052	48,552	500
Other Salaries for Instruction	48,439	-	48,439	43,310	5,129
Purchased Professional-Educational Services		-			-
Purchased Technical Services		-			-
Other Purchased Services (400-500 series)		-			-
General Supplies	3,072	-	3,072	2,079	993
Textbooks	800	-	800		800
Other Objects		-			-
Total Learning and/or Language Disabilities	101,363	-	101,363	93,941	7,422

Continued

PATERSON PUBLIC SCHOOLS
BLENDED RESOURCE FUND 15
SCHEDULE OF BLENDED EXPENDITURES-BUDGET AND ACTUAL
FOR THE FISCAL YEAR ENDED JUNE 30, 2009

<u>School: No. 20</u>	Original Budget	Budget Transfers	Final Budget	Actual	Variance Final to Actual
Visual Impairments:					
Salaries of Teachers	-	-	-	-	-
Other Salaries for Instruction	-	-	-	-	-
Purchased Professional-Educational Services	-	-	-	-	-
Purchased Technical Services	-	-	-	-	-
Other Purchased Services (400-500 series)	-	-	-	-	-
General Supplies	-	-	-	-	-
Textbooks	-	-	-	-	-
Other Objects	-	-	-	-	-
Total Visual Impairments	-	-	-	-	-
Auditory Impairments:					
Salaries of Teachers	-	-	-	-	-
Other Salaries for Instruction	-	-	-	-	-
Purchased Professional-Educational Services	-	-	-	-	-
Purchased Technical Services	-	-	-	-	-
Other Purchased Services (400-500 series)	-	-	-	-	-
General Supplies	-	-	-	-	-
Textbooks	-	-	-	-	-
Other Objects	-	-	-	-	-
Total Auditory Impairments	-	-	-	-	-
Behavioral Disabilities:					
Salaries of Teachers	-	-	-	-	-
Other Salaries for Instruction	-	-	-	-	-
Purchased Professional-Educational Services	-	-	-	-	-
Purchased Technical Services	-	-	-	-	-
Other Purchased Services (400-500 series)	-	-	-	-	-
General Supplies	-	-	-	-	-
Textbooks	-	-	-	-	-
Other Objects	-	-	-	-	-
Total Behavioral Disabilities	-	-	-	-	-
Multiple Disabilities:					
Salaries of Teachers	\$ 164,254	-	\$ 164,254	\$ 158,565	\$ 5,689
Other Salaries for Instruction	160,692	\$ (19,000)	141,692	133,241	8,451
Purchased Professional-Educational Services	-	-	-	-	-
Purchased Technical Services	-	-	-	-	-
Other Purchased Services (400-500 series)	-	-	-	-	-
General Supplies	9,216	-	9,216	8,304	912
Textbooks	2,400	-	2,400	1,449	951
Other Objects	-	-	-	-	-
Total Multiple Disabilities	336,562	(19,000)	317,562	301,559	16,003
Resource Room/Resource Center:					
Salaries of Teachers	320,522	28,927	349,449	349,449	-
Other Salaries for Instruction	-	-	-	-	-
Purchased Professional-Educational Services	-	-	-	-	-
Purchased Technical Services	-	-	-	-	-
Other Purchased Services (400-500 series)	-	-	-	-	-
General Supplies	2,800	-	2,800	2,721	79
Textbooks	1,000	-	1,000	926	74
Other Objects	-	-	-	-	-
Total Resource Room/Resource Center	324,322	28,927	353,249	353,096	153

Continued

**PATERSON PUBLIC SCHOOLS
 BLENDED RESOURCE FUND 15
 SCHEDULE OF BLENDED EXPENDITURES-BUDGET AND ACTUAL
 FOR THE FISCAL YEAR ENDED JUNE 30, 2009**

<u>School: No. 20</u>	<u>Original Budget</u>	<u>Budget Transfers</u>	<u>Final Budget</u>	<u>Actual</u>	<u>Variance Final to Actual</u>
Autism:					
Salaries of Teachers	-	-	-	-	-
Other Salaries for Instruction	-	-	-	-	-
Purchased Professional-Educational Services	-	-	-	-	-
Purchased Technical Services	-	-	-	-	-
Other Purchased Services (400-500 series)	-	-	-	-	-
General Supplies	-	-	-	-	-
Textbooks	-	-	-	-	-
Other Objects	-	-	-	-	-
Total Autism	-	-	-	-	-
Preschool Disabilities - Part-Time:					
Salaries of Teachers	-	-	-	-	-
Other Salaries for Instruction	-	-	-	-	-
Purchased Professional-Educational Services	-	-	-	-	-
Purchased Technical Services	-	-	-	-	-
Other Purchased Services (400-500 series)	-	-	-	-	-
General Supplies	-	-	-	-	-
Textbooks	-	-	-	-	-
Other Objects	-	-	-	-	-
Total Preschool Disabilities - Part-Time	-	-	-	-	-
Preschool Disabilities - Full-Time:					
Salaries of Teachers	-	-	-	-	-
Other Salaries for Instruction	-	-	-	-	-
Purchased Professional-Educational Services	-	-	-	-	-
Purchased Technical Services	-	-	-	-	-
Other Purchased Services (400-500 series)	-	-	-	-	-
General Supplies	-	-	-	-	-
Textbooks	-	-	-	-	-
Other Objects	-	-	-	-	-
Total Preschool Disabilities - Full-Time:	-	-	-	-	-
Home Instruction:					
Salaries of Teachers	-	-	-	-	-
Other Salaries for Instruction	-	-	-	-	-
Purchased Professional-Educational Services	-	-	-	-	-
Purchased Technical Services	-	-	-	-	-
Other Purchased Services (400-500 series)	-	-	-	-	-
General Supplies	-	-	-	-	-
Textbooks	-	-	-	-	-
Other Objects	-	-	-	-	-
Total Home Instruction	-	-	-	-	-
Cognitive - Severe:					
Salaries of Teachers	-	-	-	-	-
Other Salaries for Instruction	-	-	-	-	-
Purchased Professional-Educational Services	-	-	-	-	-
Purchased Technical Services	-	-	-	-	-
Other Purchased Services (400-500 series)	-	-	-	-	-
General Supplies	-	-	-	-	-
Textbooks	-	-	-	-	-
Other Objects	-	-	-	-	-
Total Cognitive - Severe	-	-	-	-	-
TOTAL SPECIAL EDUCATION - INSTRUCTION	\$ 865,524	\$ 10,739	\$ 876,263	\$ 851,271	\$ 24,992

PATERSON PUBLIC SCHOOLS
BLENDED RESOURCE FUND 15
SCHEDULE OF BLENDED EXPENDITURES-BUDGET AND ACTUAL
FOR THE FISCAL YEAR ENDED JUNE 30, 2009

<u>School: No. 20</u>	Original Budget	Budget Transfers	Final Budget	Actual	Variance Final to Actual
Basic Skills/Remedial - Instruction					
Salaries of Teachers	-	-	-	-	-
Other Salaries for Instruction	-	-	-	-	-
Purchased Professional-Educational Services	-	-	-	-	-
Purchased Technical Services	-	-	-	-	-
Other Purchased Services (400-500 series)	-	-	-	-	-
General Supplies	-	-	-	-	-
Textbooks	-	-	-	-	-
Other Objects	-	-	-	-	-
Total Basic Skills/Remedial - Instruction	-	-	-	-	-
Bilingual Education - Instruction					
Salaries of Teachers	\$ 147,535	-	\$ 147,535	\$ 110,458	\$ 37,077
Other Salaries for Instruction	-	-	-	-	-
Purchased Professional-Educational Services	-	-	-	-	-
Purchased Technical Services	-	-	-	-	-
Other Purchased Services (400-500 series)	-	-	-	-	-
General Supplies	2,700	-	2,700	2,619	81
Textbooks	-	-	-	-	-
Other Objects	-	-	-	-	-
Total Bilingual Education - Instruction	150,235	-	150,235	113,077	37,158
Vocational Programs - Local - Instruction					
Salaries of Teachers	-	-	-	-	-
Other Salaries for Instruction	-	-	-	-	-
Purchased Professional-Educational Services	-	-	-	-	-
Purchased Technical Services	-	-	-	-	-
Other Purchased Services (400-500 series)	-	-	-	-	-
General Supplies	-	-	-	-	-
Textbooks	-	-	-	-	-
Other Objects	-	-	-	-	-
Total Vocational Programs - Local - Instruction	-	-	-	-	-
School-Spon. Cocurricular Actvts. - Inst.					
Salaries	-	-	-	-	-
Purchased Services (300-500 series)	-	-	-	-	-
Supplies and Materials	-	-	-	-	-
Other Objects	-	-	-	-	-
Transfers to Cover Deficit (Agency Funds)	-	-	-	-	-
Total School-Spon. Cocurricular Actvts. - Inst.	-	-	-	-	-
School-Spon. Cocurricular Athletics - Inst.					
Salaries	-	-	-	-	-
Purchased Services (300-500 series)	-	-	-	-	-
Supplies and Materials	-	-	-	-	-
Other Objects	-	-	-	-	-
Transfers to Cover Deficit (Agency Funds)	-	-	-	-	-
Total School-Spon. Cocurricular Athletics - Inst.	-	-	-	-	-
Other Instructional Programs - Instruction					
Salaries	-	-	-	-	-
Purchased Services (300-500 series)	-	-	-	-	-
Supplies and Materials	-	-	-	-	-
Other Objects	-	-	-	-	-
Transfers to Cover Deficit (Agency Funds)	-	-	-	-	-
Total Other Instructional Programs - Instruction	-	-	-	-	-

Continued

**PATERSON PUBLIC SCHOOLS
 BLENDED RESOURCE FUND 15
 SCHEDULE OF BLENDED EXPENDITURES-BUDGET AND ACTUAL
 FOR THE FISCAL YEAR ENDED JUNE 30, 2009**

<u>School: No. 20</u>	<u>Original Budget</u>	<u>Budget Transfers</u>	<u>Final Budget</u>	<u>Actual</u>	<u>Variance Final to Actual</u>
Community Services Programs/Operations					
Salaries	-	-	-	-	-
Purchased Services (300-500 series)	-	-	-	-	-
Supplies and Materials	-	-	-	-	-
Other Objects	-	-	-	-	-
Transfers to Cover Deficit (Agency Funds)	-	-	-	-	-
Total Community Services/Operations	-	-	-	-	-
Total Instruction	\$ 3,193,812	\$ (84,943)	\$ 3,108,869	\$ 3,026,248	\$ 82,621
Undistributed Expenditures - Instruction:					
Tuition to Other LEAs Within the State - Regular	-	-	-	-	-
Tuition to Other LEAs Within the Stat - Special	-	-	-	-	-
Tuition to County Voc. School Dist. - Regular	-	-	-	-	-
Tuition to County Voc. School Dist. - Special	-	-	-	-	-
Tuition to CSSD & Regional Day Schools	-	-	-	-	-
Tuition to Private Schools for the Disabled - Within State	-	-	-	-	-
Tuition to Private Schools for the Disabled & Oth LEAS - Spl, O/S	-	-	-	-	-
Tuition - State Facilities	-	-	-	-	-
Tuition - Other	-	-	-	-	-
Total Undistributed Expenditures - Instruction:	-	-	-	-	-
Undistributed Expend. - Attend. & Social Work					
Salaries	16,900	-	16,900	12,966	3,934
Purchased Professional and Technical Services	-	-	-	-	-
Other Purchased Services (400-500 series)	-	-	-	-	-
Supplies and Materials	400	(350)	50	-	50
Other Objects	-	-	-	-	-
Total Undistributed Expend. - Attend. & Social Work	17,300	(350)	16,950	12,966	3,984
Undistributed Expenditures - Health Services					
Salaries	76,938	-	76,938	67,438	9,500
Purchased Professional and Technical Services	-	-	-	-	-
Other Purchased Services (400-500 series)	-	-	-	-	-
Supplies and Materials	400	-	400	395	5
Other Objects	-	-	-	-	-
Total Undistributed Expenditures - Health Services	77,338	-	77,338	67,833	9,505
Undist. Expend. - Other Supp. Serv. Students - Related Serv.					
Salaries	-	-	-	-	-
Purchased Professional - Educational Services	-	-	-	-	-
Supplies and Materials	-	-	-	-	-
Other Objects	-	-	-	-	-
Total Undist. Expend. - Other Supp. Serv. Students - Related Serv.	-	-	-	-	-
Undist. Expend. - Other Supp. Serv. Students - Extra Serv.					
Salaries	-	-	-	-	-
Purchased Professional - Educational Services	-	-	-	-	-
Supplies and Materials	-	-	-	-	-
Other Objects	-	-	-	-	-
Total Undist. Expend. - Other Supp. Serv. Students - Extra Serv.	-	-	-	-	-
Undist. Expend. - Other Supp. Serv. Students-Reg.					
Salaries	99,071	-	99,071	99,071	-
Salaries of Secretarial and Clerical Assistants	-	-	-	-	-
Other Salaries	-	-	-	-	-
Purchased Professional - Educational Services	-	-	-	-	-
Other Purchased Prof. and Tech. Services	-	-	-	-	-
Other Purchased Services (400-500 series)	-	-	-	-	-
Supplies and Materials	500	-	500	382	118
Other Objects	300	-	300	-	300
Total Undist. Expend. - Other Supp. Serv. Students-Reg.	99,871	-	99,871	99,453	418

Continued

**PATERSON PUBLIC SCHOOLS
 BLENDED RESOURCE FUND 15
 SCHEDULE OF BLENDED EXPENDITURES-BUDGET AND ACTUAL
 FOR THE FISCAL YEAR ENDED JUNE 30, 2009**

<u>School: No. 20</u>	Original Budget	Budget Transfers	Final Budget	Actual	Variance Final to Actual
Undist. Expend. - Other Supp. Serv. Students -Spl.					
Salaries of Other Professional Staff	-	-	-	-	-
Salaries of Secretarial and Clerical Assistants	-	-	-	-	-
Other Salaries	-	-	-	-	-
Purchased Professional - Educational Services	-	-	-	-	-
Other Purchased Prof. and Tech. Services	-	-	-	-	-
Residential Costs	-	-	-	-	-
Mis. Pur. Serv.(400-500 series O/than Residential)	-	-	-	-	-
Supplies and Materials	-	-	-	-	-
Other Objects	-	-	-	-	-
Total Undist. Expend. - Other Supp. Serv. Students -Spl.	-	-	-	-	-
Undist. Expend. - Improvement of Inst. Serv.					
Salaries of Supervisor of Instruction	-	-	-	-	-
Salaries of Other Professional Staff	\$ 95,431	-	\$ 95,431	\$ 57,735	\$ 37,696
Salaries of Secr and Clerical Assist.	-	-	-	-	-
Other Salaries	-	-	-	-	-
Purchased Prof- Educational Services	-	-	-	-	-
Other Purch Prof. and Tech. Services	-	-	-	-	-
Other Purch Services (400-500)	-	-	-	-	-
Supplies and Materials	2,000	-	2,000	1,614	386
Other Objects	543	-	543	-	543
Total Undist. Expend. - Improvement of Inst. Serv.	97,974	-	97,974	59,349	38,625
Undist. Expend. - Edu. Media Serv./Sch. Library					
Salaries	199,391	\$ (45,000)	154,391	153,895	496
Purchased Professional and Technical Services	-	-	-	-	-
Other Purchased Services (400-500 series)	599	-	599	599	-
Supplies and Materials	18,900	-	18,900	10,869	8,031
Other Objects	-	-	-	-	-
Total Undist. Expend. - Edu. Media Serv./Sch. Library	218,890	(45,000)	173,890	165,363	8,527
Undist. Expend. - Instructional Staff Training Serv.					
Salaries of Supervisors of Instruction	-	-	-	-	-
Salaries of Other Professional Staff	-	-	-	-	-
Salaries of Secretarial and Clerical Assist	-	-	-	-	-
Other Salaries	-	-	-	-	-
Purchased Professional - Educational Serv	-	-	-	-	-
Other Purchased Prof. and Tech. Services	-	-	-	-	-
Other Purchased Services (400-500 series)	-	-	-	-	-
Supplies and Materials	-	-	-	-	-
Other Objects	-	-	-	-	-
Total Undist. Expend. - Instructional Staff Training Serv.	-	-	-	-	-
Undist. Expend. - Supp. Serv. - General Admin.					
Salaries	-	-	-	-	-
Legal Services	-	-	-	-	-
Other Purchased Professional Services	-	-	-	-	-
Purchased Technical Services	-	-	-	-	-
Communications/Telephone	-	-	-	-	-
Other Purchased Services (400-500 series)	-	-	-	-	-
Supplies and Materials	-	-	-	-	-
Judgements Against The School District	-	-	-	-	-
Miscellaneous Expenditures	-	-	-	-	-
Total Undist. Expend. - Supp. Serv. - General Admin.	-	-	-	-	-

**PATERSON PUBLIC SCHOOLS
BLENDED RESOURCE FUND 15
SCHEDULE OF BLENDED EXPENDITURES-BUDGET AND ACTUAL
FOR THE FISCAL YEAR ENDED JUNE 30, 2009**

<u>School: No. 20</u>	<u>Original Budget</u>	<u>Budget Transfers</u>	<u>Final Budget</u>	<u>Actual</u>	<u>Variance Final to Actual</u>
Undist. Expend. - Support Serv. - School Admin.					
Salaries of Principals/Assistant Principals	\$ 193,505	-	\$ 193,505	\$ 193,505	-
Salaries of Other Professional Staff		-			-
Salaries of Secretarial and Clerical Assistants	98,297	-	98,297	98,297	-
Other Salaries		-			-
Purchased Professional and Technical Services		-			-
Other Purchased Services (400-500 series)		\$ 100	100		\$ 100
Supplies and Materials	1,500	(100)	1,400	1,197	203
Other Objects	500	-	500		500
Total Undist. Expend. - Support Serv. - School Admin.	<u>293,802</u>	<u>-</u>	<u>293,802</u>	<u>292,999</u>	<u>803</u>
Undist. Expend. - Allowable Maintenance for School Facilities					
Salaries	-	-	-	-	-
Cleaning, Repair, and Maintenance Services	-	-	-	-	-
General Supplies	-	-	-	-	-
Other Objects	-	-	-	-	-
Total Undist. Expend. - Allowable Maintenance for School Facilities	<u>-</u>	<u>-</u>	<u>-</u>	<u>-</u>	<u>-</u>
Undist. Expend. - Oth. Oper. & Maint. of Plant					
Salaries	45,660	-	45,660	40,853	4,807
Purchased Professional and Technical Services	-	-	-	-	-
Cleaning, Repair and Maintenance Services	-	-	-	-	-
Rental of land & Building Other than Lease Purchases	-	-	-	-	-
Other Purchased Property Services	-	-	-	-	-
Insurance	-	-	-	-	-
Miscellaneous Purchased Services	-	-	-	-	-
General Supplies	-	-	-	-	-
Energy (Energy and Electricity)	-	-	-	-	-
Other Objects	-	-	-	-	-
Total Undist. Expend. - Other Oper. & Maint. Of Plant	<u>45,660</u>	<u>-</u>	<u>45,660</u>	<u>40,853</u>	<u>4,807</u>
Total Undist. Expend. - Oper. & Maint. Of Plant	<u>45,660</u>	<u>-</u>	<u>45,660</u>	<u>40,853</u>	<u>4,807</u>
Undist. Expend. - Student Transportation Serv.					
Sal. For Pup. Trans. (Bet. Home and School) - Regular	-	-	-	-	-
Sal. For Pup. Trans. (Bet. Home and School) - Special	-	-	-	-	-
Sal. For Pup. Trans. (Other than Bet. Home and School)	-	-	-	-	-
Management Fees - ESC & CTSA Transportation Programs	-	-	-	-	-
Other Purchased Professional and Technical Services	-	-	-	-	-
Cleaning, Repair and Maintenance Services	-	-	-	-	-
Rental Payments - School Buses	-	-	-	-	-
Lease Purchase Payments - School Buses	-	-	-	-	-
Contract Services - (Between Home and School) - Vendors	-	-	-	-	-
Contr Serv (Oth. than Bet Home & Sch)-Vend	-	2,025	2,025	-	2,025
Contract Services - (Between Home and Sch) - Joint Agrmts	-	-	-	-	-
Contr Serv (Spl. Ed. Students) - Vendors	-	-	-	-	-
Contr Serv (Spl. Ed. Students) - Joint Agrmt	-	-	-	-	-
Contr Serv (Regular Students) - ESCs & CTSA	-	-	-	-	-
Contr Serv (Spl. Ed. Students) - ESCs & CTSA	-	-	-	-	-
Contr Serv. - Aid in Lieu Payments	-	-	-	-	-
Misc. Purchased Serv. - Transportation	-	-	-	-	-
Supplies and Materials	-	-	-	-	-
Miscellaneous Expenditures	-	-	-	-	-
Total Undist. Expend. - Student Transportation Serv.	<u>-</u>	<u>2,025</u>	<u>2,025</u>	<u>-</u>	<u>2,025</u>

Continued

**PATERSON PUBLIC SCHOOLS
BLENDED RESOURCE FUND 15
SCHEDULE OF BLENDED EXPENDITURES-BUDGET AND ACTUAL
FOR THE FISCAL YEAR ENDED JUNE 30, 2009**

<u>School: No. 20</u>	<u>Original Budget</u>	<u>Budget Transfers</u>	<u>Final Budget</u>	<u>Actual</u>	<u>Variance Final to Actual</u>
Undist. Expend. - Business and Other Support Serv.					
Increase in Sale/Lease-back Reserve					
Salaries	-	-	-	-	-
Purchased Professional Services	-	-	-	-	-
Purchased Technical Services	-	-	-	-	-
Other Purchased Services (400-500 series Oth Residential Costs)	-	-	-	-	-
Sale/Lease-back Payments	-	-	-	-	-
Supplies and Materials	-	-	-	-	-
Interest on Current Loan	-	-	-	-	-
Interest on Lease Purchase Agreements	-	-	-	-	-
Miscellaneous Expenditures	-	-	-	-	-
Total Undist. Expend. - Business and Other Support Serv.	-	-	-	-	-
UNALLOCATED BENEFITS					
Group Insurance	-	-	-	-	-
Social Security Contributions	\$ 67,096	\$ 4,470	\$ 71,566	\$ 53,002	\$ 18,564
T.P.A.F. Contributions - ERIP	-	-	-	-	-
Other Retirement Contributions - Regular	-	-	-	-	-
Other Retirement Contributions - ERIP	-	-	-	-	-
Unemployment Compensation	-	-	-	-	-
Workmen's Compensation	-	-	-	-	-
Health Benefits	778,668	-	778,668	695,290	83,378
Tuition Reimbursement	-	-	-	-	-
Other Employee Benefits	-	350	350	275	75
TOTAL UNALLOCATED BENEFITS	845,764	4,820	850,584	748,567	102,017
On-behalf TPAF pension Contributions (non-budgeted)	-	-	-	-	-
Reimbursed TPAF Social Security Contributions (non-budgeted)	-	-	-	-	-
TOTAL ON-BEHALF CONTRIBUTIONS	-	-	-	-	-
TOTAL PERSONAL SERVICES - EMPLOYEE BENEFITS	845,764	4,820	850,584	748,567	102,017
Undistributed Expenditures - Food Services					
Transfers to Cover Deficit (Enterprise Fund)	-	-	-	-	-
TOTAL UNDISTRIBUTED EXPENDITURES	1,696,599	(38,505)	1,658,094	1,487,383	170,711
TOTAL SCHOOL BASED BUDGET CURRENT EXPENSE	4,890,411	(123,448)	4,766,963	4,513,631	253,332
CAPITAL OUTLAY					
Equipment					
Regular Program - Instruction:					
Kindergarten	-	-	-	-	-
Grades 1-5	-	-	-	-	-
Grades 6-8	-	-	-	-	-
Grades 9-12	-	-	-	-	-
Home Instruction	-	-	-	-	-
Special Education - Instruction:					
Cognitive - Mild	-	-	-	-	-
Cognitive - Moderate	-	-	-	-	-
Learning and/or Language Disabilities	-	-	-	-	-
Visual Impairments	-	-	-	-	-
Auditory Impairments	-	-	-	-	-
Behavioral Disabilities	-	-	-	-	-
Multiple Disabilities	-	-	-	-	-
Resource Room/Resource Center	-	-	-	-	-
Autism	-	-	-	-	-
Preschool Disabilities - Part-Time	-	-	-	-	-
Preschool Disabilities - Full-Time	-	-	-	-	-
Home Instruction	-	-	-	-	-
Cognitive - Severe	-	-	-	-	-

Continued

**PATERSON PUBLIC SCHOOLS
 BLENDED RESOURCE FUND 15
 SCHEDULE OF BLENDED EXPENDITURES-BUDGET AND ACTUAL
 FOR THE FISCAL YEAR ENDED JUNE 30, 2009**

<u>School: No. 20</u>	Original Budget	Budget Transfers	Final Budget	Actual	Variance Final to Actual
Basic Skills/Remedial - Instruction	-	-	-	-	-
Bilingual Education - Instruction	-	-	-	-	-
Vocational Programs - Local - Instruction	-	-	-	-	-
School-Sponsored and Other Instructional Program	-	-	-	-	-
Undistributed Expenditures - Instruction	-	-	-	-	-
Undist.Expend.-Support Serv.-Students - Reg.	-	-	-	-	-
Undist.Expend.-Support Serv. - Related & Extraordinary	-	-	-	-	-
Undist.Expend.-Support Serv.-Students - Special	-	-	-	-	-
Undist.Expend.-Support Serv. - Inst. Staff	-	-	-	-	-
Undistributed Expenditures - General Admin.	-	-	-	-	-
Undistributed Expenditures - School Admin.	-	-	-	-	-
Undistributed Expenditures - Operation of Plant Services	-	-	-	-	-
Undistributed Expenditures - Student Trans. - Non Inst. Equip	-	-	-	-	-
School Buses - Regular	-	-	-	-	-
School Buses - Special	-	-	-	-	-
Undistributed Expenditures - Business/Other Support Serv.	-	-	-	-	-
Undistributed Expenditures - Non Inst. Serv.	-	-	-	-	-
Special Schools (All Programs)	-	-	-	-	-
Total Equipment	-	-	-	-	-
Facilities Acquisition and Construction Services	-	-	-	-	-
Salaries	-	-	-	-	-
Legal Services	-	-	-	-	-
Other Purchased Prof. and Tech. Services	-	-	-	-	-
Construction Services	-	-	-	-	-
General Supplies	-	-	-	-	-
Land and Improvements	-	-	-	-	-
Lease Purchase Agreements - Principal	-	-	-	-	-
Buildings Other than Lease Purchase Agreement	-	-	-	-	-
Other Objects	-	-	-	-	-
Facilities Grant - Transfer to Special Revenue	-	-	-	-	-
Total Facilities Acquisition and Construction Services	-	-	-	-	-
Capital Reserve - Transfer to Capital Projects	-	-	-	-	-
Capital Reserve - Transfer to Debt Service	-	-	-	-	-
Assets Acquired Under Capital Leases (non-budgeted)	-	-	-	-	-
Undistributed Expenditures:	-	-	-	-	-
General Administration	-	-	-	-	-
School Administration	-	-	-	-	-
Assets Acquired Under Capital Leases (non-budgeted)	-	-	-	-	-
TOTAL CAPITAL OUTLAY	-	-	-	-	-
SPECIAL SCHOOLS	-	-	-	-	-
Summer School - Instruction	-	-	-	-	-
Salaries of Teachers	-	-	-	-	-
Other Salaries for Instruction	-	-	-	-	-
Purchased Professional and Technical Services	-	-	-	-	-
Other Purchased Services (400-500 series)	-	-	-	-	-
General Supplies	-	-	-	-	-
Textbooks	-	-	-	-	-
Other Objects	-	-	-	-	-
Total Summer School - Instruction	-	-	-	-	-

**PATERSON PUBLIC SCHOOLS
 BLENDED RESOURCE FUND 15
 SCHEDULE OF BLENDED EXPENDITURES-BUDGET AND ACTUAL
 FOR THE FISCAL YEAR ENDED JUNE 30, 2009**

<u>School: No. 20</u>	Original Budget	Budget Transfers	Final Budget	Actual	Variance Final to Actual
Summer School - Support Services					
Salaries	-	-	-	-	-
Personal Services - Employee Benefits	-	-	-	-	-
Purchased Professional and Technical Services	-	-	-	-	-
Other Purchased Services (400-500 series)	-	-	-	-	-
Supplies and Materials	-	-	-	-	-
Other Objects	-	-	-	-	-
Total Summer School - Support Services	-	-	-	-	-
Total Summer School	-	-	-	-	-
Other Special Schools - Instruction					
Salaries of Teachers	-	-	-	-	-
Other Salaries for Instruction	-	-	-	-	-
Purchased Professional and Technical Services	-	-	-	-	-
Other Purchased Services (400-500 series)	-	-	-	-	-
General Supplies	-	-	-	-	-
Textbooks	-	-	-	-	-
Other Objects	-	-	-	-	-
Total Other Special Schools - Instruction	-	-	-	-	-
Other Special Schools - Support Services					
Salaries	-	-	-	-	-
Personal Services - Employee Benefits	-	-	-	-	-
Purchased Professional and Technical Services	-	-	-	-	-
Other Purchased Services (400-500 series)	-	-	-	-	-
Supplies and Materials	-	-	-	-	-
Other Objects	-	-	-	-	-
Total Other Special Schools - Support Services	-	-	-	-	-
Total Other Special Schools	-	-	-	-	-
Accred. Even./Adult H.S./Post-Grad.-Inst.					
Salaries of Teachers	-	-	-	-	-
Other Salaries for Instruction	-	-	-	-	-
Purchased Professional and Technical Services	-	-	-	-	-
Other Purchased Services (400-500 series)	-	-	-	-	-
General Supplies	-	-	-	-	-
Textbooks	-	-	-	-	-
Other Objects	-	-	-	-	-
Total Accred. Even./Adult H.S./Post-Grad.-Inst.	-	-	-	-	-
Accred. Even./Adult H.S./Post-Grad.-Supp. Service					
Salaries	-	-	-	-	-
Personal Services - Employee Benefits	-	-	-	-	-
Purchased Professional and Technical Services	-	-	-	-	-
Other Purchased Services (400-500 series)	-	-	-	-	-
Supplies and Materials	-	-	-	-	-
Other Objects	-	-	-	-	-
Total Accred. Even./Adult H.S./Post-Grad.-Supp. Service	-	-	-	-	-
Total Accred. Even./Adult H.S./Post-Grad.	-	-	-	-	-
Adult Education-Local-Instruction					
Salaries of Teachers	-	-	-	-	-
Other Salaries for Instruction	-	-	-	-	-
Purchased Professional and Technical Services	-	-	-	-	-
Other Purchased Services (400-500 series)	-	-	-	-	-
General Supplies	-	-	-	-	-
Textbooks	-	-	-	-	-
Other Objects	-	-	-	-	-
Total Adult Education-Local-Instruction	-	-	-	-	-

**PATERSON PUBLIC SCHOOLS
 BLENDED RESOURCE FUND 15
 SCHEDULE OF BLENDED EXPENDITURES-BUDGET AND ACTUAL
 FOR THE FISCAL YEAR ENDED JUNE 30, 2009**

<u>School: No. 20</u>	<u>Original Budget</u>	<u>Budget Transfers</u>	<u>Final Budget</u>	<u>Actual</u>	<u>Variance Final to Actual</u>
Adult Education-Local -Support Serv.					
Salaries	-	-	-	-	-
Personal Services - Employee Benefits	-	-	-	-	-
Purchased Professional and Technical Services	-	-	-	-	-
Other Purchased Services (400-500 series)	-	-	-	-	-
Supplies and Materials	-	-	-	-	-
Other Objects	-	-	-	-	-
Total Adult Education-Local -Support Serv.	-	-	-	-	-
Total Adult Education-Local	-	-	-	-	-
Vocational Evening-Local-Instruction					
Salaries of Teachers	-	-	-	-	-
Other Salaries for Instruction	-	-	-	-	-
Purchased Professional and Technical Services	-	-	-	-	-
Other Purchased Services (400-500 series)	-	-	-	-	-
General Supplies	-	-	-	-	-
Textbooks	-	-	-	-	-
Other Objects	-	-	-	-	-
Total Vocational Evening-Local-Instruction	-	-	-	-	-
Vocational Evening-Local-Support Serv.					
Salaries	-	-	-	-	-
Personal Services - Employee Benefits	-	-	-	-	-
Purchased Professional and Technical Services	-	-	-	-	-
Other Purchased Services (400-500 series)	-	-	-	-	-
Supplies and Materials	-	-	-	-	-
Other Objects	-	-	-	-	-
Total Vocational Evening-Local-Support Serv.	-	-	-	-	-
Total Vocational Evening-Local	-	-	-	-	-
Even.-Sch.-Foreign-Born-Local-Inst.					
Salaries of Teachers	-	-	-	-	-
Other Salaries for Instruction	-	-	-	-	-
Purchased Professional and Technical Services	-	-	-	-	-
Other Purchased Services (400-500 series)	-	-	-	-	-
General Supplies	-	-	-	-	-
Textbooks	-	-	-	-	-
Other Objects	-	-	-	-	-
Total Even.-Sch.-Foreign-Born-Local-Inst.	-	-	-	-	-
Even.-Sch.-Foreign-Born-Local-Sup. Serv.					
Salaries	-	-	-	-	-
Personal Services - Employee Benefits	-	-	-	-	-
Purchased Professional and Technical Services	-	-	-	-	-
Other Purchased Services (400-500 series)	-	-	-	-	-
Supplies and Materials	-	-	-	-	-
Other Objects	-	-	-	-	-
Total Even.-Sch.-Foreign-Born-Local-Sup. Serv.	-	-	-	-	-
Total Even.-Sch.-Foreign-Born-Local	-	-	-	-	-
TOTAL SPECIAL SCHOOLS	-	-	-	-	-
Transfer of Funds to Charter Schools	-	-	-	-	-
TOTAL SCHOOL BASED EXPENDITURES	\$ 4,890,411	\$ (123,448)	\$ 4,766,963	\$ 4,513,631	\$ 253,332

Continued

PATERSON PUBLIC SCHOOLS
 BLENDED RESOURCE FUND 15
 SCHEDULE OF BLENDED EXPENDITURES-BUDGET AND ACTUAL
 FOR THE FISCAL YEAR ENDED JUNE 30, 2009

<u>School: No. 20</u>	<u>Original Budget</u>	<u>Budget Transfers</u>	<u>Final Budget</u>	<u>Actual</u>	<u>Variance Final to Actual</u>
Other Financing Sources:					
Operating Transfer In	\$ 4,890,411	\$ (123,448)	\$ 4,766,963	\$ 4,513,631	\$ 253,332
Operating Transfer Out:					
Transfer to Food Service Fund - Board Contribution	-	-	-	-	-
Capital Leases (non-budgeted)	-	-	-	-	-
Total Other Financing Sources:	<u>4,890,411</u>	<u>(123,448)</u>	<u>4,766,963</u>	<u>4,513,631</u>	<u>253,332</u>
Excess (Deficiency) of Other Financing Sources Over (Under) Expenditures and Other Financing (Uses)	-	-	-	-	-
Fund Balance, July 1	-	-	-	-	-
Fund Balance, June 30	<u>\$ -</u>	<u>\$ -</u>	<u>\$ -</u>	<u>\$ -</u>	<u>\$ -</u>

**PATERSON PUBLIC SCHOOLS
 BLENDED RESOURCE FUND 15
 SCHEDULE OF BLENDED EXPENDITURES-BUDGET AND ACTUAL
 FOR THE FISCAL YEAR ENDED JUNE 30, 2009**

<u>School: No. 21</u>	Original Budget	Budget Transfers	Final Budget	Actual	Variance Final to Actual
REGULAR PROGRAMS - INSTRUCTION					
Regular Programs - Instruction					
Kindergarten - Salaries of Teachers	\$ 129,602	\$ (10,700)	\$ 118,902	\$ 118,902	-
Grades 1-5 - Salaries of Teachers	1,577,376	103,487	1,680,863	1,680,863	-
Grades 6-8 - Salaries of Teachers	1,147,952	(139,014)	1,008,938	1,008,938	-
Grades 9-12 - Salaries of Teachers		-			-
Regular Programs - Home Instruction:					
Salaries of Teachers		-			-
Other Salaries for Instruction		-			-
Purchased Professional -Educational Services		-			-
Purchased Technical Services		-			-
Other Purchased Services (400-500 series)		-			-
General Supplies		-			-
Textbooks		-			-
Other Objects		-			-
Regular Programs - Undistributed Instruction					
Other Salaries for Instruction	95,520	-	95,520	92,103	\$ 3,417
Purchased Professional-Educational Services	1,400	-	1,400		1,400
Purchased Technical Services		-			-
Other Purchased Services (400-500 series)		-			-
General Supplies	145,415	3,379	148,794	147,100	1,694
Textbooks	7,380	-	7,380	7,354	26
Other Objects		4,949	4,949	3,067	1,882
TOTAL REGULAR PROGRAMS - INSTRUCTION	3,104,645	(37,899)	3,066,746	3,058,327	8,419
SPECIAL EDUCATION - INSTRUCTION					
Cognitive - Mild:					
Salaries of Teachers	-	-	-	-	-
Other Salaries for Instruction	-	-	-	-	-
Purchased Professional-Educational Services	-	-	-	-	-
Purchased Technical Services	-	-	-	-	-
Other Purchased Services (400-500 series)	-	-	-	-	-
General Supplies	-	-	-	-	-
Textbooks	-	-	-	-	-
Other Objects	-	-	-	-	-
Total Cognitive - Mild	-	-	-	-	-
Cognitive - Moderate:					
Salaries of Teachers	-	-	-	-	-
Other Salaries for Instruction	-	-	-	-	-
Purchased Professional-Educational Services	-	-	-	-	-
Purchased Technical Services	-	-	-	-	-
Other Purchased Services (400-500 series)	-	-	-	-	-
General Supplies	-	-	-	-	-
Textbooks	-	-	-	-	-
Other Objects	-	-	-	-	-
Total Cognitive - Moderate	-	-	-	-	-
Learning and/or Language Disabilities:					
Salaries of Teachers	-	-	-	-	-
Other Salaries for Instruction	-	-	-	-	-
Purchased Professional-Educational Services	-	-	-	-	-
Purchased Technical Services	-	-	-	-	-
Other Purchased Services (400-500 series)	-	-	-	-	-
General Supplies	-	-	-	-	-
Textbooks	-	-	-	-	-
Other Objects	-	-	-	-	-
Total Learning and/or Language Disabilities	-	-	-	-	-

Continued

**PATERSON PUBLIC SCHOOLS
BLENDED RESOURCE FUND 15
SCHEDULE OF BLENDED EXPENDITURES-BUDGET AND ACTUAL
FOR THE FISCAL YEAR ENDED JUNE 30, 2009**

<u>School: No. 21</u>	<u>Original Budget</u>	<u>Budget Transfers</u>	<u>Final Budget</u>	<u>Actual</u>	<u>Variance Final to Actual</u>
Visual Impairments:					
Salaries of Teachers	-	-	-	-	-
Other Salaries for Instruction	-	-	-	-	-
Purchased Professional-Educational Services	-	-	-	-	-
Purchased Technical Services	-	-	-	-	-
Other Purchased Services (400-500 series)	-	-	-	-	-
General Supplies	-	-	-	-	-
Textbooks	-	-	-	-	-
Other Objects	-	-	-	-	-
Total Visual Impairments	-	-	-	-	-
Auditory Impairments:					
Salaries of Teachers	-	-	-	-	-
Other Salaries for Instruction	-	-	-	-	-
Purchased Professional-Educational Services	-	-	-	-	-
Purchased Technical Services	-	-	-	-	-
Other Purchased Services (400-500 series)	-	-	-	-	-
General Supplies	-	-	-	-	-
Textbooks	-	-	-	-	-
Other Objects	-	-	-	-	-
Total Auditory Impairments	-	-	-	-	-
Behavioral Disabilities:					
Salaries of Teachers	\$ 59,348	\$ (4,500)	\$ 54,848	\$ 54,348	\$ 500
Other Salaries for Instruction	41,896	(6,300)	35,596	34,898	698
Purchased Professional-Educational Services	-	-	-	-	-
Purchased Technical Services	-	-	-	-	-
Other Purchased Services (400-500 series)	-	-	-	-	-
General Supplies	3,270	-	3,270	1,620	1,650
Textbooks	450	-	450	450	-
Other Objects	-	-	-	-	-
Total Behavioral Disabilities	104,964	(10,800)	94,164	91,316	2,848
Multiple Disabilities:					
Salaries of Teachers	120,582	-	120,582	113,482	7,100
Other Salaries for Instruction	72,411	-	72,411	64,631	7,780
Purchased Professional-Educational Services	-	-	-	-	-
Purchased Technical Services	-	-	-	-	-
Other Purchased Services (400-500 series)	-	-	-	-	-
General Supplies	5,776	-	5,776	4,008	1,768
Textbooks	450	-	450	445	5
Other Objects	-	-	-	-	-
Total Multiple Disabilities	199,219	-	199,219	182,566	16,653
Resource Room/Resource Center:					
Salaries of Teachers	347,618	37,682	385,300	375,890	9,410
Other Salaries for Instruction	-	-	-	-	-
Purchased Professional-Educational Services	-	-	-	-	-
Purchased Technical Services	-	-	-	-	-
Other Purchased Services (400-500 series)	-	-	-	-	-
General Supplies	2,200	-	2,200	2,199	1
Textbooks	-	-	-	-	-
Other Objects	-	-	-	-	-
Total Resource Room/Resource Center	349,818	37,682	387,500	378,089	9,411

Continued

**PATERSON PUBLIC SCHOOLS
 BLENDED RESOURCE FUND 15
 SCHEDULE OF BLENDED EXPENDITURES-BUDGET AND ACTUAL
 FOR THE FISCAL YEAR ENDED JUNE 30, 2009**

<u>School: No. 21</u>	Original Budget	Budget Transfers	Final Budget	Actual	Variance Final to Actual
Autism:					
Salaries of Teachers	-	-	-	-	-
Other Salaries for Instruction	-	-	-	-	-
Purchased Professional-Educational Services	-	-	-	-	-
Purchased Technical Services	-	-	-	-	-
Other Purchased Services (400-500 series)	-	-	-	-	-
General Supplies	-	-	-	-	-
Textbooks	-	-	-	-	-
Other Objects	-	-	-	-	-
Total Autism	-	-	-	-	-
Preschool Disabilities - Part-Time:					
Salaries of Teachers	-	-	-	-	-
Other Salaries for Instruction	-	-	-	-	-
Purchased Professional-Educational Services	-	-	-	-	-
Purchased Technical Services	-	-	-	-	-
Other Purchased Services (400-500 series)	-	-	-	-	-
General Supplies	-	-	-	-	-
Textbooks	-	-	-	-	-
Other Objects	-	-	-	-	-
Total Preschool Disabilities - Part-Time	-	-	-	-	-
Preschool Disabilities - Full-Time:					
Salaries of Teachers	-	-	-	-	-
Other Salaries for Instruction	-	-	-	-	-
Purchased Professional-Educational Services	-	-	-	-	-
Purchased Technical Services	-	-	-	-	-
Other Purchased Services (400-500 series)	-	-	-	-	-
General Supplies	-	-	-	-	-
Textbooks	-	-	-	-	-
Other Objects	-	-	-	-	-
Total Preschool Disabilities - Full-Time:	-	-	-	-	-
Home Instruction:					
Salaries of Teachers	-	-	-	-	-
Other Salaries for Instruction	-	-	-	-	-
Purchased Professional-Educational Services	-	-	-	-	-
Purchased Technical Services	-	-	-	-	-
Other Purchased Services (400-500 series)	-	-	-	-	-
General Supplies	-	-	-	-	-
Textbooks	-	-	-	-	-
Other Objects	-	-	-	-	-
Total Home Instruction	-	-	-	-	-
Cognitive - Severe:					
Salaries of Teachers	-	-	-	-	-
Other Salaries for Instruction	-	-	-	-	-
Purchased Professional-Educational Services	-	-	-	-	-
Purchased Technical Services	-	-	-	-	-
Other Purchased Services (400-500 series)	-	-	-	-	-
General Supplies	-	-	-	-	-
Textbooks	-	-	-	-	-
Other Objects	-	-	-	-	-
Total Cognitive - Severe	-	-	-	-	-
TOTAL SPECIAL EDUCATION - INSTRUCTION	\$ 654,001	\$ 26,882	\$ 680,883	\$ 651,971	\$ 28,912

**PATERSON PUBLIC SCHOOLS
 BLENDED RESOURCE FUND 15
 SCHEDULE OF BLENDED EXPENDITURES-BUDGET AND ACTUAL
 FOR THE FISCAL YEAR ENDED JUNE 30, 2009**

<u>School: No. 21</u>	<u>Original Budget</u>	<u>Budget Transfers</u>	<u>Final Budget</u>	<u>Actual</u>	<u>Variance Final to Actual</u>
Basic Skills/Remedial - Instruction					
Salaries of Teachers	-	-	-	-	-
Other Salaries for Instruction	-	-	-	-	-
Purchased Professional-Educational Services	-	-	-	-	-
Purchased Technical Services	-	-	-	-	-
Other Purchased Services (400-500 series)	-	-	-	-	-
General Supplies	-	-	-	-	-
Textbooks	-	-	-	-	-
Other Objects	-	-	-	-	-
Total Basic Skills/Remedial - Instruction	-	-	-	-	-
Bilingual Education - Instruction					
Salaries of Teachers	\$ 397,741	\$ 49,896	\$ 447,637	\$ 445,811	\$ 1,826
Other Salaries for Instruction	77,574	-	77,574	73,441	4,133
Purchased Professional-Educational Services	-	-	-	-	-
Purchased Technical Services	-	-	-	-	-
Other Purchased Services (400-500 series)	600	-	600	270	330
General Supplies	7,700	-	7,700	7,586	114
Textbooks	3,960	-	3,960	2,986	974
Other Objects	-	-	-	-	-
Total Bilingual Education - Instruction	487,575	49,896	537,471	530,094	7,377
Vocational Programs - Local - Instruction					
Salaries of Teachers	-	-	-	-	-
Other Salaries for Instruction	-	-	-	-	-
Purchased Professional-Educational Services	-	-	-	-	-
Purchased Technical Services	-	-	-	-	-
Other Purchased Services (400-500 series)	-	-	-	-	-
General Supplies	-	-	-	-	-
Textbooks	-	-	-	-	-
Other Objects	-	-	-	-	-
Total Vocational Programs - Local - Instruction	-	-	-	-	-
School-Spon. Cocurricular Actvts. - Inst.					
Salaries	-	-	-	-	-
Purchased Services (300-500 series)	-	-	-	-	-
Supplies and Materials	-	-	-	-	-
Other Objects	-	-	-	-	-
Transfers to Cover Deficit (Agency Funds)	-	-	-	-	-
Total School-Spon. Cocurricular Actvts. - Inst.	-	-	-	-	-
School-Spon. Cocurricular Athletics - Inst.					
Salaries	-	-	-	-	-
Purchased Services (300-500 series)	-	-	-	-	-
Supplies and Materials	-	-	-	-	-
Other Objects	-	-	-	-	-
Transfers to Cover Deficit (Agency Funds)	-	-	-	-	-
Total School-Spon. Cocurricular Athletics - Inst.	-	-	-	-	-
Other Instructional Programs - Instruction					
Salaries	-	-	-	-	-
Purchased Services (300-500 series)	-	-	-	-	-
Supplies and Materials	-	-	-	-	-
Other Objects	-	-	-	-	-
Transfers to Cover Deficit (Agency Funds)	-	-	-	-	-
Total Other Instructional Programs - Instruction	-	-	-	-	-

**PATERSON PUBLIC SCHOOLS
 BLENDED RESOURCE FUND 15
 SCHEDULE OF BLENDED EXPENDITURES-BUDGET AND ACTUAL
 FOR THE FISCAL YEAR ENDED JUNE 30, 2009**

<u>School: No. 21</u>	<u>Original Budget</u>	<u>Budget Transfers</u>	<u>Final Budget</u>	<u>Actual</u>	<u>Variance Final to Actual</u>
Community Services Programs/Operations					
Salaries	-	-	-	-	-
Purchased Services (300-500 series)	-	-	-	-	-
Supplies and Materials	-	-	-	-	-
Other Objects	-	-	-	-	-
Transfers to Cover Deficit (Agency Funds)	-	-	-	-	-
Total Community Services/Operations	-	-	-	-	-
Total Instruction	\$ 4,246,221	\$ 38,879	\$ 4,285,100	\$ 4,240,392	\$ 44,708
Undistributed Expenditures - Instruction:					
Tuition to Other LEAs Within the State - Regular	-	-	-	-	-
Tuition to Other LEAs Within the Stat - Special	-	-	-	-	-
Tuition to County Voc. School Dist. - Regular	-	-	-	-	-
Tuition to County Voc. School Dist. - Special	-	-	-	-	-
Tuition to CSSD & Regional Day Schools	-	-	-	-	-
Tuition to Private Schools for the Disabled - Within State	-	-	-	-	-
Tuition to Private Schools for the Disabled & Oth LEAS - Spl, O/S	-	-	-	-	-
Tuition - State Facilities	-	-	-	-	-
Tuition - Other	-	-	-	-	-
Total Undistributed Expenditures - Instruction:	-	-	-	-	-
Undistributed Expend. - Attend. & Social Work					
Salaries	80,427	(63,527)	16,900	15,129	1,771
Purchased Professional and Technical Services	-	-	-	-	-
Other Purchased Services (400-500 series)	-	-	-	-	-
Supplies and Materials	400	-	400	322	78
Other Objects	-	-	-	-	-
Total Undistributed Expend. - Attend. & Social Work	80,827	(63,527)	17,300	15,451	1,849
Undistributed Expenditures - Health Services					
Salaries	51,652	-	51,652	51,152	500
Purchased Professional and Technical Services	-	-	-	-	-
Other Purchased Services (400-500 series)	-	-	-	-	-
Supplies and Materials	225	-	225	218	7
Other Objects	-	-	-	-	-
Total Undistributed Expenditures - Health Services	51,877	-	51,877	51,370	507
Undist. Expend. - Other Supp. Serv. Students - Related Serv.					
Salaries	-	-	-	-	-
Purchased Professional - Educational Services	-	-	-	-	-
Supplies and Materials	-	-	-	-	-
Other Objects	-	-	-	-	-
Total Undist. Expend. - Other Supp. Serv. Students - Related Serv.	-	-	-	-	-
Undist. Expend. - Other Supp. Serv. Students - Extra Serv.					
Salaries	-	-	-	-	-
Purchased Professional - Educational Services	-	-	-	-	-
Supplies and Materials	-	-	-	-	-
Other Objects	-	-	-	-	-
Total Undist. Expend. - Other Supp. Serv. Students - Extra Serv.	-	-	-	-	-
Undist. Expend. - Other Supp. Serv. Students-Reg.					
Salaries	99,903	-	99,903	99,903	-
Salaries of Secretarial and Clerical Assistants	-	-	-	-	-
Other Salaries	-	-	-	-	-
Purchased Professional - Educational Services	-	-	-	-	-
Other Purchased Prof. and Tech. Services	300	-	300	-	300
Other Purchased Services (400-500 series)	-	-	-	-	-
Supplies and Materials	750	-	750	745	5
Other Objects	-	-	-	-	-
Total Undist. Expend. - Other Supp. Serv. Students-Reg.	100,953	-	100,953	100,648	305

Continued

**PATERSON PUBLIC SCHOOLS
BLENDED RESOURCE FUND 15
SCHEDULE OF BLENDED EXPENDITURES-BUDGET AND ACTUAL
FOR THE FISCAL YEAR ENDED JUNE 30, 2009**

<u>School: No. 21</u>	<u>Original Budget</u>	<u>Budget Transfers</u>	<u>Final Budget</u>	<u>Actual</u>	<u>Variance Final to Actual</u>
Undist. Expend. - Other Supp. Serv. Students -Spl.					
Salaries of Other Professional Staff	-	-	-	-	-
Salaries of Secretarial and Clerical Assistants	-	-	-	-	-
Other Salaries	-	-	-	-	-
Purchased Professional - Educational Services	-	-	-	-	-
Other Purchased Prof. and Tech. Services	-	-	-	-	-
Residential Costs	-	-	-	-	-
Mis. Pur. Serv.(400-500 series O/than Residential)	-	-	-	-	-
Supplies and Materials	-	-	-	-	-
Other Objects	-	-	-	-	-
Total Undist. Expend. - Other Supp. Serv. Students -Spl.	-	-	-	-	-
Undist. Expend. - Improvement of Inst. Serv.					
Salaries of Supervisor of Instruction	-	-	-	-	-
Salaries of Other Professional Staff	\$ 99,903	-	\$ 99,903	\$ 99,903	-
Salaries of Secr and Clerical Assist.	-	-	-	-	-
Other Salaries	-	-	-	-	-
Purchased Prof- Educational Services	800	-	800	-	\$ 800
Other Purch Prof. and Tech. Services	-	-	-	-	-
Other Purch Services (400-500)	-	-	-	-	-
Supplies and Materials	3,825	-	3,825	3,704	121
Other Objects	-	-	-	-	-
Total Undist. Expend. - Improvement of Inst. Serv.	104,528	-	104,528	103,607	921
Undist. Expend. - Edu. Media Serv./Sch. Library					
Salaries	198,247	-	198,247	198,247	-
Purchased Professional and Technical Services	-	-	-	-	-
Other Purchased Services (400-500 series)	600	-	600	599	1
Supplies and Materials	14,810	-	14,810	14,526	284
Other Objects	-	-	-	-	-
Total Undist. Expend. - Edu. Media Serv./Sch. Library	213,657	-	213,657	213,372	285
Undist. Expend. - Instructional Staff Training Serv.					
Salaries of Supervisors of Instruction	-	-	-	-	-
Salaries of Other Professional Staff	-	-	-	-	-
Salaries of Secretarial and Clerical Assist	-	-	-	-	-
Other Salaries	-	-	-	-	-
Purchased Professional - Educational Serv	-	-	-	-	-
Other Purchased Prof. and Tech. Services	-	-	-	-	-
Other Purchased Services (400-500 series)	-	\$ 760.0	760	-	760
Supplies and Materials	-	-	-	-	-
Other Objects	-	-	-	-	-
Total Undist. Expend. - Instructional Staff Training Serv.	-	760	760	-	760
Undist. Expend. - Supp. Serv. - General Admin.					
Salaries	-	-	-	-	-
Legal Services	-	-	-	-	-
Other Purchased Professional Services	-	-	-	-	-
Purchased Technical Services	-	-	-	-	-
Communications/Telephone	-	-	-	-	-
Other Purchased Services (400-500 series)	-	-	-	-	-
Supplies and Materials	-	-	-	-	-
Judgements Against The School District	-	-	-	-	-
Miscellaneous Expenditures	-	-	-	-	-
Total Undist. Expend. - Supp. Serv. - General Admin.	-	-	-	-	-

Continued

**PATERSON PUBLIC SCHOOLS
 BLENDED RESOURCE FUND 15
 SCHEDULE OF BLENDED EXPENDITURES-BUDGET AND ACTUAL
 FOR THE FISCAL YEAR ENDED JUNE 30, 2009**

<u>School: No. 21</u>	Original Budget	Budget Transfers	Final Budget	Actual	Variance Final to Actual
Undist. Expend. - Support Serv. - School Admin.					
Salaries of Principals/Assistant Principals	\$ 334,145	-	\$ 334,145	\$ 334,145	-
Salaries of Other Professional Staff		-			-
Salaries of Secretarial and Clerical Assistants	95,513	-	95,513	90,958	\$ 4,555
Other Salaries		-			-
Purchased Professional and Technical Services		-			-
Other Purchased Services (400-500 series)	350	-	350		350
Supplies and Materials	5,625	-	5,625	5,483	142
Other Objects	400	-	400		400
Total Undist. Expend. - Support Serv. - School Admin.	<u>436,033</u>	<u>-</u>	<u>436,033</u>	<u>430,586</u>	<u>5,447</u>
Undist. Expend. -Allowable Maintenance for School Facilities					
Salaries	-	-	-	-	-
Cleaning, Repair, and Maintenance Services	-	-	-	-	-
General Supplies	-	-	-	-	-
Other Objects	-	-	-	-	-
Total Undist. Expend. -Allowable Maintenance for School Facilities	<u>-</u>	<u>-</u>	<u>-</u>	<u>-</u>	<u>-</u>
Undist. Expend. - Oth. Oper. & Maint. of Plant					
Salaries	50,283	-	50,283	50,283	-
Purchased Professional and Technical Services	-	-	-	-	-
Cleaning, Repair and Maintenance Services	-	-	-	-	-
Rental of land & Building Other than Lease Purchases	-	-	-	-	-
Other Purchased Property Services	-	-	-	-	-
Insurance	-	-	-	-	-
Miscellaneous Purchased Services	-	-	-	-	-
General Supplies	-	-	-	-	-
Energy (Energy and Electricity)	-	-	-	-	-
Other Objects	-	-	-	-	-
Total Undist. Expend. - Other Oper. & Maint. Of Plant	<u>50,283</u>	<u>-</u>	<u>50,283</u>	<u>50,283</u>	<u>-</u>
Total Undist. Expend. - Oper. & Maint. Of Plant	<u>50,283</u>	<u>-</u>	<u>50,283</u>	<u>50,283</u>	<u>-</u>
Undist. Expend. - Student Transportation Serv.					
Sal. For Pup. Trans. (Bet. Home and School) - Regular	-	-	-	-	-
Sal. For Pup. Trans. (Bet. Home and School) - Special	-	-	-	-	-
Sal. For Pup. Trans. (Other than Bet. Home and School)	-	-	-	-	-
Management Fees - ESC & CTSA Transportation Programs	-	-	-	-	-
Other Purchased Professional and Technical Services	-	-	-	-	-
Cleaning, Repair and Maintenance Services	-	-	-	-	-
Rental Payments - School Buses	-	-	-	-	-
Lease Purchase Payments - School Buses	-	-	-	-	-
Contract Services - (Between Home and School) - Vendors	-	-	-	-	-
Contr Serv (Oth. than Bet Home & Sch)-Vend	-	\$ 2,925	2,925	2,210	715
Contract Services - (Between Home and Sch) - Joint Agrmts	-	-	-	-	-
Contr Serv (Spl. Ed. Students) - Vendors	-	-	-	-	-
Contr Serv (Spl. Ed. Students) - Joint Agrmt	-	-	-	-	-
Contr Serv (Regular Students) - ESCs & CTSA	-	-	-	-	-
Contr Serv (Spl. Ed. Students) - ESCs & CTSA	-	-	-	-	-
Contr Serv. - Aid in Lieu Payments	-	-	-	-	-
Misc. Purchased Serv. - Transportation	-	-	-	-	-
Supplies and Materials	-	-	-	-	-
Miscellaneous Expenditures	-	-	-	-	-
Total Undist. Expend. - Student Transportation Serv.	<u>-</u>	<u>2,925</u>	<u>2,925</u>	<u>2,210</u>	<u>715</u>

**PATERSON PUBLIC SCHOOLS
 BLENDED RESOURCE FUND 15
 SCHEDULE OF BLENDED EXPENDITURES-BUDGET AND ACTUAL
 FOR THE FISCAL YEAR ENDED JUNE 30, 2009**

<u>School: No. 21</u>	Original Budget	Budget Transfers	Final Budget	Actual	Variance Final to Actual
Undist. Expend. - Business and Other Support Serv.					
Increase in Sale/Lease-back Reserve	-	-	-	-	-
Salaries	-	-	-	-	-
Purchased Professional Services	-	-	-	-	-
Purchased Technical Services	-	-	-	-	-
Other Purchased Services (400-500 series Oth Residential Costs)	-	-	-	-	-
Sale/Lease-back Payments	-	-	-	-	-
Supplies and Materials	-	-	-	-	-
Interest on Current Loan	-	-	-	-	-
Interest on Lease Purchase Agreements	-	-	-	-	-
Miscellaneous Expenditures	-	-	-	-	-
Total Undist. Expend. - Business and Other Support Serv.	-	-	-	-	-
UNALLOCATED BENEFITS					
Group Insurance	-	-	-	-	-
Social Security Contributions	\$ 98,047	\$ (25,668)	\$ 72,379	\$ 57,628	\$ 14,751
T.P.A.F. Contributions - ERIP	-	-	-	-	-
Other Retirement Contributions - Regular	-	-	-	-	-
Other Retirement Contributions - ERIP	-	-	-	-	-
Unemployment Compensation	-	-	-	-	-
Workmen's Compensation	-	-	-	-	-
Health Benefits	959,179	-	959,179	896,382	62,797
Tuition Reimbursement	-	-	-	-	-
Other Employee Benefits	-	-	-	-	-
TOTAL UNALLOCATED BENEFITS	1,057,226	(25,668)	1,031,558	954,010	77,548
On-behalf TPAF pension Contributions (non-budgeted)	-	-	-	-	-
Reimbursed TPAF Social Security Contributions (non-budgeted)	-	-	-	-	-
TOTAL ON-BEHALF CONTRIBUTIONS	-	-	-	-	-
TOTAL PERSONAL SERVICES - EMPLOYEE BENEFITS	1,057,226	(25,668)	1,031,558	954,010	77,548
Undistributed Expenditures - Food Services					
Transfers to Cover Deficit (Enterprise Fund)	-	-	-	-	-
TOTAL UNDISTRIBUTED EXPENDITURES	2,095,384	(85,510)	2,009,874	1,921,537	88,337
TOTAL SCHOOL BASED BUDGET CURRENT EXPENSE	6,341,605	(46,631)	6,294,974	6,161,929	133,045
CAPITAL OUTLAY					
Equipment					
Regular Program - Instruction:					
Kindergarten	-	-	-	-	-
Grades 1-5	-	-	-	-	-
Grades 6-8	-	-	-	-	-
Grades 9-12	-	-	-	-	-
Home Instruction	-	-	-	-	-
Special Education - Instruction:					
Cognitive - Mild	-	-	-	-	-
Cognitive - Moderate	-	-	-	-	-
Learning and/or Language Disabilities	-	-	-	-	-
Visual Impairments	-	-	-	-	-
Auditory Impairments	-	-	-	-	-
Behavioral Disabilities	-	-	-	-	-
Multiple Disabilities	-	-	-	-	-
Resource Room/Resource Center	-	-	-	-	-
Autism	-	-	-	-	-
Preschool Disabilities - Part-Time	-	-	-	-	-
Preschool Disabilities - Full-Time	-	-	-	-	-
Home Instruction	-	-	-	-	-
Cognitive - Severe	-	-	-	-	-

Continued

**PATERSON PUBLIC SCHOOLS
 BLENDED RESOURCE FUND 15
 SCHEDULE OF BLENDED EXPENDITURES-BUDGET AND ACTUAL
 FOR THE FISCAL YEAR ENDED JUNE 30, 2009**

<u>School: No. 21</u>	Original Budget	Budget Transfers	Final Budget	Actual	Variance Final to Actual
Basic Skills/Remedial - Instruction	-	-	-	-	-
Bilingual Education - Instruction	-	-	-	-	-
Vocational Programs - Local - Instruction	-	-	-	-	-
School-Sponsored and Other Instructional Program	-	-	-	-	-
Undistributed Expenditures - Instruction	-	-	-	-	-
Undist.Expend.-Support Serv.-Students - Reg.	-	-	-	-	-
Undist.Expend.-Support Serv. - Related & Extraordinary	-	-	-	-	-
Undist.Expend.-Support Serv.-Students - Special	-	-	-	-	-
Undist.Expend.-Support Serv. - Inst. Staff	-	-	-	-	-
Undistributed Expenditures - General Admin.	-	-	-	-	-
Undistributed Expenditures - School Admin.	-	-	-	-	-
Undistributed Expenditures - Operation of Plant Services	-	-	-	-	-
Undistributed Expenditures - Student Trans. - Non Inst. Equip	-	-	-	-	-
School Buses - Regular	-	-	-	-	-
School Buses - Special	-	-	-	-	-
Undistributed Expenditures - Business/Other Support Serv.	-	-	-	-	-
Undistributed Expenditures - Non Inst. Serv.	-	-	-	-	-
Special Schools (All Programs)	-	-	-	-	-
Total Equipment	-	-	-	-	-
Facilities Acquisition and Construction Services	-	-	-	-	-
Salaries	-	-	-	-	-
Legal Services	-	-	-	-	-
Other Purchased Prof. and Tech. Services	-	-	-	-	-
Construction Services	-	-	-	-	-
General Supplies	-	-	-	-	-
Land and Improvements	-	-	-	-	-
Lease Purchase Agreements - Principal	-	-	-	-	-
Buildings Other than Lease Purchase Agreement	-	-	-	-	-
Other Objects	-	-	-	-	-
Facilities Grant - Transfer to Special Revenue	-	-	-	-	-
Total Facilities Acquisition and Construction Services	-	-	-	-	-
Capital Reserve - Transfer to Capital Projects	-	-	-	-	-
Capital Reserve - Transfer to Debt Service	-	-	-	-	-
Assets Acquired Under Capital Leases (non-budgeted)	-	-	-	-	-
Undistributed Expenditures:	-	-	-	-	-
General Administration	-	-	-	-	-
School Administration	-	-	-	-	-
Assets Acquired Under Capital Leases (non-budgeted)	-	-	-	-	-
TOTAL CAPITAL OUTLAY	-	-	-	-	-
SPECIAL SCHOOLS	-	-	-	-	-
Summer School - Instruction	-	-	-	-	-
Salaries of Teachers	-	-	-	-	-
Other Salaries for Instruction	-	-	-	-	-
Purchased Professional and Technical Services	-	-	-	-	-
Other Purchased Services (400-500 series)	-	-	-	-	-
General Supplies	-	-	-	-	-
Textbooks	-	-	-	-	-
Other Objects	-	-	-	-	-
Total Summer School - Instruction	-	-	-	-	-

**PATERSON PUBLIC SCHOOLS
 BLENDED RESOURCE FUND 15
 SCHEDULE OF BLENDED EXPENDITURES-BUDGET AND ACTUAL
 FOR THE FISCAL YEAR ENDED JUNE 30, 2009**

<u>School: No. 21</u>	<u>Original Budget</u>	<u>Budget Transfers</u>	<u>Final Budget</u>	<u>Actual</u>	<u>Variance Final to Actual</u>
Summer School - Support Services					
Salaries	-	-	-	-	-
Personal Services - Employee Benefits	-	-	-	-	-
Purchased Professional and Technical Services	-	-	-	-	-
Other Purchased Services (400-500 series)	-	-	-	-	-
Supplies and Materials	-	-	-	-	-
Other Objects	-	-	-	-	-
Total Summer School - Support Services	-	-	-	-	-
Total Summer School	-	-	-	-	-
Other Special Schools - Instruction					
Salaries of Teachers	-	-	-	-	-
Other Salaries for Instruction	-	-	-	-	-
Purchased Professional and Technical Services	-	-	-	-	-
Other Purchased Services (400-500 series)	-	-	-	-	-
General Supplies	-	-	-	-	-
Textbooks	-	-	-	-	-
Other Objects	-	-	-	-	-
Total Other Special Schools - Instruction	-	-	-	-	-
Other Special Schools - Support Services					
Salaries	-	-	-	-	-
Personal Services - Employee Benefits	-	-	-	-	-
Purchased Professional and Technical Services	-	-	-	-	-
Other Purchased Services (400-500 series)	-	-	-	-	-
Supplies and Materials	-	-	-	-	-
Other Objects	-	-	-	-	-
Total Other Special Schools - Support Services	-	-	-	-	-
Total Other Special Schools	-	-	-	-	-
Accred. Even./Adult H.S./Post-Grad.-Inst.					
Salaries of Teachers	-	-	-	-	-
Other Salaries for Instruction	-	-	-	-	-
Purchased Professional and Technical Services	-	-	-	-	-
Other Purchased Services (400-500 series)	-	-	-	-	-
General Supplies	-	-	-	-	-
Textbooks	-	-	-	-	-
Other Objects	-	-	-	-	-
Total Accred. Even./Adult H.S./Post-Grad.-Inst.	-	-	-	-	-
Accred. Even./Adult H.S./Post-Grad.-Supp. Service					
Salaries	-	-	-	-	-
Personal Services - Employee Benefits	-	-	-	-	-
Purchased Professional and Technical Services	-	-	-	-	-
Other Purchased Services (400-500 series)	-	-	-	-	-
Supplies and Materials	-	-	-	-	-
Other Objects	-	-	-	-	-
Total Accred. Even./Adult H.S./Post-Grad.-Supp. Service	-	-	-	-	-
Total Accred. Even./Adult H.S./Post-Grad.	-	-	-	-	-
Adult Education-Local-Instruction					
Salaries of Teachers	-	-	-	-	-
Other Salaries for Instruction	-	-	-	-	-
Purchased Professional and Technical Services	-	-	-	-	-
Other Purchased Services (400-500 series)	-	-	-	-	-
General Supplies	-	-	-	-	-
Textbooks	-	-	-	-	-
Other Objects	-	-	-	-	-
Total Adult Education-Local-Instruction	-	-	-	-	-

PATERSON PUBLIC SCHOOLS
BLENDED RESOURCE FUND 15
SCHEDULE OF BLENDED EXPENDITURES-BUDGET AND ACTUAL
FOR THE FISCAL YEAR ENDED JUNE 30, 2009

<u>School: No. 21</u>	<u>Original Budget</u>	<u>Budget Transfers</u>	<u>Final Budget</u>	<u>Actual</u>	<u>Variance Final to Actual</u>
Adult Education-Local -Support Serv.					
Salaries	-	-	-	-	-
Personal Services - Employee Benefits	-	-	-	-	-
Purchased Professional and Technical Services	-	-	-	-	-
Other Purchased Services (400-500 series)	-	-	-	-	-
Supplies and Materials	-	-	-	-	-
Other Objects	-	-	-	-	-
Total Adult Education-Local -Support Serv.	-	-	-	-	-
Total Adult Education-Local	-	-	-	-	-
Vocational Evening-Local-Instruction					
Salaries of Teachers	-	-	-	-	-
Other Salaries for Instruction	-	-	-	-	-
Purchased Professional and Technical Services	-	-	-	-	-
Other Purchased Services (400-500 series)	-	-	-	-	-
General Supplies	-	-	-	-	-
Textbooks	-	-	-	-	-
Other Objects	-	-	-	-	-
Total Vocational Evening-Local-Instruction	-	-	-	-	-
Vocational Evening-Local-Support Serv.					
Salaries	-	-	-	-	-
Personal Services - Employee Benefits	-	-	-	-	-
Purchased Professional and Technical Services	-	-	-	-	-
Other Purchased Services (400-500 series)	-	-	-	-	-
Supplies and Materials	-	-	-	-	-
Other Objects	-	-	-	-	-
Total Vocational Evening-Local-Support Serv.	-	-	-	-	-
Total Vocational Evening-Local	-	-	-	-	-
Even.-Sch.-Foreign-Born-Local-Inst.					
Salaries of Teachers	-	-	-	-	-
Other Salaries for Instruction	-	-	-	-	-
Purchased Professional and Technical Services	-	-	-	-	-
Other Purchased Services (400-500 series)	-	-	-	-	-
General Supplies	-	-	-	-	-
Textbooks	-	-	-	-	-
Other Objects	-	-	-	-	-
Total Even.-Sch.-Foreign-Born-Local-Inst.	-	-	-	-	-
Even.-Sch.-Foreign-Born-Local-Sup. Serv.					
Salaries	-	-	-	-	-
Personal Services - Employee Benefits	-	-	-	-	-
Purchased Professional and Technical Services	-	-	-	-	-
Other Purchased Services (400-500 series)	-	-	-	-	-
Supplies and Materials	-	-	-	-	-
Other Objects	-	-	-	-	-
Total Even.-Sch.-Foreign-Born-Local-Sup. Serv.	-	-	-	-	-
Total Even.-Sch.-Foreign-Born-Local	-	-	-	-	-
TOTAL SPECIAL SCHOOLS	-	-	-	-	-
Transfer of Funds to Charter Schools	-	-	-	-	-
TOTAL SCHOOL BASED EXPENDITURES	\$ 6,341,605	\$ (46,631)	\$ 6,294,974	\$ 6,161,929	\$ 133,045

Continued

**PATERSON PUBLIC SCHOOLS
 BLENDED RESOURCE FUND 15
 SCHEDULE OF BLENDED EXPENDITURES-BUDGET AND ACTUAL
 FOR THE FISCAL YEAR ENDED JUNE 30, 2009**

<u>School: No. 21</u>	<u>Original Budget</u>	<u>Budget Transfers</u>	<u>Final Budget</u>	<u>Actual</u>	<u>Variance Final to Actual</u>
Other Financing Sources:					
Operating Transfer In	\$ 6,341,605	\$ (46,631)	\$ 6,294,974	\$ 6,161,929	\$ 133,045
Operating Transfer Out:					
Transfer to Food Service Fund - Board Contribution	-	-	-	-	-
Capital Leases (non-budgeted)	-	-	-	-	-
Total Other Financing Sources:	<u>6,341,605</u>	<u>(46,631)</u>	<u>6,294,974</u>	<u>6,161,929</u>	<u>133,045</u>
Excess (Deficiency) of Other Financing Sources Over (Under) Expenditures and Other Financing (Uses)	-	-	-	-	-
Fund Balance, July 1	-	-	-	-	-
Fund Balance, June 30	<u>\$ -</u>	<u>\$ -</u>	<u>\$ -</u>	<u>\$ -</u>	<u>\$ -</u>

Continued

**PATERSON PUBLIC SCHOOLS
 BLENDED RESOURCE FUND 15
 SCHEDULE OF BLENDED EXPENDITURES-BUDGET AND ACTUAL
 FOR THE FISCAL YEAR ENDED JUNE 30, 2009**

<u>School: No. 24</u>	<u>Original Budget</u>	<u>Budget Transfers</u>	<u>Final Budget</u>	<u>Actual</u>	<u>Variance Final to Actual</u>
REGULAR PROGRAMS - INSTRUCTION					
Regular Programs - Instruction					
Kindergarten - Salaries of Teachers		\$ 176,909	\$ 176,909	\$ 176,909	-
Grades 1-5 - Salaries of Teachers	\$ 812,267	154,350	966,617	966,617	-
Grades 6-8 - Salaries of Teachers		-			-
Grades 9-12 - Salaries of Teachers		-			-
Regular Programs - Home Instruction:					
Salaries of Teachers		-			-
Other Salaries for Instruction		-			-
Purchased Professional -Educational Services		-			-
Purchased Technical Services		-			-
Other Purchased Services (400-500 series)		-			-
General Supplies		-			-
Textbooks		-			-
Other Objects		-			-
Regular Programs - Undistributed Instruction					
Other Salaries for Instruction	43,368	122,809	166,177	166,177	-
Purchased Professional-Educational Services		-			-
Purchased Technical Services		-			-
Other Purchased Services (400-500 series)		-			-
General Supplies	64,111	18,750	82,861	80,401	\$ 2,460
Textbooks	2,000	19,273	21,273	20,869	404
Other Objects	-	2,933	2,933	990	1,943
TOTAL REGULAR PROGRAMS - INSTRUCTION	<u>921,746</u>	<u>495,024</u>	<u>1,416,770</u>	<u>1,411,963</u>	<u>4,807</u>
SPECIAL EDUCATION - INSTRUCTION					
Cognitive - Mild:					
Salaries of Teachers	-	-	-	-	-
Other Salaries for Instruction	-	-	-	-	-
Purchased Professional-Educational Services	-	-	-	-	-
Purchased Technical Services	-	-	-	-	-
Other Purchased Services (400-500 series)	-	-	-	-	-
General Supplies	-	-	-	-	-
Textbooks	-	-	-	-	-
Other Objects	-	-	-	-	-
Total Cognitive - Mild	<u>-</u>	<u>-</u>	<u>-</u>	<u>-</u>	<u>-</u>
Cognitive - Moderate:					
Salaries of Teachers	-	-	-	-	-
Other Salaries for Instruction	-	-	-	-	-
Purchased Professional-Educational Services	-	-	-	-	-
Purchased Technical Services	-	-	-	-	-
Other Purchased Services (400-500 series)	-	-	-	-	-
General Supplies	-	-	-	-	-
Textbooks	-	-	-	-	-
Other Objects	-	-	-	-	-
Total Cognitive - Moderate	<u>-</u>	<u>-</u>	<u>-</u>	<u>-</u>	<u>-</u>
Learning and/or Language Disabilities:					
Salaries of Teachers	-	-	-	-	-
Other Salaries for Instruction	-	-	-	-	-
Purchased Professional-Educational Services	-	-	-	-	-
Purchased Technical Services	-	-	-	-	-
Other Purchased Services (400-500 series)	-	-	-	-	-
General Supplies	-	-	-	-	-
Textbooks	-	-	-	-	-
Other Objects	-	-	-	-	-
Total Learning and/or Language Disabilities	<u>-</u>	<u>-</u>	<u>-</u>	<u>-</u>	<u>-</u>

Continued

**PATERSON PUBLIC SCHOOLS
 BLENDED RESOURCE FUND 15
 SCHEDULE OF BLENDED EXPENDITURES-BUDGET AND ACTUAL
 FOR THE FISCAL YEAR ENDED JUNE 30, 2009**

<u>School: No. 24</u>	<u>Original Budget</u>	<u>Budget Transfers</u>	<u>Final Budget</u>	<u>Actual</u>	<u>Variance Final to Actual</u>
Visual Impairments:					
Salaries of Teachers	-	-	-	-	-
Other Salaries for Instruction	-	-	-	-	-
Purchased Professional-Educational Services	-	-	-	-	-
Purchased Technical Services	-	-	-	-	-
Other Purchased Services (400-500 series)	-	-	-	-	-
General Supplies	-	-	-	-	-
Textbooks	-	-	-	-	-
Other Objects	-	-	-	-	-
Total Visual Impairments	-	-	-	-	-
Auditory Impairments:					
Salaries of Teachers	-	-	-	-	-
Other Salaries for Instruction	-	-	-	-	-
Purchased Professional-Educational Services	-	-	-	-	-
Purchased Technical Services	-	-	-	-	-
Other Purchased Services (400-500 series)	-	-	-	-	-
General Supplies	-	-	-	-	-
Textbooks	-	-	-	-	-
Other Objects	-	-	-	-	-
Total Auditory Impairments	-	-	-	-	-
Behavioral Disabilities:					
Salaries of Teachers	-	-	-	-	-
Other Salaries for Instruction	-	-	-	-	-
Purchased Professional-Educational Services	-	-	-	-	-
Purchased Technical Services	-	-	-	-	-
Other Purchased Services (400-500 series)	-	-	-	-	-
General Supplies	-	-	-	-	-
Textbooks	-	-	-	-	-
Other Objects	-	-	-	-	-
Total Behavioral Disabilities	-	-	-	-	-
Multiple Disabilities:					
Salaries of Teachers	-	-	-	-	-
Other Salaries for Instruction	-	-	-	-	-
Purchased Professional-Educational Services	-	-	-	-	-
Purchased Technical Services	-	-	-	-	-
Other Purchased Services (400-500 series)	-	-	-	-	-
General Supplies	-	-	-	-	-
Textbooks	-	-	-	-	-
Other Objects	-	-	-	-	-
Total Multiple Disabilities	-	-	-	-	-
Resource Room/Resource Center:					
Salaries of Teachers	\$ 164,639	-	\$ 164,639	\$ 163,120	\$ 1,519
Other Salaries for Instruction	-	-	-	-	-
Purchased Professional-Educational Services	-	-	-	-	-
Purchased Technical Services	-	-	-	-	-
Other Purchased Services (400-500 series)	-	-	-	-	-
General Supplies	1,400	-	1,400	1,347	53
Textbooks	500	-	500	454	46
Other Objects	-	-	-	-	-
Total Resource Room/Resource Center	166,539	-	166,539	164,921	1,618

PATERSON PUBLIC SCHOOLS
BLENDED RESOURCE FUND 15
SCHEDULE OF BLENDED EXPENDITURES-BUDGET AND ACTUAL
FOR THE FISCAL YEAR ENDED JUNE 30, 2009

<u>School: No. 24</u>	<u>Original Budget</u>	<u>Budget Transfers</u>	<u>Final Budget</u>	<u>Actual</u>	<u>Variance Final to Actual</u>
Autism:					
Salaries of Teachers	-	-	-	-	-
Other Salaries for Instruction	-	-	-	-	-
Purchased Professional-Educational Services	-	-	-	-	-
Purchased Technical Services	-	-	-	-	-
Other Purchased Services (400-500 series)	-	-	-	-	-
General Supplies	-	-	-	-	-
Textbooks	-	-	-	-	-
Other Objects	-	-	-	-	-
Total Autism	-	-	-	-	-
Preschool Disabilities - Part-Time:					
Salaries of Teachers	-	-	-	-	-
Other Salaries for Instruction	-	-	-	-	-
Purchased Professional-Educational Services	-	-	-	-	-
Purchased Technical Services	-	-	-	-	-
Other Purchased Services (400-500 series)	-	-	-	-	-
General Supplies	-	-	-	-	-
Textbooks	-	-	-	-	-
Other Objects	-	-	-	-	-
Total Preschool Disabilities - Part-Time	-	-	-	-	-
Preschool Disabilities - Full-Time:					
Salaries of Teachers	-	-	-	-	-
Other Salaries for Instruction	-	-	-	-	-
Purchased Professional-Educational Services	-	-	-	-	-
Purchased Technical Services	-	-	-	-	-
Other Purchased Services (400-500 series)	-	-	-	-	-
General Supplies	-	-	-	-	-
Textbooks	-	-	-	-	-
Other Objects	-	-	-	-	-
Total Preschool Disabilities - Full-Time:	-	-	-	-	-
Home Instruction:					
Salaries of Teachers	-	-	-	-	-
Other Salaries for Instruction	-	-	-	-	-
Purchased Professional-Educational Services	-	-	-	-	-
Purchased Technical Services	-	-	-	-	-
Other Purchased Services (400-500 series)	-	-	-	-	-
General Supplies	-	-	-	-	-
Textbooks	-	-	-	-	-
Other Objects	-	-	-	-	-
Total Home Instruction	-	-	-	-	-
Cognitive - Severe:					
Salaries of Teachers	-	-	-	-	-
Other Salaries for Instruction	-	-	-	-	-
Purchased Professional-Educational Services	-	-	-	-	-
Purchased Technical Services	-	-	-	-	-
Other Purchased Services (400-500 series)	-	-	-	-	-
General Supplies	-	-	-	-	-
Textbooks	-	-	-	-	-
Other Objects	-	-	-	-	-
Total Cognitive - Severe	-	-	-	-	-
TOTAL SPECIAL EDUCATION - INSTRUCTION	\$ 166,539	-	\$ 166,539	\$ 164,921	\$ 1,618

Continued

PATERSON PUBLIC SCHOOLS
BLENDED RESOURCE FUND 15
SCHEDULE OF BLENDED EXPENDITURES-BUDGET AND ACTUAL
FOR THE FISCAL YEAR ENDED JUNE 30, 2009

<u>School: No. 24</u>	<u>Original Budget</u>	<u>Budget Transfers</u>	<u>Final Budget</u>	<u>Actual</u>	<u>Variance Final to Actual</u>
Basic Skills/Remedial - Instruction					
Salaries of Teachers	-	-	-	-	-
Other Salaries for Instruction	-	-	-	-	-
Purchased Professional-Educational Services	-	-	-	-	-
Purchased Technical Services	-	-	-	-	-
Other Purchased Services (400-500 series)	-	-	-	-	-
General Supplies	-	-	-	-	-
Textbooks	-	-	-	-	-
Other Objects	-	-	-	-	-
Total Basic Skills/Remedial - Instruction	-	-	-	-	-
Bilingual Education - Instruction					
Salaries of Teachers	\$ 371,925	\$ 95,523	\$ 467,448	\$ 464,576	\$ 2,872
Other Salaries for Instruction	50,677	49,159	99,836	99,836	-
Purchased Professional-Educational Services	-	-	-	-	-
Purchased Technical Services	-	-	-	-	-
Other Purchased Services (400-500 series)	-	-	-	-	-
General Supplies	9,725	-	9,725	9,117	608
Textbooks	2,000	-	2,000	1,982	18
Other Objects	-	-	-	-	-
Total Bilingual Education - Instruction	434,327	144,682	579,009	575,511	3,498
Vocational Programs - Local - Instruction					
Salaries of Teachers	-	-	-	-	-
Other Salaries for Instruction	-	-	-	-	-
Purchased Professional-Educational Services	-	-	-	-	-
Purchased Technical Services	-	-	-	-	-
Other Purchased Services (400-500 series)	-	-	-	-	-
General Supplies	-	-	-	-	-
Textbooks	-	-	-	-	-
Other Objects	-	-	-	-	-
Total Vocational Programs - Local - Instruction	-	-	-	-	-
School-Spon. Cocurricular Actvts. - Inst.					
Salaries	-	-	-	-	-
Purchased Services (300-500 series)	-	-	-	-	-
Supplies and Materials	-	-	-	-	-
Other Objects	-	-	-	-	-
Transfers to Cover Deficit (Agency Funds)	-	-	-	-	-
Total School-Spon. Cocurricular Actvts. - Inst.	-	-	-	-	-
School-Spon. Cocurricular Athletics - Inst.					
Salaries	-	-	-	-	-
Purchased Services (300-500 series)	-	-	-	-	-
Supplies and Materials	-	-	-	-	-
Other Objects	-	-	-	-	-
Transfers to Cover Deficit (Agency Funds)	-	-	-	-	-
Total School-Spon. Cocurricular Athletics - Inst.	-	-	-	-	-
Other Instructional Programs - Instruction					
Salaries	-	-	-	-	-
Purchased Services (300-500 series)	-	-	-	-	-
Supplies and Materials	-	-	-	-	-
Other Objects	-	-	-	-	-
Transfers to Cover Deficit (Agency Funds)	-	-	-	-	-
Total Other Instructional Programs - Instruction	-	-	-	-	-

Continued

PATERSON PUBLIC SCHOOLS
BLENDED RESOURCE FUND 15
SCHEDULE OF BLENDED EXPENDITURES-BUDGET AND ACTUAL
FOR THE FISCAL YEAR ENDED JUNE 30, 2009

<u>School: No. 24</u>	<u>Original Budget</u>	<u>Budget Transfers</u>	<u>Final Budget</u>	<u>Actual</u>	<u>Variance Final to Actual</u>
Community Services Programs/Operations					
Salaries	-	-	-	-	-
Purchased Services (300-500 series)	-	-	-	-	-
Supplies and Materials	-	-	-	-	-
Other Objects	-	-	-	-	-
Transfers to Cover Deficit (Agency Funds)	-	-	-	-	-
Total Community Services/Operations	-	-	-	-	-
Total Instruction	\$ 1,522,612	\$ 639,706	\$ 2,162,318	\$ 2,152,395	\$ 9,923
Undistributed Expenditures - Instruction:					
Tuition to Other LEAs Within the State - Regular	-	-	-	-	-
Tuition to Other LEAs Within the Stat - Special	-	-	-	-	-
Tuition to County Voc. School Dist. - Regular	-	-	-	-	-
Tuition to County Voc. School Dist. - Special	-	-	-	-	-
Tuition to CSSD & Regional Day Schools	-	-	-	-	-
Tuition to Private Schools for the Disabled - Within State	-	-	-	-	-
Tuition to Private Schools for the Disabled & Oth LEAS - Spl, O/S	-	-	-	-	-
Tuition - State Facilities	-	-	-	-	-
Tuition - Other	-	-	-	-	-
Total Undistributed Expenditures - Instruction:	-	-	-	-	-
Undistributed Expend. - Attend. & Social Work					
Salaries	16,900	56,866	73,766	16,636	57,130
Purchased Professional and Technical Services	-	-	-	-	-
Other Purchased Services (400-500 series)	-	-	-	-	-
Supplies and Materials	400	-	400	-	400
Other Objects	-	-	-	-	-
Total Undistributed Expend. - Attend. & Social Work	17,300	56,866	74,166	16,636	57,530
Undistributed Expenditures - Health Services					
Salaries	61,026	-	61,026	59,431	1,595
Purchased Professional and Technical Services	-	-	-	-	-
Other Purchased Services (400-500 series)	-	-	-	-	-
Supplies and Materials	450	-	450	450	-
Other Objects	-	-	-	-	-
Total Undistributed Expenditures - Health Services	61,476	-	61,476	59,881	1,595
Undist. Expend. - Other Supp. Serv. Students - Related Serv.					
Salaries	-	-	-	-	-
Purchased Professional - Educational Services	-	-	-	-	-
Supplies and Materials	-	-	-	-	-
Other Objects	-	-	-	-	-
Total Undist. Expend. - Other Supp. Serv. Students - Related Serv.	-	-	-	-	-
Undist. Expend. - Other Supp. Serv. Students - Extra Serv.					
Salaries	-	-	-	-	-
Purchased Professional - Educational Services	-	-	-	-	-
Supplies and Materials	-	-	-	-	-
Other Objects	-	-	-	-	-
Total Undist. Expend. - Other Supp. Serv. Students - Extra Serv.	-	-	-	-	-
Undist. Expend. - Other Supp. Serv. Students-Reg.					
Salaries	59,348	-	59,348	58,848	500
Salaries of Secretarial and Clerical Assistants	-	-	-	-	-
Other Salaries	-	-	-	-	-
Purchased Professional - Educational Services	-	-	-	-	-
Other Purchased Prof. and Tech. Services	-	-	-	-	-
Other Purchased Services (400-500 series)	-	-	-	-	-
Supplies and Materials	1,000	-	1,000	842	158
Other Objects	-	-	-	-	-
Total Undist. Expend. - Other Supp. Serv. Students-Reg.	60,348	-	60,348	59,690	658

Continued

**PATERSON PUBLIC SCHOOLS
 BLENDED RESOURCE FUND 15
 SCHEDULE OF BLENDED EXPENDITURES-BUDGET AND ACTUAL
 FOR THE FISCAL YEAR ENDED JUNE 30, 2009**

<u>School: No. 24</u>	<u>Original Budget</u>	<u>Budget Transfers</u>	<u>Final Budget</u>	<u>Actual</u>	<u>Variance Final to Actual</u>
Undist. Expend. - Other Supp. Serv. Students -Spl.					
Salaries of Other Professional Staff	-	-	-	-	-
Salaries of Secretarial and Clerical Assistants	-	-	-	-	-
Other Salaries	-	-	-	-	-
Purchased Professional - Educational Services	-	-	-	-	-
Other Purchased Prof. and Tech. Services	-	-	-	-	-
Residential Costs	-	-	-	-	-
Mis. Pur. Serv.(400-500 series O/than Residential)	-	-	-	-	-
Supplies and Materials	-	-	-	-	-
Other Objects	-	-	-	-	-
Total Undist. Expend. - Other Supp. Serv. Students -Spl.	-	-	-	-	-
Undist. Expend. - Improvement of Inst. Serv.					
Salaries of Supervisor of Instruction	-	-	-	-	-
Salaries of Other Professional Staff	\$ 98,343	-	\$ 98,343	\$ 97,871	\$ 472
Salaries of Secr and Clerical Assist.	-	-	-	-	-
Other Salaries	-	-	-	-	-
Purchased Prof- Educational Services	-	-	-	-	-
Other Purch Prof. and Tech. Services	-	-	-	-	-
Other Purch Services (400-500)	-	-	-	-	-
Supplies and Materials	1,500	-	1,500	1,422	78
Other Objects	-	-	-	-	-
Total Undist. Expend. - Improvement of Inst. Serv.	99,843	-	99,843	99,293	550
Undist. Expend. - Edu. Media Serv./Sch. Library					
Salaries	56,228	\$ 453	56,681	56,681	-
Purchased Professional and Technical Services	-	-	-	-	-
Other Purchased Services (400-500 series)	-	-	-	-	-
Supplies and Materials	61,500	-	61,500	53,546	7,954
Other Objects	-	-	-	-	-
Total Undist. Expend. - Edu. Media Serv./Sch. Library	117,728	453	118,181	110,227	7,954
Undist. Expend. - Instructional Staff Training Serv.					
Salaries of Supervisors of Instruction	-	-	-	-	-
Salaries of Other Professional Staff	-	-	-	-	-
Salaries of Secretarial and Clerical Assist	-	-	-	-	-
Other Salaries	-	-	-	-	-
Purchased Professional - Educational Serv	-	-	-	-	-
Other Purchased Prof. and Tech. Services	-	-	-	-	-
Other Purchased Services (400-500 series)	1,100	-	1,100	-	1,100
Supplies and Materials	-	-	-	-	-
Other Objects	-	-	-	-	-
Total Undist. Expend. - Instructional Staff Training Serv.	1,100	-	1,100	-	1,100
Undist. Expend. - Supp. Serv. - General Admin.					
Salaries	-	-	-	-	-
Legal Services	-	-	-	-	-
Other Purchased Professional Services	-	-	-	-	-
Purchased Technical Services	-	-	-	-	-
Communications/Telephone	-	-	-	-	-
Other Purchased Services (400-500 series)	-	-	-	-	-
Supplies and Materials	-	-	-	-	-
Judgements Against The School District	-	-	-	-	-
Miscellaneous Expenditures	-	-	-	-	-
Total Undist. Expend. - Supp. Serv. - General Admin.	-	-	-	-	-

**PATERSON PUBLIC SCHOOLS
BLENDED RESOURCE FUND 15
SCHEDULE OF BLENDED EXPENDITURES-BUDGET AND ACTUAL
FOR THE FISCAL YEAR ENDED JUNE 30, 2009**

<u>School: No. 24</u>	<u>Original Budget</u>	<u>Budget Transfers</u>	<u>Final Budget</u>	<u>Actual</u>	<u>Variance Final to Actual</u>
Undist. Expend. - Support Serv. - School Admin.					
Salaries of Principals/Assistant Principals	\$ 125,490	\$ 74,000	\$ 199,490	\$ 179,244	\$ 20,246
Salaries of Other Professional Staff		-			-
Salaries of Secretarial and Clerical Assistants	32,909	31,900	64,809	55,232	9,577
Other Salaries		-			-
Purchased Professional and Technical Services		-			-
Other Purchased Services (400-500 series)		-			-
Supplies and Materials	4,500	-	4,500	4,493	7
Other Objects	-	-	-	-	-
Total Undist. Expend. - Support Serv. - School Admin.	<u>162,899</u>	<u>105,900</u>	<u>268,799</u>	<u>238,969</u>	<u>29,830</u>
Undist. Expend. -Allowable Maintenance for School Facilities					
Salaries	-	-	-	-	-
Cleaning, Repair, and Maintenance Services	-	-	-	-	-
General Supplies	-	-	-	-	-
Other Objects	-	-	-	-	-
Total Undist. Expend. -Allowable Maintenance for School Facilities	<u>-</u>	<u>-</u>	<u>-</u>	<u>-</u>	<u>-</u>
Undist. Expend. - Oth. Oper. & Maint. of Plant					
Salaries	36,274	(162)	36,112	35,974	138
Purchased Professional and Technical Services	-	-	-	-	-
Cleaning, Repair and Maintenance Services	-	-	-	-	-
Rental of land & Building Other than Lease Purchases	-	-	-	-	-
Other Purchased Property Services	-	-	-	-	-
Insurance	-	-	-	-	-
Miscellaneous Purchased Services	-	-	-	-	-
General Supplies	150	-	150	146	4
Energy (Energy and Electricity)	-	-	-	-	-
Other Objects	-	-	-	-	-
Total Undist. Expend. - Other Oper. & Maint. Of Plant	<u>36,424</u>	<u>(162)</u>	<u>36,262</u>	<u>36,120</u>	<u>142</u>
Total Undist. Expend. - Oper. & Maint. Of Plant	<u>36,424</u>	<u>(162)</u>	<u>36,262</u>	<u>36,120</u>	<u>142</u>
Undist. Expend. - Student Transportation Serv.					
Sal. For Pup.Trans. (Bet. Home and School) - Regular	-	-	-	-	-
Sal. For Pup.Trans. (Bet. Home and School) - Special	-	-	-	-	-
Sal. For Pup. Trans. (Other than Bet. Home and School)	-	-	-	-	-
Management Fees - ESC & CTSA Transportation Programs	-	-	-	-	-
Other Purchased Professional and Technical Services	-	-	-	-	-
Cleaning, Repair and Maintenance Services	-	-	-	-	-
Rental Payments - School Buses	-	-	-	-	-
Lease Purchase Payments - School Buses	-	-	-	-	-
Contract Services - (Between Home and School) - Vendors	-	-	-	-	-
Contr Serv (Oth. than Bet Home & Sch)-Vend	-	1,800	1,800	1,112	688
Contract Services - (Between Home and Sch) - Joint Agrmts	-	-	-	-	-
Contr Serv (Spl. Ed. Students) - Vendors	-	-	-	-	-
Contr Serv (Spl. Ed. Students) - Joint Agrmt	-	-	-	-	-
Contr Serv (Regular Students) - ESCs & CTSA	-	-	-	-	-
Contr Serv (Spl. Ed. Students) - ESCs & CTSA	-	-	-	-	-
Contr Serv. - Aid in Lieu Payments	-	-	-	-	-
Misc. Purchased Serv. - Transportation	-	-	-	-	-
Supplies and Materials	-	-	-	-	-
Miscellaneous Expenditures	-	-	-	-	-
Total Undist. Expend. - Student Transportation Serv.	<u>-</u>	<u>1,800</u>	<u>1,800</u>	<u>1,112</u>	<u>688</u>

Continued

PATERSON PUBLIC SCHOOLS
BLENDED RESOURCE FUND 15
SCHEDULE OF BLENDED EXPENDITURES-BUDGET AND ACTUAL
FOR THE FISCAL YEAR ENDED JUNE 30, 2009

<u>School: No. 24</u>	<u>Original Budget</u>	<u>Budget Transfers</u>	<u>Final Budget</u>	<u>Actual</u>	<u>Variance Final to Actual</u>
Undist. Expend. - Business and Other Support Serv.					
Increase in Sale/Lease-back Reserve	-	-	-	-	-
Salaries	-	-	-	-	-
Purchased Professional Services	-	-	-	-	-
Purchased Technical Services	-	-	-	-	-
Other Purchased Services (400-500 series Oth Residential Costs)	-	-	-	-	-
Sale/Lease-back Payments	-	-	-	-	-
Supplies and Materials	-	-	-	-	-
Interest on Current Loan	-	-	-	-	-
Interest on Lease Purchase Agreements	-	-	-	-	-
Miscellaneous Expenditures	-	-	-	-	-
Total Undist. Expend. - Business and Other Support Serv.	-	-	-	-	-
UNALLOCATED BENEFITS					
Group Insurance	-	-	-	-	-
Social Security Contributions	\$ 41,792	\$ 349	\$ 42,141	\$ 38,425	\$ 3,716
T.P.A.F. Contributions - ERIP	-	-	-	-	-
Other Retirement Contributions - Regular	-	-	-	-	-
Other Retirement Contributions - ERIP	-	-	-	-	-
Unemployment Compensation	-	-	-	-	-
Workmen's Compensation	-	-	-	-	-
Health Benefits	375,944	143,207	519,151	513,853	5,298
Tuition Reimbursement	-	-	-	-	-
Other Employee Benefits	-	-	-	-	-
TOTAL UNALLOCATED BENEFITS	417,736	143,556	561,292	552,278	9,014
On-behalf TPAF pension Contributions (non-budgeted)	-	-	-	-	-
Reimbursed TPAF Social Security Contributions (non-budgeted)	-	-	-	-	-
TOTAL ON-BEHALF CONTRIBUTIONS	-	-	-	-	-
TOTAL PERSONAL SERVICES - EMPLOYEE BENEFITS	417,736	143,556	561,292	552,278	9,014
Undistributed Expenditures - Food Services					
Transfers to Cover Deficit (Enterprise Fund)	-	-	-	-	-
TOTAL UNDISTRIBUTED EXPENDITURES	974,854	308,413	1,283,267	1,174,206	109,061
TOTAL SCHOOL BASED BUDGET CURRENT EXPENSE	2,497,466	948,119	3,445,585	3,326,601	118,984
CAPITAL OUTLAY					
Equipment					
Regular Program - Instruction:					
Kindergarten	-	-	-	-	-
Grades 1-5	-	-	-	-	-
Grades 6-8	-	-	-	-	-
Grades 9-12	-	-	-	-	-
Home Instruction	-	-	-	-	-
Special Education - Instruction:					
Cognitive - Mild	-	-	-	-	-
Cognitive - Moderate	-	-	-	-	-
Learning and/or Language Disabilities	-	-	-	-	-
Visual Impairments	-	-	-	-	-
Auditory Impairments	-	-	-	-	-
Behavioral Disabilities	-	-	-	-	-
Multiple Disabilities	-	-	-	-	-
Resource Room/Resource Center	-	-	-	-	-
Autism	-	-	-	-	-
Preschool Disabilities - Part-Time	-	-	-	-	-
Preschool Disabilities - Full-Time	-	-	-	-	-
Home Instruction	-	-	-	-	-
Cognitive - Severe	-	-	-	-	-

Continued

PATERSON PUBLIC SCHOOLS
BLENDED RESOURCE FUND 15
SCHEDULE OF BLENDED EXPENDITURES-BUDGET AND ACTUAL
FOR THE FISCAL YEAR ENDED JUNE 30, 2009

<u>School: No. 24</u>	Original Budget	Budget Transfers	Final Budget	Actual	Variance Final to Actual
Basic Skills/Remedial - Instruction	-	-	-	-	-
Bilingual Education - Instruction	-	-	-	-	-
Vocational Programs - Local - Instruction	-	-	-	-	-
School-Sponsored and Other Instructional Program	-	-	-	-	-
Undistributed Expenditures - Instruction	-	-	-	-	-
Undist.Expend.-Support Serv.-Students - Reg.	-	-	-	-	-
Undist.Expend.-Support Serv. - Related & Extraordinary	-	-	-	-	-
Undist.Expend.-Support Serv.-Students - Special	-	-	-	-	-
Undist.Expend.-Support Serv. - Inst. Staff	-	-	-	-	-
Undistributed Expenditures - General Admin.	-	-	-	-	-
Undistributed Expenditures - School Admin.	-	-	-	-	-
Undistributed Expenditures - Operation of Plant Services	-	-	-	-	-
Undistributed Expenditures - Student Trans. - Non Inst. Equip	-	-	-	-	-
School Buses - Regular	-	-	-	-	-
School Buses - Special	-	-	-	-	-
Undistributed Expenditures - Business/Other Support Serv.	-	-	-	-	-
Undistributed Expenditures - Non Inst. Serv.	-	-	-	-	-
Special Schools (All Programs)	-	-	-	-	-
Total Equipment	-	-	-	-	-
Facilities Acquisition and Construction Services	-	-	-	-	-
Salaries	-	-	-	-	-
Legal Services	-	-	-	-	-
Other Purchased Prof. and Tech. Services	-	-	-	-	-
Construction Services	-	-	-	-	-
General Supplies	-	-	-	-	-
Land and Improvements	-	-	-	-	-
Lease Purchase Agreements - Principal	-	-	-	-	-
Buildings Other than Lease Purchase Agreement	-	-	-	-	-
Other Objects	-	-	-	-	-
Facilities Grant - Transfer to Special Revenue	-	-	-	-	-
Total Facilities Acquisition and Construction Services	-	-	-	-	-
Capital Reserve - Transfer to Capital Projects	-	-	-	-	-
Capital Reserve - Transfer to Debt Service	-	-	-	-	-
Assets Acquired Under Capital Leases (non-budgeted)	-	-	-	-	-
Undistributed Expenditures:	-	-	-	-	-
General Administration	-	-	-	-	-
School Administration	-	-	-	-	-
Assets Acquired Under Capital Leases (non-budgeted)	-	-	-	-	-
TOTAL CAPITAL OUTLAY	-	-	-	-	-
SPECIAL SCHOOLS	-	-	-	-	-
Summer School - Instruction	-	-	-	-	-
Salaries of Teachers	-	-	-	-	-
Other Salaries for Instruction	-	-	-	-	-
Purchased Professional and Technical Services	-	-	-	-	-
Other Purchased Services (400-500 series)	-	-	-	-	-
General Supplies	-	-	-	-	-
Textbooks	-	-	-	-	-
Other Objects	-	-	-	-	-
Total Summer School - Instruction	-	-	-	-	-

Continued

**PATERSON PUBLIC SCHOOLS
 BLENDED RESOURCE FUND 15
 SCHEDULE OF BLENDED EXPENDITURES-BUDGET AND ACTUAL
 FOR THE FISCAL YEAR ENDED JUNE 30, 2009**

<u>School: No. 24</u>	Original Budget	Budget Transfers	Final Budget	Actual	Variance Final to Actual
Summer School - Support Services					
Salaries	-	-	-	-	-
Personal Services - Employee Benefits	-	-	-	-	-
Purchased Professional and Technical Services	-	-	-	-	-
Other Purchased Services (400-500 series)	-	-	-	-	-
Supplies and Materials	-	-	-	-	-
Other Objects	-	-	-	-	-
Total Summer School - Support Services	-	-	-	-	-
Total Summer School	-	-	-	-	-
Other Special Schools - Instruction					
Salaries of Teachers	-	-	-	-	-
Other Salaries for Instruction	-	-	-	-	-
Purchased Professional and Technical Services	-	-	-	-	-
Other Purchased Services (400-500 series)	-	-	-	-	-
General Supplies	-	-	-	-	-
Textbooks	-	-	-	-	-
Other Objects	-	-	-	-	-
Total Other Special Schools - Instruction	-	-	-	-	-
Other Special Schools - Support Services					
Salaries	-	-	-	-	-
Personal Services - Employee Benefits	-	-	-	-	-
Purchased Professional and Technical Services	-	-	-	-	-
Other Purchased Services (400-500 series)	-	-	-	-	-
Supplies and Materials	-	-	-	-	-
Other Objects	-	-	-	-	-
Total Other Special Schools - Support Services	-	-	-	-	-
Total Other Special Schools	-	-	-	-	-
Accred. Even./Adult H.S./Post-Grad.-Inst.					
Salaries of Teachers	-	-	-	-	-
Other Salaries for Instruction	-	-	-	-	-
Purchased Professional and Technical Services	-	-	-	-	-
Other Purchased Services (400-500 series)	-	-	-	-	-
General Supplies	-	-	-	-	-
Textbooks	-	-	-	-	-
Other Objects	-	-	-	-	-
Total Accred. Even./Adult H.S./Post-Grad.-Inst.	-	-	-	-	-
Accred. Even./Adult H.S./Post-Grad.-Supp. Service					
Salaries	-	-	-	-	-
Personal Services - Employee Benefits	-	-	-	-	-
Purchased Professional and Technical Services	-	-	-	-	-
Other Purchased Services (400-500 series)	-	-	-	-	-
Supplies and Materials	-	-	-	-	-
Other Objects	-	-	-	-	-
Total Accred. Even./Adult H.S./Post-Grad.-Supp. Service	-	-	-	-	-
Total Accred. Even./Adult H.S./Post-Grad.	-	-	-	-	-
Adult Education-Local-Instruction					
Salaries of Teachers	-	-	-	-	-
Other Salaries for Instruction	-	-	-	-	-
Purchased Professional and Technical Services	-	-	-	-	-
Other Purchased Services (400-500 series)	-	-	-	-	-
General Supplies	-	-	-	-	-
Textbooks	-	-	-	-	-
Other Objects	-	-	-	-	-
Total Adult Education-Local-Instruction	-	-	-	-	-

PATERSON PUBLIC SCHOOLS
BLENDED RESOURCE FUND 15
SCHEDULE OF BLENDED EXPENDITURES-BUDGET AND ACTUAL
FOR THE FISCAL YEAR ENDED JUNE 30, 2009

<u>School: No. 24</u>	<u>Original Budget</u>	<u>Budget Transfers</u>	<u>Final Budget</u>	<u>Actual</u>	<u>Variance Final to Actual</u>
Adult Education-Local -Support Serv.					
Salaries	-	-	-	-	-
Personal Services - Employee Benefits	-	-	-	-	-
Purchased Professional and Technical Services	-	-	-	-	-
Other Purchased Services (400-500 series)	-	-	-	-	-
Supplies and Materials	-	-	-	-	-
Other Objects	-	-	-	-	-
Total Adult Education-Local -Support Serv.	-	-	-	-	-
Total Adult Education-Local	-	-	-	-	-
Vocational Evening-Local-Instruction					
Salaries of Teachers	-	-	-	-	-
Other Salaries for Instruction	-	-	-	-	-
Purchased Professional and Technical Services	-	-	-	-	-
Other Purchased Services (400-500 series)	-	-	-	-	-
General Supplies	-	-	-	-	-
Textbooks	-	-	-	-	-
Other Objects	-	-	-	-	-
Total Vocational Evening-Local-Instruction	-	-	-	-	-
Vocational Evening-Local-Support Serv.					
Salaries	-	-	-	-	-
Personal Services - Employee Benefits	-	-	-	-	-
Purchased Professional and Technical Services	-	-	-	-	-
Other Purchased Services (400-500 series)	-	-	-	-	-
Supplies and Materials	-	-	-	-	-
Other Objects	-	-	-	-	-
Total Vocational Evening-Local-Support Serv.	-	-	-	-	-
Total Vocational Evening-Local	-	-	-	-	-
Even.-Sch.-Foreign-Born-Local-Inst.					
Salaries of Teachers	-	-	-	-	-
Other Salaries for Instruction	-	-	-	-	-
Purchased Professional and Technical Services	-	-	-	-	-
Other Purchased Services (400-500 series)	-	-	-	-	-
General Supplies	-	-	-	-	-
Textbooks	-	-	-	-	-
Other Objects	-	-	-	-	-
Total Even.-Sch.-Foreign-Born-Local-Inst.	-	-	-	-	-
Even.-Sch.-Foreign-Born-Local-Sup. Serv.					
Salaries	-	-	-	-	-
Personal Services - Employee Benefits	-	-	-	-	-
Purchased Professional and Technical Services	-	-	-	-	-
Other Purchased Services (400-500 series)	-	-	-	-	-
Supplies and Materials	-	-	-	-	-
Other Objects	-	-	-	-	-
Total Even.-Sch.-Foreign-Born-Local-Sup. Serv.	-	-	-	-	-
Total Even.-Sch.-Foreign-Born-Local	-	-	-	-	-
TOTAL SPECIAL SCHOOLS	-	-	-	-	-
Transfer of Funds to Charter Schools	-	-	-	-	-
TOTAL SCHOOL BASED EXPENDITURES	\$ 2,497,466	\$ 948,119	\$ 3,445,585	\$ 3,326,601	\$ 118,984

Continued

**PATERSON PUBLIC SCHOOLS
 BLENDED RESOURCE FUND 15
 SCHEDULE OF BLENDED EXPENDITURES-BUDGET AND ACTUAL
 FOR THE FISCAL YEAR ENDED JUNE 30, 2009**

<u>School: No. 24</u>	<u>Original Budget</u>	<u>Budget Transfers</u>	<u>Final Budget</u>	<u>Actual</u>	<u>Variance Final to Actual</u>
Other Financing Sources:					
Operating Transfer In	\$ 2,497,466	\$ 948,119	\$ 3,445,585	\$ 3,326,601	\$ 118,984
Operating Transfer Out:					
Transfer to Food Service Fund - Board Contribution	-	-	-	-	-
Capital Leases (non-budgeted)	-	-	-	-	-
Total Other Financing Sources:	<u>2,497,466</u>	<u>948,119</u>	<u>3,445,585</u>	<u>3,326,601</u>	<u>118,984</u>
Excess (Deficiency) of Other Financing Sources Over (Under) Expenditures and Other Financing (Uses)	-	-	-	-	-
Fund Balance, July 1	-	-	-	-	-
Fund Balance, June 30	<u>\$ -</u>	<u>\$ -</u>	<u>\$ -</u>	<u>\$ -</u>	<u>\$ -</u>

**PATERSON PUBLIC SCHOOLS
 BLENDED RESOURCE FUND 15
 SCHEDULE OF BLENDED EXPENDITURES-BUDGET AND ACTUAL
 FOR THE FISCAL YEAR ENDED JUNE 30, 2009**

School: No. 25	Original Budget	Budget Transfers	Final Budget	Actual	Variance Final to Actual
REGULAR PROGRAMS - INSTRUCTION					
Regular Programs - Instruction					
Kindergarten - Salaries of Teachers	\$ 192,799	\$ 71,188	\$ 263,987	\$ 263,987	-
Grades 1-5 - Salaries of Teachers	1,276,947	13,932	1,290,879	1,290,879	-
Grades 6-8 - Salaries of Teachers	925,535	79,416	1,004,951	1,004,951	-
Grades 9-12 - Salaries of Teachers		-			-
Regular Programs - Home Instruction:					
Salaries of Teachers		-			-
Other Salaries for Instruction		-			-
Purchased Professional -Educational Services		-			-
Purchased Technical Services		-			-
Other Purchased Services (400-500 series)		-			-
General Supplies		-			-
Textbooks		-			-
Other Objects		-			-
Regular Programs - Undistributed Instruction					
Other Salaries for Instruction	123,312	(16,925)	106,387	106,387	-
Purchased Professional-Educational Services		-			-
Purchased Technical Services	375	-	375	345	\$ 30
Other Purchased Services (400-500 series)	2,502	800	3,302	959	2,343
General Supplies	120,577	(576)	120,001	96,726	23,275
Textbooks	14,500	(3,330)	11,170	11,151	19
Other Objects		4,277	4,277		4,277
TOTAL REGULAR PROGRAMS - INSTRUCTION	2,656,547	148,782	2,805,329	2,775,385	29,944
SPECIAL EDUCATION - INSTRUCTION					
Cognitive - Mild:					
Salaries of Teachers	-	-	-	-	-
Other Salaries for Instruction	-	-	-	-	-
Purchased Professional-Educational Services	-	-	-	-	-
Purchased Technical Services	-	-	-	-	-
Other Purchased Services (400-500 series)	-	-	-	-	-
General Supplies	-	-	-	-	-
Textbooks	-	-	-	-	-
Other Objects	-	-	-	-	-
Total Cognitive - Mild	-	-	-	-	-
Cognitive - Moderate:					
Salaries of Teachers	-	-	-	-	-
Other Salaries for Instruction	-	-	-	-	-
Purchased Professional-Educational Services	-	-	-	-	-
Purchased Technical Services	-	-	-	-	-
Other Purchased Services (400-500 series)	-	-	-	-	-
General Supplies	-	-	-	-	-
Textbooks	-	-	-	-	-
Other Objects	-	-	-	-	-
Total Cognitive - Moderate	-	-	-	-	-
Learning and/or Language Disabilities:					
Salaries of Teachers	60,048	21,500	81,548	81,548	-
Other Salaries for Instruction	87,379	-	87,379	33,853	53,526
Purchased Professional-Educational Services		-			-
Purchased Technical Services		-			-
Other Purchased Services (400-500 series)	128	-	128	29	99
General Supplies	9,670	-	9,670	7,303	2,367
Textbooks	1,875	-	1,875	1,855	20
Other Objects		-			-
Total Learning and/or Language Disabilities	159,100	21,500	180,600	124,588	56,012

Continued

PATERSON PUBLIC SCHOOLS
BLENDED RESOURCE FUND 15
SCHEDULE OF BLENDED EXPENDITURES—BUDGET AND ACTUAL
FOR THE FISCAL YEAR ENDED JUNE 30, 2009

<u>School: No. 25</u>	<u>Original Budget</u>	<u>Budget Transfers</u>	<u>Final Budget</u>	<u>Actual</u>	<u>Variance Final to Actual</u>
Visual Impairments:					
Salaries of Teachers	-	-	-	-	-
Other Salaries for Instruction	-	-	-	-	-
Purchased Professional-Educational Services	-	-	-	-	-
Purchased Technical Services	-	-	-	-	-
Other Purchased Services (400-500 series)	-	-	-	-	-
General Supplies	-	-	-	-	-
Textbooks	-	-	-	-	-
Other Objects	-	-	-	-	-
Total Visual Impairments	-	-	-	-	-
Auditory Impairments:					
Salaries of Teachers	-	-	-	-	-
Other Salaries for Instruction	-	-	-	-	-
Purchased Professional-Educational Services	-	-	-	-	-
Purchased Technical Services	-	-	-	-	-
Other Purchased Services (400-500 series)	-	-	-	-	-
General Supplies	-	-	-	-	-
Textbooks	-	-	-	-	-
Other Objects	-	-	-	-	-
Total Auditory Impairments	-	-	-	-	-
Behavioral Disabilities:					
Salaries of Teachers	-	-	-	-	-
Other Salaries for Instruction	-	-	-	-	-
Purchased Professional-Educational Services	-	-	-	-	-
Purchased Technical Services	-	-	-	-	-
Other Purchased Services (400-500 series)	-	-	-	-	-
General Supplies	-	-	-	-	-
Textbooks	-	-	-	-	-
Other Objects	-	-	-	-	-
Total Behavioral Disabilities	-	-	-	-	-
Multiple Disabilities:					
Salaries of Teachers	-	-	-	-	-
Other Salaries for Instruction	-	-	-	-	-
Purchased Professional-Educational Services	-	-	-	-	-
Purchased Technical Services	-	-	-	-	-
Other Purchased Services (400-500 series)	-	-	-	-	-
General Supplies	-	-	-	-	-
Textbooks	-	-	-	-	-
Other Objects	-	-	-	-	-
Total Multiple Disabilities	-	-	-	-	-
Resource Room/Resource Center:					
Salaries of Teachers	\$ 549,100	\$ (222,977)	\$ 326,123	\$ 270,608	\$ 55,515
Other Salaries for Instruction	-	-	-	-	-
Purchased Professional-Educational Services	-	-	-	-	-
Purchased Technical Services	-	-	-	-	-
Other Purchased Services (400-500 series)	184	-	184	57	127
General Supplies	11,132	-	11,132	8,737	2,395
Textbooks	2,000	-	2,000	1,989	11
Other Objects	-	-	-	-	-
Total Resource Room/Resource Center	562,416	(222,977)	339,439	281,391	58,048

Continued

**PATERSON PUBLIC SCHOOLS
 BLENDED RESOURCE FUND 15
 SCHEDULE OF BLENDED EXPENDITURES-BUDGET AND ACTUAL
 FOR THE FISCAL YEAR ENDED JUNE 30, 2009**

<u>School: No. 25</u>	<u>Original Budget</u>	<u>Budget Transfers</u>	<u>Final Budget</u>	<u>Actual</u>	<u>Variance Final to Actual</u>
Autism:					
Salaries of Teachers	-	-	-	-	-
Other Salaries for Instruction	-	-	-	-	-
Purchased Professional-Educational Services	-	-	-	-	-
Purchased Technical Services	-	-	-	-	-
Other Purchased Services (400-500 series)	-	-	-	-	-
General Supplies	-	-	-	-	-
Textbooks	-	-	-	-	-
Other Objects	-	-	-	-	-
Total Autism	-	-	-	-	-
Preschool Disabilities - Part-Time:					
Salaries of Teachers	-	-	-	-	-
Other Salaries for Instruction	-	-	-	-	-
Purchased Professional-Educational Services	-	-	-	-	-
Purchased Technical Services	-	-	-	-	-
Other Purchased Services (400-500 series)	-	-	-	-	-
General Supplies	-	-	-	-	-
Textbooks	-	-	-	-	-
Other Objects	-	-	-	-	-
Total Preschool Disabilities - Part-Time	-	-	-	-	-
Preschool Disabilities - Full-Time:					
Salaries of Teachers	-	-	-	-	-
Other Salaries for Instruction	-	-	-	-	-
Purchased Professional-Educational Services	-	-	-	-	-
Purchased Technical Services	-	-	-	-	-
Other Purchased Services (400-500 series)	-	-	-	-	-
General Supplies	-	-	-	-	-
Textbooks	-	-	-	-	-
Other Objects	-	-	-	-	-
Total Preschool Disabilities - Full-Time:	-	-	-	-	-
Home Instruction:					
Salaries of Teachers	-	-	-	-	-
Other Salaries for Instruction	-	-	-	-	-
Purchased Professional-Educational Services	-	-	-	-	-
Purchased Technical Services	-	-	-	-	-
Other Purchased Services (400-500 series)	-	-	-	-	-
General Supplies	-	-	-	-	-
Textbooks	-	-	-	-	-
Other Objects	-	-	-	-	-
Total Home Instruction	-	-	-	-	-
Cognitive - Severe:					
Salaries of Teachers	-	-	-	-	-
Other Salaries for Instruction	-	-	-	-	-
Purchased Professional-Educational Services	-	-	-	-	-
Purchased Technical Services	-	-	-	-	-
Other Purchased Services (400-500 series)	-	-	-	-	-
General Supplies	-	-	-	-	-
Textbooks	-	-	-	-	-
Other Objects	-	-	-	-	-
Total Cognitive - Severe	-	-	-	-	-
TOTAL SPECIAL EDUCATION - INSTRUCTION	721,516	(201,477)	520,039	405,979	114,060

**PATERSON PUBLIC SCHOOLS
 BLENDED RESOURCE FUND 15
 SCHEDULE OF BLENDED EXPENDITURES-BUDGET AND ACTUAL
 FOR THE FISCAL YEAR ENDED JUNE 30, 2009**

<u>School: No. 25</u>	<u>Original Budget</u>	<u>Budget Transfers</u>	<u>Final Budget</u>	<u>Actual</u>	<u>Variance Final to Actual</u>
Basic Skills/Remedial - Instruction					
Salaries of Teachers	-	-	-	-	-
Other Salaries for Instruction	-	-	-	-	-
Purchased Professional-Educational Services	-	-	-	-	-
Purchased Technical Services	-	-	-	-	-
Other Purchased Services (400-500 series)	-	-	-	-	-
General Supplies	-	-	-	-	-
Textbooks	-	-	-	-	-
Other Objects	-	-	-	-	-
Total Basic Skills/Remedial - Instruction	-	-	-	-	-
Bilingual Education - Instruction					
Salaries of Teachers	\$ 161,439	\$ (34,790)	\$ 126,649	\$ 112,839	\$ 13,810
Other Salaries for Instruction	44,796	-	44,796	44,452	344
Purchased Professional-Educational Services	-	-	-	-	-
Purchased Technical Services	-	-	-	-	-
Other Purchased Services (400-500 series)	-	-	-	-	-
General Supplies	15,104	-	15,104	12,293	2,811
Textbooks	2,900	-	2,900	2,706	194
Other Objects	-	-	-	-	-
Total Bilingual Education - Instruction	224,239	(34,790)	189,449	172,290	17,159
Vocational Programs - Local - Instruction					
Salaries of Teachers	-	-	-	-	-
Other Salaries for Instruction	-	-	-	-	-
Purchased Professional-Educational Services	-	-	-	-	-
Purchased Technical Services	-	-	-	-	-
Other Purchased Services (400-500 series)	-	-	-	-	-
General Supplies	-	-	-	-	-
Textbooks	-	-	-	-	-
Other Objects	-	-	-	-	-
Total Vocational Programs - Local - Instruction	-	-	-	-	-
School-Spon. Cocurricular Actvts. - Inst.					
Salaries	-	-	-	-	-
Purchased Services (300-500 series)	-	-	-	-	-
Supplies and Materials	-	-	-	-	-
Other Objects	-	-	-	-	-
Transfers to Cover Deficit (Agency Funds)	-	-	-	-	-
Total School-Spon. Cocurricular Actvts. - Inst.	-	-	-	-	-
School-Spon. Cocurricular Athletics - Inst.					
Salaries	-	-	-	-	-
Purchased Services (300-500 series)	-	-	-	-	-
Supplies and Materials	-	-	-	-	-
Other Objects	-	-	-	-	-
Transfers to Cover Deficit (Agency Funds)	-	-	-	-	-
Total School-Spon. Cocurricular Athletics - Inst.	-	-	-	-	-
Other Instructional Programs - Instruction					
Salaries	-	-	-	-	-
Purchased Services (300-500 series)	-	-	-	-	-
Supplies and Materials	-	-	-	-	-
Other Objects	-	-	-	-	-
Transfers to Cover Deficit (Agency Funds)	-	-	-	-	-
Total Other Instructional Programs - Instruction	-	-	-	-	-

**PATERSON PUBLIC SCHOOLS
 BLENDED RESOURCE FUND 15
 SCHEDULE OF BLENDED EXPENDITURES-BUDGET AND ACTUAL
 FOR THE FISCAL YEAR ENDED JUNE 30, 2009**

<u>School: No. 25</u>	<u>Original Budget</u>	<u>Budget Transfers</u>	<u>Final Budget</u>	<u>Actual</u>	<u>Variance Final to Actual</u>
Community Services Programs/Operations					
Salaries	-	-	-	-	-
Purchased Services (300-500 series)	-	-	-	-	-
Supplies and Materials	-	-	-	-	-
Other Objects	-	-	-	-	-
Transfers to Cover Deficit (Agency Funds)	-	-	-	-	-
Total Community Services/Operations	-	-	-	-	-
Total Instruction	\$ 3,602,302	\$ (87,485)	\$ 3,514,817	\$ 3,353,654	\$ 161,163
Undistributed Expenditures - Instruction:					
Tuition to Other LEAs Within the State - Regular	-	-	-	-	-
Tuition to Other LEAs Within the Stat - Special	-	-	-	-	-
Tuition to County Voc. School Dist. - Regular	-	-	-	-	-
Tuition to County Voc. School Dist. - Special	-	-	-	-	-
Tuition to CSSD & Regional Day Schools	-	-	-	-	-
Tuition to Private Schools for the Disabled - Within State	-	-	-	-	-
Tuition to Private Schools for the Disabled & Oth LEAS - Spl, O/S	-	-	-	-	-
Tuition - State Facilities	-	-	-	-	-
Tuition - Other	-	-	-	-	-
Total Undistributed Expenditures - Instruction:	-	-	-	-	-
Undistributed Expend. - Attend. & Social Work					
Salaries	8,700	59,565	68,265	66,899	1,366
Purchased Professional and Technical Services	-	-	-	-	-
Other Purchased Services (400-500 series)	-	-	-	-	-
Supplies and Materials	1,030	(350)	680	571	109
Other Objects	-	-	-	-	-
Total Undistributed Expend. - Attend. & Social Work	9,730	59,215	68,945	67,470	1,475
Undistributed Expenditures - Health Services					
Salaries	73,714	-	73,714	64,214	9,500
Purchased Professional and Technical Services	-	-	-	-	-
Other Purchased Services (400-500 series)	-	-	-	-	-
Supplies and Materials	1,530	-	1,530	1,529	1
Other Objects	-	-	-	-	-
Total Undistributed Expenditures - Health Services	75,244	-	75,244	65,743	9,501
Undist. Expend. - Other Supp. Serv. Students - Related Serv.					
Salaries	-	-	-	-	-
Purchased Professional - Educational Services	-	-	-	-	-
Supplies and Materials	-	-	-	-	-
Other Objects	-	-	-	-	-
Total Undist. Expend. - Other Supp. Serv. Students - Related Serv.	-	-	-	-	-
Undist. Expend. - Other Supp. Serv. Students - Extra Serv.					
Salaries	-	-	-	-	-
Purchased Professional - Educational Services	-	-	-	-	-
Supplies and Materials	-	-	-	-	-
Other Objects	-	-	-	-	-
Total Undist. Expend. - Other Supp. Serv. Students - Extra Serv.	-	-	-	-	-
Undist. Expend. - Other Supp. Serv. Students-Reg.					
Salaries	150,619	(65,162)	85,457	85,457	-
Salaries of Secretarial and Clerical Assistants	-	-	-	-	-
Other Salaries	-	-	-	-	-
Purchased Professional - Educational Services	-	-	-	-	-
Other Purchased Prof. and Tech. Services	-	-	-	-	-
Other Purchased Services (400-500 series)	-	-	-	-	-
Supplies and Materials	2,610	-	2,610	1,329	1,281
Other Objects	-	-	-	-	-
Total Undist. Expend. - Other Supp. Serv. Students-Reg.	153,229	(65,162)	88,067	86,786	1,281

Continued

**PATERSON PUBLIC SCHOOLS
 BLENDED RESOURCE FUND 15
 SCHEDULE OF BLENDED EXPENDITURES-BUDGET AND ACTUAL
 FOR THE FISCAL YEAR ENDED JUNE 30, 2009**

<u>School: No. 25</u>	<u>Original Budget</u>	<u>Budget Transfers</u>	<u>Final Budget</u>	<u>Actual</u>	<u>Variance Final to Actual</u>
Undist. Expend. - Other Supp. Serv. Students -Spl.					
Salaries of Other Professional Staff	-	-	-	-	-
Salaries of Secretarial and Clerical Assistants	-	-	-	-	-
Other Salaries	-	-	-	-	-
Purchased Professional - Educational Services	-	-	-	-	-
Other Purchased Prof. and Tech. Services	-	-	-	-	-
Residential Costs	-	-	-	-	-
Mis. Pur. Serv.(400-500 series O/than Residential)	-	-	-	-	-
Supplies and Materials	-	-	-	-	-
Other Objects	-	-	-	-	-
Total Undist. Expend. - Other Supp. Serv. Students -Spl.	-	-	-	-	-
Undist. Expend. - Improvement of Inst. Serv.					
Salaries of Supervisor of Instruction	-	-	-	-	-
Salaries of Other Professional Staff	\$ 101,463	-	\$ 101,463	\$ 101,463	-
Salaries of Secr and Clerical Assist.	-	-	-	-	-
Other Salaries	-	-	-	-	-
Purchased Prof- Educational Services	1,200	-	1,200	-	\$ 1,200
Other Purch Prof. and Tech. Services	-	-	-	-	-
Other Purch Services (400-500)	-	-	-	-	-
Supplies and Materials	4,095	-	4,095	1,811	2,284
Other Objects	-	-	-	-	-
Total Undist. Expend. - Improvement of Inst. Serv.	106,758	-	106,758	103,274	3,484
Undist. Expend. - Edu. Media Serv./Sch. Library					
Salaries	201,639	-	201,639	201,639	-
Purchased Professional and Technical Services	-	-	-	-	-
Other Purchased Services (400-500 series)	600	-	600	599	1
Supplies and Materials	10,122	-	10,122	9,530	592
Other Objects	-	-	-	-	-
Total Undist. Expend. - Edu. Media Serv./Sch. Library	212,361	-	212,361	211,768	593
Undist. Expend. - Instructional Staff Training Serv.					
Salaries of Supervisors of Instruction	-	-	-	-	-
Salaries of Other Professional Staff	-	-	-	-	-
Salaries of Secretarial and Clerical Assist	-	-	-	-	-
Other Salaries	-	-	-	-	-
Purchased Professional - Educational Service	-	-	-	-	-
Other Purchased Prof. and Tech. Services	-	-	-	-	-
Other Purchased Services (400-500 series)	-	-	-	-	-
Supplies and Materials	-	-	-	-	-
Other Objects	-	-	-	-	-
Total Undist. Expend. - Instructional Staff Training Serv.	-	-	-	-	-
Undist. Expend. - Supp. Serv. - General Admin.					
Salaries	-	-	-	-	-
Legal Services	-	-	-	-	-
Other Purchased Professional Services	-	-	-	-	-
Purchased Technical Services	-	-	-	-	-
Communications/Telephone	-	-	-	-	-
Other Purchased Services (400-500 series)	-	-	-	-	-
Supplies and Materials	-	-	-	-	-
Judgements Against The School District	-	-	-	-	-
Miscellaneous Expenditures	-	-	-	-	-
Total Undist. Expend. - Supp. Serv. - General Admin.	-	-	-	-	-

**PATERSON PUBLIC SCHOOLS
 BLENDED RESOURCE FUND 15
 SCHEDULE OF BLENDED EXPENDITURES-BUDGET AND ACTUAL
 FOR THE FISCAL YEAR ENDED JUNE 30, 2009**

<u>School: No. 25</u>	<u>Original Budget</u>	<u>Budget Transfers</u>	<u>Final Budget</u>	<u>Actual</u>	<u>Variance Final to Actual</u>
Undist. Expend. - Support Serv. - School Admin.					
Salaries of Principals/Assistant Principals	\$ 372,740	\$ 900	\$ 373,640	\$ 373,640	-
Salaries of Other Professional Staff		-			-
Salaries of Secretarial and Clerical Assistants	74,569	(28,000)	46,569	28,769	\$ 17,800
Other Salaries		-			-
Purchased Professional and Technical Services		-			-
Other Purchased Services (400-500 series)	300	1,150	1,450		1,450
Supplies and Materials	11,783	(1,150)	10,633	7,936	2,697
Other Objects		-			-
Total Undist. Expend. - Support Serv. - School Admin.	<u>459,392</u>	<u>(27,100)</u>	<u>432,292</u>	<u>410,345</u>	<u>21,947</u>
Undist. Expend. - Allowable Maintenance for School Facilities					
Salaries		-			-
Cleaning, Repair, and Maintenance Services		-			-
General Supplies		-			-
Other Objects		-			-
Total Undist. Expend. - Allowable Maintenance for School Facilities		<u>-</u>			<u>-</u>
Undist. Expend. - Oth. Oper. & Maint. of Plant					
Salaries	50,283	(900)	49,383	45,838	3,545
Purchased Professional and Technical Services		-			-
Cleaning, Repair and Maintenance Services		-			-
Rental of land & Building Other than Lease Purchases		-			-
Other Purchased Property Services		-			-
Insurance		-			-
Miscellaneous Purchased Services		-			-
General Supplies	2,850	-	2,850	2,849	1
Energy (Energy and Electricity)		-			-
Other Objects		-			-
Total Undist. Expend. - Other Oper. & Maint. Of Plant	<u>53,133</u>	<u>(900)</u>	<u>52,233</u>	<u>48,687</u>	<u>3,546</u>
Total Undist. Expend. - Oper. & Maint. Of Plant	<u>53,133</u>	<u>(900)</u>	<u>52,233</u>	<u>48,687</u>	<u>3,546</u>
Undist. Expend. - Student Transportation Serv.					
Sal. For Pup. Trans. (Bet. Home and School) - Regular		-			-
Sal. For Pup. Trans. (Bet. Home and School) - Special		-			-
Sal. For Pup. Trans. (Other than Bet. Home and School)		-			-
Management Fees - ESC & CTSA Transportation Programs		-			-
Other Purchased Professional and Technical Services		-			-
Cleaning, Repair and Maintenance Services		-			-
Rental Payments - School Buses		-			-
Lease Purchase Payments - School Buses		-			-
Contract Services - (Between Home and School) - Vendors		-			-
Contr Serv (Oth. than Bet Home & Sch)-Vend		2,475	2,475		2,475
Contract Services - (Between Home and Sch) - Joint Agrmts		-			-
Contr Serv (Spl. Ed. Students) - Vendors		-			-
Contr Serv (Spl. Ed. Students) - Joint Agrmt		-			-
Contr Serv (Regular Students) - ESCs & CTSA		-			-
Contr Serv (Spl. Ed. Students) - ESCs & CTSA		-			-
Contr Serv. - Aid in Lieu Payments		-			-
Misc. Purchased Serv. - Transportation		-			-
Supplies and Materials		-			-
Miscellaneous Expenditures		-			-
Total Undist. Expend. - Student Transportation Serv.		<u>2,475</u>	<u>2,475</u>		<u>2,475</u>

Continued

**PATERSON PUBLIC SCHOOLS
 BLENDED RESOURCE FUND 15
 SCHEDULE OF BLENDED EXPENDITURES-BUDGET AND ACTUAL
 FOR THE FISCAL YEAR ENDED JUNE 30, 2009**

<u>School: No. 25</u>	Original Budget	Budget Transfers	Final Budget	Actual	Variance Final to Actual
Undist. Expend. - Business and Other Support Serv.					
Increase in Sale/Lease-back Reserve	-	-	-	-	-
Salaries	-	-	-	-	-
Purchased Professional Services	-	-	-	-	-
Purchased Technical Services	-	-	-	-	-
Other Purchased Services (400-500 series Oth Residential Costs)	-	-	-	-	-
Sale/Lease-back Payments	-	-	-	-	-
Supplies and Materials	-	-	-	-	-
Interest on Current Loan	-	-	-	-	-
Interest on Lease Purchase Agreements	-	-	-	-	-
Miscellaneous Expenditures	-	-	-	-	-
Total Undist. Expend. - Business and Other Support Serv.	-	-	-	-	-
UNALLOCATED BENEFITS					
Group Insurance	-	-	-	-	-
Social Security Contributions	\$ 79,004	\$ (22,969)	\$ 56,035	\$ 45,584	\$ 10,451
T.P.A.F. Contributions - ERIP	-	-	-	-	-
Other Retirement Contributions - Regular	-	-	-	-	-
Other Retirement Contributions - ERIP	-	-	-	-	-
Unemployment Compensation	-	-	-	-	-
Workmen's Compensation	-	-	-	-	-
Health Benefits	771,018	-	771,018	688,672	82,346
Tuition Reimbursement	-	-	-	-	-
Other Employee Benefits	-	350	350	275	75
TOTAL UNALLOCATED BENEFITS	850,022	(22,619)	827,403	734,531	92,872
On-behalf TPAF pension Contributions (non-budgeted)	-	-	-	-	-
Reimbursed TPAF Social Security Contributions (non-budgeted)	-	-	-	-	-
TOTAL ON-BEHALF CONTRIBUTIONS	-	-	-	-	-
TOTAL PERSONAL SERVICES - EMPLOYEE BENEFITS	850,022	(22,619)	827,403	734,531	92,872
Undistributed Expenditures - Food Services					
Transfers to Cover Deficit (Enterprise Fund)	-	-	-	-	-
TOTAL UNDISTRIBUTED EXPENDITURES	1,919,869	(54,091)	1,865,778	1,728,604	137,174
TOTAL SCHOOL BASED BUDGET CURRENT EXPENSE	5,522,171	(141,576)	5,380,595	5,082,258	298,337
CAPITAL OUTLAY					
Equipment					
Regular Program - Instruction:					
Kindergarten	-	-	-	-	-
Grades 1-5	-	-	-	-	-
Grades 6-8	-	-	-	-	-
Grades 9-12	-	-	-	-	-
Home Instruction	-	-	-	-	-
Special Education - Instruction:					
Cognitive - Mild	-	-	-	-	-
Cognitive - Moderate	-	-	-	-	-
Learning and/or Language Disabilities	-	-	-	-	-
Visual Impairments	-	-	-	-	-
Auditory Impairments	-	-	-	-	-
Behavioral Disabilities	-	-	-	-	-
Multiple Disabilities	-	-	-	-	-
Resource Room/Resource Center	-	-	-	-	-
Autism	-	-	-	-	-
Preschool Disabilities - Part-Time	-	-	-	-	-
Preschool Disabilities - Full-Time	-	-	-	-	-
Home Instruction	-	-	-	-	-
Cognitive - Severe	-	-	-	-	-

**PATERSON PUBLIC SCHOOLS
 BLENDED RESOURCE FUND 15
 SCHEDULE OF BLENDED EXPENDITURES-BUDGET AND ACTUAL
 FOR THE FISCAL YEAR ENDED JUNE 30, 2009**

<u>School: No. 25</u>	<u>Original Budget</u>	<u>Budget Transfers</u>	<u>Final Budget</u>	<u>Actual</u>	<u>Variance Final to Actual</u>
Basic Skills/Remedial - Instruction	-	-	-	-	-
Bilingual Education - Instruction	-	-	-	-	-
Vocational Programs - Local - Instruction	-	-	-	-	-
School-Sponsored and Other Instructional Program	-	-	-	-	-
Undistributed Expenditures - Instruction	-	-	-	-	-
Undist.Expend.-Support Serv.-Students - Reg.	-	-	-	-	-
Undist.Expend.-Support Serv. - Related & Extraordinary	-	-	-	-	-
Undist.Expend.-Support Serv.-Students - Special	-	-	-	-	-
Undist.Expend.-Support Serv. - Inst. Staff	-	-	-	-	-
Undistributed Expenditures - General Admin.	-	-	-	-	-
Undistributed Expenditures - School Admin.	\$ 2,013	-	\$ 2,013	\$ 2,013	-
Undistributed Expenditures - Operation of Plant Services	-	-	-	-	-
Undistributed Expenditures - Student Trans. - Non Inst. Equip	-	-	-	-	-
School Buses - Regular	-	-	-	-	-
School Buses - Special	-	-	-	-	-
Undistributed Expenditures - Business/Other Support Serv.	-	-	-	-	-
Undistributed Expenditures - Non Inst. Serv.	-	-	-	-	-
Special Schools (All Programs)	-	-	-	-	-
Total Equipment	<u>2,013</u>	<u>-</u>	<u>2,013</u>	<u>2,013</u>	<u>-</u>
Facilities Acquisition and Construction Services					
Salaries	-	-	-	-	-
Legal Services	-	-	-	-	-
Other Purchased Prof. and Tech. Services	-	-	-	-	-
Construction Services	-	-	-	-	-
General Supplies	-	-	-	-	-
Land and Improvements	-	-	-	-	-
Lease Purchase Agreements - Principal	-	-	-	-	-
Buildings Other than Lease Purchase Agreement	-	-	-	-	-
Other Objects	-	-	-	-	-
Facilities Grant - Transfer to Special Revenue	-	-	-	-	-
Total Facilities Acquisition and Construction Services	<u>-</u>	<u>-</u>	<u>-</u>	<u>-</u>	<u>-</u>
Capital Reserve - Transfer to Capital Projects	-	-	-	-	-
Capital Reserve - Transfer to Debt Service	-	-	-	-	-
Assets Acquired Under Capital Leases (non-budgeted)					
Undistributed Expenditures:					
General Administration	-	-	-	-	-
School Administration	-	-	-	-	-
Assets Acquired Under Capital Leases (non-budgeted)	<u>-</u>	<u>-</u>	<u>-</u>	<u>-</u>	<u>-</u>
TOTAL CAPITAL OUTLAY	<u>2,013</u>	<u>-</u>	<u>2,013</u>	<u>2,013</u>	<u>-</u>
SPECIAL SCHOOLS					
Summer School - Instruction					
Salaries of Teachers	-	-	-	-	-
Other Salaries for Instruction	-	-	-	-	-
Purchased Professional and Technical Services	-	-	-	-	-
Other Purchased Services (400-500 series)	-	-	-	-	-
General Supplies	-	-	-	-	-
Textbooks	-	-	-	-	-
Other Objects	-	-	-	-	-
Total Summer School - Instruction	<u>-</u>	<u>-</u>	<u>-</u>	<u>-</u>	<u>-</u>

**PATERSON PUBLIC SCHOOLS
 BLENDED RESOURCE FUND 15
 SCHEDULE OF BLENDED EXPENDITURES-BUDGET AND ACTUAL
 FOR THE FISCAL YEAR ENDED JUNE 30, 2009**

<u>School: No. 25</u>	<u>Original Budget</u>	<u>Budget Transfers</u>	<u>Final Budget</u>	<u>Actual</u>	<u>Variance Final to Actual</u>
Summer School - Support Services					
Salaries	-	-	-	-	-
Personal Services - Employee Benefits	-	-	-	-	-
Purchased Professional and Technical Services	-	-	-	-	-
Other Purchased Services (400-500 series)	-	-	-	-	-
Supplies and Materials	-	-	-	-	-
Other Objects	-	-	-	-	-
Total Summer School - Support Services	-	-	-	-	-
Total Summer School	-	-	-	-	-
Other Special Schools - Instruction					
Salaries of Teachers	-	-	-	-	-
Other Salaries for Instruction	-	-	-	-	-
Purchased Professional and Technical Services	-	-	-	-	-
Other Purchased Services (400-500 series)	-	-	-	-	-
General Supplies	-	-	-	-	-
Textbooks	-	-	-	-	-
Other Objects	-	-	-	-	-
Total Other Special Schools - Instruction	-	-	-	-	-
Other Special Schools - Support Services					
Salaries	-	-	-	-	-
Personal Services - Employee Benefits	-	-	-	-	-
Purchased Professional and Technical Services	-	-	-	-	-
Other Purchased Services (400-500 series)	-	-	-	-	-
Supplies and Materials	-	-	-	-	-
Other Objects	-	-	-	-	-
Total Other Special Schools - Support Services	-	-	-	-	-
Total Other Special Schools	-	-	-	-	-
Accred. Even./Adult H.S./Post-Grad.-Inst.					
Salaries of Teachers	-	-	-	-	-
Other Salaries for Instruction	-	-	-	-	-
Purchased Professional and Technical Services	-	-	-	-	-
Other Purchased Services (400-500 series)	-	-	-	-	-
General Supplies	-	-	-	-	-
Textbooks	-	-	-	-	-
Other Objects	-	-	-	-	-
Total Accred. Even./Adult H.S./Post-Grad.-Inst.	-	-	-	-	-
Accred. Even./Adult H.S./Post-Grad.-Supp. Service					
Salaries	-	-	-	-	-
Personal Services - Employee Benefits	-	-	-	-	-
Purchased Professional and Technical Services	-	-	-	-	-
Other Purchased Services (400-500 series)	-	-	-	-	-
Supplies and Materials	-	-	-	-	-
Other Objects	-	-	-	-	-
Total Accred. Even./Adult H.S./Post-Grad.-Supp. Service	-	-	-	-	-
Total Accred. Even./Adult H.S./Post-Grad.	-	-	-	-	-
Adult Education-Local-Instruction					
Salaries of Teachers	-	-	-	-	-
Other Salaries for Instruction	-	-	-	-	-
Purchased Professional and Technical Services	-	-	-	-	-
Other Purchased Services (400-500 series)	-	-	-	-	-
General Supplies	-	-	-	-	-
Textbooks	-	-	-	-	-
Other Objects	-	-	-	-	-
Total Adult Education-Local-Instruction	-	-	-	-	-

**PATERSON PUBLIC SCHOOLS
 BLENDED RESOURCE FUND 15
 SCHEDULE OF BLENDED EXPENDITURES-BUDGET AND ACTUAL
 FOR THE FISCAL YEAR ENDED JUNE 30, 2009**

<u>School: No. 25</u>	<u>Original Budget</u>	<u>Budget Transfers</u>	<u>Final Budget</u>	<u>Actual</u>	<u>Variance Final to Actual</u>
Adult Education-Local -Support Serv.					
Salaries	-	-	-	-	-
Personal Services - Employee Benefits	-	-	-	-	-
Purchased Professional and Technical Services	-	-	-	-	-
Other Purchased Services (400-500 series)	-	-	-	-	-
Supplies and Materials	-	-	-	-	-
Other Objects	-	-	-	-	-
Total Adult Education-Local -Support Serv.	-	-	-	-	-
Total Adult Education-Local	-	-	-	-	-
Vocational Evening-Local-Instruction					
Salaries of Teachers	-	-	-	-	-
Other Salaries for Instruction	-	-	-	-	-
Purchased Professional and Technical Services	-	-	-	-	-
Other Purchased Services (400-500 series)	-	-	-	-	-
General Supplies	-	-	-	-	-
Textbooks	-	-	-	-	-
Other Objects	-	-	-	-	-
Total Vocational Evening-Local-Instruction	-	-	-	-	-
Vocational Evening-Local-Support Serv.					
Salaries	-	-	-	-	-
Personal Services - Employee Benefits	-	-	-	-	-
Purchased Professional and Technical Services	-	-	-	-	-
Other Purchased Services (400-500 series)	-	-	-	-	-
Supplies and Materials	-	-	-	-	-
Other Objects	-	-	-	-	-
Total Vocational Evening-Local-Support Serv.	-	-	-	-	-
Total Vocational Evening-Local	-	-	-	-	-
Even.-Sch.-Foreign-Born-Local-Inst.					
Salaries of Teachers	-	-	-	-	-
Other Salaries for Instruction	-	-	-	-	-
Purchased Professional and Technical Services	-	-	-	-	-
Other Purchased Services (400-500 series)	-	-	-	-	-
General Supplies	-	-	-	-	-
Textbooks	-	-	-	-	-
Other Objects	-	-	-	-	-
Total Even.-Sch.-Foreign-Born-Local-Inst.	-	-	-	-	-
Even.-Sch.-Foreign-Born-Local-Sup. Serv.					
Salaries	-	-	-	-	-
Personal Services - Employee Benefits	-	-	-	-	-
Purchased Professional and Technical Services	-	-	-	-	-
Other Purchased Services (400-500 series)	-	-	-	-	-
Supplies and Materials	-	-	-	-	-
Other Objects	-	-	-	-	-
Total Even.-Sch.-Foreign-Born-Local-Sup. Serv.	-	-	-	-	-
Total Even.-Sch.-Foreign-Born-Local	-	-	-	-	-
TOTAL SPECIAL SCHOOLS	-	-	-	-	-
Transfer of Funds to Charter Schools	-	-	-	-	-
TOTAL SCHOOL BASED EXPENDITURES	5,524,184	(141,576)	5,382,608	5,084,271	298,337

Continued

**PATERSON PUBLIC SCHOOLS
 BLENDED RESOURCE FUND 15
 SCHEDULE OF BLENDED EXPENDITURES-BUDGET AND ACTUAL
 FOR THE FISCAL YEAR ENDED JUNE 30, 2009**

<u>School: No. 25</u>	<u>Original Budget</u>	<u>Budget Transfers</u>	<u>Final Budget</u>	<u>Actual</u>	<u>Variance Final to Actual</u>
Other Financing Sources:					
Operating Transfer In	\$ 5,524,184	\$ (141,576)	\$ 5,382,608	\$ 5,084,271	\$ 298,337
Operating Transfer Out:					
Transfer to Food Service Fund - Board Contribution	-	-	-	-	-
Capital Leases (non-budgeted)	-	-	-	-	-
Total Other Financing Sources:	<u>5,524,184</u>	<u>(141,576)</u>	<u>5,382,608</u>	<u>5,084,271</u>	<u>298,337</u>
Excess (Deficiency) of Other Financing Sources Over (Under) Expenditures and Other Financing (Uses)	-	-	-	-	-
Fund Balance, July 1	-	-	-	-	-
Fund Balance, June 30	<u>\$ -</u>	<u>\$ -</u>	<u>\$ -</u>	<u>\$ -</u>	<u>\$ -</u>

**PATERSON PUBLIC SCHOOLS
BLENDED RESOURCE FUND 15
SCHEDULE OF BLENDED EXPENDITURES-BUDGET AND ACTUAL
FOR THE FISCAL YEAR ENDED JUNE 30, 2009**

<u>School: No. 26</u>	<u>Original Budget</u>	<u>Budget Transfers</u>	<u>Final Budget</u>	<u>Actual</u>	<u>Variance Final to Actual</u>
REGULAR PROGRAMS - INSTRUCTION					
Regular Programs - Instruction					
Kindergarten - Salaries of Teachers	\$ 108,399	\$ (21,046)	\$ 87,353	\$ 87,353	-
Grades 1-5 - Salaries of Teachers	1,446,708	(101,530)	1,345,178	1,322,982	\$ 22,196
Grades 6-8 - Salaries of Teachers	1,289,635	(69,158)	1,220,477	1,220,477	-
Grades 9-12 - Salaries of Teachers		-			-
Regular Programs - Home Instruction:					
Salaries of Teachers		-			-
Other Salaries for Instruction		-			-
Purchased Professional -Educational Services		-			-
Purchased Technical Services		-			-
Other Purchased Services (400-500 series)		-			-
General Supplies		-			-
Textbooks		-			-
Other Objects		-			-
Regular Programs - Undistributed Instruction					
Other Salaries for Instruction	134,778	(55,312)	79,466	79,466	-
Purchased Professional-Educational Services	5,000	4,800	9,800	6,900	2,900
Purchased Technical Services	300	-	300		300
Other Purchased Services (400-500 series)		-			-
General Supplies	115,360	396	115,756	110,850	4,906
Textbooks	2,690	-	2,690	1,991	699
Other Objects	2,000	3,801	5,801	5,470	331
TOTAL REGULAR PROGRAMS - INSTRUCTION	<u>3,104,870</u>	<u>(238,049)</u>	<u>2,866,821</u>	<u>2,835,489</u>	<u>31,332</u>
SPECIAL EDUCATION - INSTRUCTION					
Cognitive - Mild:					
Salaries of Teachers	-	-	-	-	-
Other Salaries for Instruction	-	-	-	-	-
Purchased Professional-Educational Services	-	-	-	-	-
Purchased Technical Services	-	-	-	-	-
Other Purchased Services (400-500 series)	-	-	-	-	-
General Supplies	-	-	-	-	-
Textbooks	-	-	-	-	-
Other Objects	-	-	-	-	-
Total Cognitive - Mild	<u>-</u>	<u>-</u>	<u>-</u>	<u>-</u>	<u>-</u>
Cognitive - Moderate:					
Salaries of Teachers	-	-	-	-	-
Other Salaries for Instruction	-	-	-	-	-
Purchased Professional-Educational Services	-	-	-	-	-
Purchased Technical Services	-	-	-	-	-
Other Purchased Services (400-500 series)	-	-	-	-	-
General Supplies	-	-	-	-	-
Textbooks	-	-	-	-	-
Other Objects	-	-	-	-	-
Total Cognitive - Moderate	<u>-</u>	<u>-</u>	<u>-</u>	<u>-</u>	<u>-</u>
Learning and/or Language Disabilities:					
Salaries of Teachers	53,212	-	53,212	52,712	500
Other Salaries for Instruction	43,084	-	43,084	42,135	949
Purchased Professional-Educational Services		-			-
Purchased Technical Services		-			-
Other Purchased Services (400-500 series)		-			-
General Supplies	3,600	-	3,600	3,497	103
Textbooks	100	-	100		100
Other Objects		-			-
Total Learning and/or Language Disabilities	<u>99,996</u>	<u>-</u>	<u>99,996</u>	<u>98,344</u>	<u>1,652</u>

Continued

PATERSON PUBLIC SCHOOLS
BLENDED RESOURCE FUND 15
SCHEDULE OF BLENDED EXPENDITURES-BUDGET AND ACTUAL
FOR THE FISCAL YEAR ENDED JUNE 30, 2009

<u>School: No. 26</u>	<u>Original Budget</u>	<u>Budget Transfers</u>	<u>Final Budget</u>	<u>Actual</u>	<u>Variance Final to Actual</u>
Visual Impairments:					
Salaries of Teachers	-	-	-	-	-
Other Salaries for Instruction	-	-	-	-	-
Purchased Professional-Educational Services	-	-	-	-	-
Purchased Technical Services	-	-	-	-	-
Other Purchased Services (400-500 series)	-	-	-	-	-
General Supplies	-	-	-	-	-
Textbooks	-	-	-	-	-
Other Objects	-	-	-	-	-
Total Visual Impairments	-	-	-	-	-
Auditory Impairments:					
Salaries of Teachers	-	-	-	-	-
Other Salaries for Instruction	-	-	-	-	-
Purchased Professional-Educational Services	-	-	-	-	-
Purchased Technical Services	-	-	-	-	-
Other Purchased Services (400-500 series)	-	-	-	-	-
General Supplies	-	-	-	-	-
Textbooks	-	-	-	-	-
Other Objects	-	-	-	-	-
Total Auditory Impairments	-	-	-	-	-
Behavioral Disabilities:					
Salaries of Teachers	-	-	-	-	-
Other Salaries for Instruction	-	-	-	-	-
Purchased Professional-Educational Services	-	-	-	-	-
Purchased Technical Services	-	-	-	-	-
Other Purchased Services (400-500 series)	-	-	-	-	-
General Supplies	-	-	-	-	-
Textbooks	-	-	-	-	-
Other Objects	-	-	-	-	-
Total Behavioral Disabilities	-	-	-	-	-
Multiple Disabilities:					
Salaries of Teachers	-	-	-	-	-
Other Salaries for Instruction	-	-	-	-	-
Purchased Professional-Educational Services	-	-	-	-	-
Purchased Technical Services	-	-	-	-	-
Other Purchased Services (400-500 series)	-	-	-	-	-
General Supplies	-	-	-	-	-
Textbooks	-	-	-	-	-
Other Objects	-	-	-	-	-
Total Multiple Disabilities	-	-	-	-	-
Resource Room/Resource Center:					
Salaries of Teachers	\$ 445,918	\$ (56,065)	\$ 389,853	\$ 324,920	\$ 64,933
Other Salaries for Instruction	-	-	-	-	-
Purchased Professional-Educational Services	-	-	-	-	-
Purchased Technical Services	-	-	-	-	-
Other Purchased Services (400-500 series)	-	-	-	-	-
General Supplies	2,000	168	2,168	1,800	368
Textbooks	-	-	-	-	-
Other Objects	-	-	-	-	-
Total Resource Room/Resource Center	447,918	(55,897)	392,021	326,720	65,301

Continued

**PATERSON PUBLIC SCHOOLS
 BLENDED RESOURCE FUND 15
 SCHEDULE OF BLENDED EXPENDITURES-BUDGET AND ACTUAL
 FOR THE FISCAL YEAR ENDED JUNE 30, 2009**

<u>School: No. 26</u>	<u>Original Budget</u>	<u>Budget Transfers</u>	<u>Final Budget</u>	<u>Actual</u>	<u>Variance Final to Actual</u>
Autism:					
Salaries of Teachers	-	-	-	-	-
Other Salaries for Instruction	-	-	-	-	-
Purchased Professional-Educational Services	-	-	-	-	-
Purchased Technical Services	-	-	-	-	-
Other Purchased Services (400-500 series)	-	-	-	-	-
General Supplies	-	-	-	-	-
Textbooks	-	-	-	-	-
Other Objects	-	-	-	-	-
Total Autism	-	-	-	-	-
Preschool Disabilities - Part-Time:					
Salaries of Teachers	-	-	-	-	-
Other Salaries for Instruction	-	-	-	-	-
Purchased Professional-Educational Services	-	-	-	-	-
Purchased Technical Services	-	-	-	-	-
Other Purchased Services (400-500 series)	-	-	-	-	-
General Supplies	-	-	-	-	-
Textbooks	-	-	-	-	-
Other Objects	-	-	-	-	-
Total Preschool Disabilities - Part-Time	-	-	-	-	-
Preschool Disabilities - Full-Time:					
Salaries of Teachers	-	-	-	-	-
Other Salaries for Instruction	-	-	-	-	-
Purchased Professional-Educational Services	-	-	-	-	-
Purchased Technical Services	-	-	-	-	-
Other Purchased Services (400-500 series)	-	-	-	-	-
General Supplies	-	-	-	-	-
Textbooks	-	-	-	-	-
Other Objects	-	-	-	-	-
Total Preschool Disabilities - Full-Time:	-	-	-	-	-
Home Instruction:					
Salaries of Teachers	-	-	-	-	-
Other Salaries for Instruction	-	-	-	-	-
Purchased Professional-Educational Services	-	-	-	-	-
Purchased Technical Services	-	-	-	-	-
Other Purchased Services (400-500 series)	-	-	-	-	-
General Supplies	-	-	-	-	-
Textbooks	-	-	-	-	-
Other Objects	-	-	-	-	-
Total Home Instruction	-	-	-	-	-
Cognitive - Severe:					
Salaries of Teachers	-	-	-	-	-
Other Salaries for Instruction	-	-	-	-	-
Purchased Professional-Educational Services	-	-	-	-	-
Purchased Technical Services	-	-	-	-	-
Other Purchased Services (400-500 series)	-	-	-	-	-
General Supplies	-	-	-	-	-
Textbooks	-	-	-	-	-
Other Objects	-	-	-	-	-
Total Cognitive - Severe	-	-	-	-	-
TOTAL SPECIAL EDUCATION - INSTRUCTION	\$ 547,914	\$ (55,897)	\$ 492,017	\$ 425,064	\$ 66,953

**PATERSON PUBLIC SCHOOLS
BLENDED RESOURCE FUND 15
SCHEDULE OF BLENDED EXPENDITURES-BUDGET AND ACTUAL
FOR THE FISCAL YEAR ENDED JUNE 30, 2009**

<u>School: No. 26</u>	<u>Original Budget</u>	<u>Budget Transfers</u>	<u>Final Budget</u>	<u>Actual</u>	<u>Variance Final to Actual</u>
Basic Skills/Remedial - Instruction					
Salaries of Teachers	-	-	-	-	-
Other Salaries for Instruction	-	-	-	-	-
Purchased Professional-Educational Services	-	-	-	-	-
Purchased Technical Services	-	-	-	-	-
Other Purchased Services (400-500 series)	-	-	-	-	-
General Supplies	-	-	-	-	-
Textbooks	-	-	-	-	-
Other Objects	-	-	-	-	-
Total Basic Skills/Remedial - Instruction	-	-	-	-	-
Bilingual Education - Instruction					
Salaries of Teachers	\$ 196,687	-	\$ 196,687	\$ 196,687	-
Other Salaries for Instruction	28,901	-	28,901	28,601	\$ 300.0
Purchased Professional-Educational Services	-	-	-	-	-
Purchased Technical Services	-	-	-	-	-
Other Purchased Services (400-500 series)	-	-	-	-	-
General Supplies	700	-	700	700	-
Textbooks	200	-	200	-	200
Other Objects	-	-	-	-	-
Total Bilingual Education - Instruction	226,488	-	226,488	225,988	500
Vocational Programs - Local - Instruction					
Salaries of Teachers	-	-	-	-	-
Other Salaries for Instruction	-	-	-	-	-
Purchased Professional-Educational Services	-	-	-	-	-
Purchased Technical Services	-	-	-	-	-
Other Purchased Services (400-500 series)	-	-	-	-	-
General Supplies	-	-	-	-	-
Textbooks	-	-	-	-	-
Other Objects	-	-	-	-	-
Total Vocational Programs - Local - Instruction	-	-	-	-	-
School-Spon. Cocurricular Actvts. - Inst.					
Salaries	-	-	-	-	-
Purchased Services (300-500 series)	-	-	-	-	-
Supplies and Materials	-	-	-	-	-
Other Objects	-	-	-	-	-
Transfers to Cover Deficit (Agency Funds)	-	-	-	-	-
Total School-Spon. Cocurricular Actvts. - Inst.	-	-	-	-	-
School-Spon. Cocurricular Athletics - Inst.					
Salaries	-	-	-	-	-
Purchased Services (300-500 series)	-	-	-	-	-
Supplies and Materials	-	-	-	-	-
Other Objects	-	-	-	-	-
Transfers to Cover Deficit (Agency Funds)	-	-	-	-	-
Total School-Spon. Cocurricular Athletics - Inst.	-	-	-	-	-
Other Instructional Programs - Instruction					
Salaries	-	-	-	-	-
Purchased Services (300-500 series)	-	-	-	-	-
Supplies and Materials	-	-	-	-	-
Other Objects	-	-	-	-	-
Transfers to Cover Deficit (Agency Funds)	-	-	-	-	-
Total Other Instructional Programs - Instruction	-	-	-	-	-

Continued

**PATERSON PUBLIC SCHOOLS
BLENDED RESOURCE FUND 15
SCHEDULE OF BLENDED EXPENDITURES-BUDGET AND ACTUAL
FOR THE FISCAL YEAR ENDED JUNE 30, 2009**

<u>School: No. 26</u>	<u>Original Budget</u>	<u>Budget Transfers</u>	<u>Final Budget</u>	<u>Actual</u>	<u>Variance Final to Actual</u>
Community Services Programs/Operations					
Salaries	-	-	-	-	-
Purchased Services (300-500 series)	-	-	-	-	-
Supplies and Materials	-	-	-	-	-
Other Objects	-	-	-	-	-
Transfers to Cover Deficit (Agency Funds)	-	-	-	-	-
Total Community Services/Operations	-	-	-	-	-
Total Instruction	\$ 3,879,272	\$ (293,946)	\$ 3,585,326	\$ 3,486,541	\$ 98,785
Undistributed Expenditures - Instruction:					
Tuition to Other LEAs Within the State - Regular	-	-	-	-	-
Tuition to Other LEAs Within the Stat - Special	-	-	-	-	-
Tuition to County Voc. School Dist. - Regular	-	-	-	-	-
Tuition to County Voc. School Dist. - Special	-	-	-	-	-
Tuition to CSSD & Regional Day Schools	-	-	-	-	-
Tuition to Private Schools for the Disabled - Within State	-	-	-	-	-
Tuition to Private Schools for the Disabled & Oth LEAS - Spl, O/S	-	-	-	-	-
Tuition - State Facilities	-	-	-	-	-
Tuition - Other	-	-	-	-	-
Total Undistributed Expenditures - Instruction:	-	-	-	-	-
Undistributed Expend. - Attend. & Social Work					
Salaries	70,667	(8,200)	62,467	58,111	4,356
Purchased Professional and Technical Services	-	-	-	-	-
Other Purchased Services (400-500 series)	-	-	-	-	-
Supplies and Materials	400	-	400	363	37
Other Objects	-	-	-	-	-
Total Undistributed Expend. - Attend. & Social Work	71,067	(8,200)	62,867	58,474	4,393
Undistributed Expenditures - Health Services					
Salaries	90,751	-	90,751	90,751	-
Purchased Professional and Technical Services	-	-	-	-	-
Other Purchased Services (400-500 series)	-	-	-	-	-
Supplies and Materials	100	-	100	70	30
Other Objects	-	-	-	-	-
Total Undistributed Expenditures - Health Services	90,851	-	90,851	90,821	30
Undist. Expend. - Other Supp. Serv. Students - Related Serv.					
Salaries	-	-	-	-	-
Purchased Professional - Educational Services	-	-	-	-	-
Supplies and Materials	-	-	-	-	-
Other Objects	-	-	-	-	-
Total Undist. Expend. - Other Supp. Serv. Students - Related Serv.	-	-	-	-	-
Undist. Expend. - Other Supp. Serv. Students - Extra Serv.					
Salaries	-	-	-	-	-
Purchased Professional - Educational Services	-	-	-	-	-
Supplies and Materials	-	-	-	-	-
Other Objects	-	-	-	-	-
Total Undist. Expend. - Other Supp. Serv. Students - Extra Serv.	-	-	-	-	-
Undist. Expend. - Other Supp. Serv. Students-Reg.					
Salaries	52,000	2,065	54,065	54,065	-
Salaries of Secretarial and Clerical Assistants	-	-	-	-	-
Other Salaries	-	-	-	-	-
Purchased Professional - Educational Services	-	-	-	-	-
Other Purchased Prof. and Tech. Services	-	-	-	-	-
Other Purchased Services (400-500 series)	-	-	-	-	-
Supplies and Materials	500	-	500	491	9
Other Objects	-	-	-	-	-
Total Undist. Expend. - Other Supp. Serv. Students-Reg.	52,500	2,065	54,565	54,556	9

Continued

**PATERSON PUBLIC SCHOOLS
 BLENDED RESOURCE FUND 15
 SCHEDULE OF BLENDED EXPENDITURES-BUDGET AND ACTUAL
 FOR THE FISCAL YEAR ENDED JUNE 30, 2009**

<u>School: No. 26</u>	Original Budget	Budget Transfers	Final Budget	Actual	Variance Final to Actual
Undist. Expend. - Other Supp. Serv. Students -Spl.					
Salaries of Other Professional Staff	-	-	-	-	-
Salaries of Secretarial and Clerical Assistants	-	-	-	-	-
Other Salaries	-	-	-	-	-
Purchased Professional - Educational Services	-	-	-	-	-
Other Purchased Prof. and Tech. Services	-	-	-	-	-
Residential Costs	-	-	-	-	-
Mis. Pur. Serv.(400-500 series O/than Residential)	-	-	-	-	-
Supplies and Materials	-	-	-	-	-
Other Objects	-	-	-	-	-
Total Undist. Expend. - Other Supp. Serv. Students -Spl.	-	-	-	-	-
Undist. Expend. - Improvement of Inst. Serv.					
Salaries of Supervisor of Instruction	-	-	-	-	-
Salaries of Other Professional Staff	\$ 95,847	-	\$ 95,847	\$ 95,847	-
Salaries of Secr and Clerical Assist.	-	-	-	-	-
Other Salaries	-	-	-	-	-
Purchased Prof- Educational Services	-	-	-	-	-
Other Purch Prof. and Tech. Services	-	-	-	-	-
Other Purch Services (400-500)	-	-	-	-	-
Supplies and Materials	200	-	200	193	\$ 7
Other Objects	-	-	-	-	-
Total Undist. Expend. - Improvement of Inst. Serv.	96,047	-	96,047	96,040	7
Undist. Expend. - Edu. Media Serv./Sch. Library					
Salaries	177,258	\$ (965)	176,293	167,758	8,535
Purchased Professional and Technical Services	-	-	-	-	-
Other Purchased Services (400-500 series)	600	-	600	-	600
Supplies and Materials	5,000	574	5,574	4,636	938
Other Objects	-	-	-	-	-
Total Undist. Expend. - Edu. Media Serv./Sch. Library	182,858	(391)	182,467	172,394	10,073
Undist. Expend. - Instructional Staff Training Serv.					
Salaries of Supervisors of Instruction	-	-	-	-	-
Salaries of Other Professional Staff	-	-	-	-	-
Salaries of Secretarial and Clerical Assist	-	-	-	-	-
Other Salaries	-	-	-	-	-
Purchased Professional - Educational Serv	-	-	-	-	-
Other Purchased Prof. and Tech. Services	-	-	-	-	-
Other Purchased Services (400-500 series)	-	-	-	-	-
Supplies and Materials	-	-	-	-	-
Other Objects	-	-	-	-	-
Total Undist. Expend. - Instructional Staff Training Serv.	-	-	-	-	-
Undist. Expend. - Supp. Serv. - General Admin.					
Salaries	-	-	-	-	-
Legal Services	-	-	-	-	-
Other Purchased Professional Services	-	-	-	-	-
Purchased Technical Services	-	-	-	-	-
Communications/Telephone	-	-	-	-	-
Other Purchased Services (400-500 series)	-	-	-	-	-
Supplies and Materials	-	-	-	-	-
Judgements Against The School District	-	-	-	-	-
Miscellaneous Expenditures	-	-	-	-	-
Total Undist. Expend. - Supp. Serv. - General Admin.	-	-	-	-	-

PATERSON PUBLIC SCHOOLS
BLENDED RESOURCE FUND 15
SCHEDULE OF BLENDED EXPENDITURES-BUDGET AND ACTUAL
FOR THE FISCAL YEAR ENDED JUNE 30, 2009

<u>School: No. 26</u>	<u>Original Budget</u>	<u>Budget Transfers</u>	<u>Final Budget</u>	<u>Actual</u>	<u>Variance Final to Actual</u>
Undist. Expend. - Support Serv. - School Admin.					
Salaries of Principals/Assistant Principals	\$ 207,220	\$ 900	\$ 208,120	\$ 208,120	-
Salaries of Other Professional Staff		-			-
Salaries of Secretarial and Clerical Assistants	92,383	-	92,383	83,049	\$ 9,334
Other Salaries		-			-
Purchased Professional and Technical Services		-			-
Other Purchased Services (400-500 series)	2,000	-	2,000		2,000
Supplies and Materials	5,486	-	5,486	4,444	1,042
Other Objects		-			-
Total Undist. Expend. - Support Serv. - School Admin.	<u>307,089</u>	<u>900</u>	<u>307,989</u>	<u>295,613</u>	<u>12,376</u>
Undist. Expend. - Allowable Maintenance for School Facilities					
Salaries	-	-	-	-	-
Cleaning, Repair, and Maintenance Services	-	-	-	-	-
General Supplies	-	-	-	-	-
Other Objects	-	-	-	-	-
Total Undist. Expend. - Allowable Maintenance for School Facilities	<u>-</u>	<u>-</u>	<u>-</u>	<u>-</u>	<u>-</u>
Undist. Expend. - Oth. Oper. & Maint. of Plant					
Salaries	-	-	-	-	-
Purchased Professional and Technical Services	-	-	-	-	-
Cleaning, Repair and Maintenance Services	-	-	-	-	-
Rental of land & Building Other than Lease Purchases	-	-	-	-	-
Other Purchased Property Services	-	-	-	-	-
Insurance	-	-	-	-	-
Miscellaneous Purchased Services	-	-	-	-	-
General Supplies	2,514	-	2,514	2,514	-
Energy (Energy and Electricity)	-	-	-	-	-
Other Objects	-	-	-	-	-
Total Undist. Expend. - Other Oper. & Maint. Of Plant	<u>2,514</u>	<u>-</u>	<u>2,514</u>	<u>2,514</u>	<u>-</u>
Total Undist. Expend. - Oper. & Maint. Of Plant	<u>2,514</u>	<u>-</u>	<u>2,514</u>	<u>2,514</u>	<u>-</u>
Undist. Expend. - Student Transportation Serv.					
Sal. For Pup. Trans. (Bet. Home and School) - Regular	-	-	-	-	-
Sal. For Pup. Trans. (Bet. Home and School) - Special	-	-	-	-	-
Sal. For Pup. Trans. (Other than Bet. Home and School)	-	-	-	-	-
Management Fees - ESC & CTSA Transportation Programs	-	-	-	-	-
Other Purchased Professional and Technical Services	-	-	-	-	-
Cleaning, Repair and Maintenance Services	-	-	-	-	-
Rental Payments - School Buses	-	-	-	-	-
Lease Purchase Payments - School Buses	-	-	-	-	-
Contract Services - (Between Home and School) - Vendors	-	-	-	-	-
Contr Serv (Oth. than Bet Home & Sch)-Vend	-	2,250	2,250	2,093	157
Contract Services - (Between Home and Sch) - Joint Agrmts	-	-	-	-	-
Contr Serv (Spl. Ed. Students) - Vendors	-	-	-	-	-
Contr Serv (Spl. Ed. Students) - Joint Agrmt	-	-	-	-	-
Contr Serv (Regular Students) - ESCs & CTSA	-	-	-	-	-
Contr Serv (Spl. Ed. Students) - ESCs & CTSA	-	-	-	-	-
Contr Serv. - Aid in Lieu Payments	-	-	-	-	-
Misc. Purchased Serv. - Transportation	-	-	-	-	-
Supplies and Materials	-	-	-	-	-
Miscellaneous Expenditures.	-	-	-	-	-
Total Undist. Expend. - Student Transportation Serv.	<u>-</u>	<u>2,250</u>	<u>2,250</u>	<u>2,093</u>	<u>157</u>

Continued

**PATERSON PUBLIC SCHOOLS
BLENDED RESOURCE FUND 15
SCHEDULE OF BLENDED EXPENDITURES-BUDGET AND ACTUAL
FOR THE FISCAL YEAR ENDED JUNE 30, 2009**

<u>School: No. 26</u>	Original Budget	Budget Transfers	Final Budget	Actual	Variance Final to Actual
Undist. Expend. - Business and Other Support Serv.					
Increase in Sale/Lease-back Reserve	-	-	-	-	-
Salaries	-	-	-	-	-
Purchased Professional Services	-	-	-	-	-
Purchased Technical Services	-	-	-	-	-
Other Purchased Services (400-500 series Oth Residential Costs)	-	-	-	-	-
Sale/Lease-back Payments	-	-	-	-	-
Supplies and Materials	-	-	-	-	-
Interest on Current Loan	-	-	-	-	-
Interest on Lease Purchase Agreements	-	-	-	-	-
Miscellaneous Expenditures	-	-	-	-	-
Total Undist. Expend. - Business and Other Support Serv.	-	-	-	-	-
UNALLOCATED BENEFITS					
Group Insurance	-	-	-	-	-
Social Security Contributions	\$ 49,999	-	\$ 49,999	\$ 40,794	\$ 9,205
T.P.A.F. Contributions - ERIP	-	-	-	-	-
Other Retirement Contributions - Regular	-	-	-	-	-
Other Retirement Contributions - ERIP	-	-	-	-	-
Unemployment Compensation	-	-	-	-	-
Workmen's Compensation	-	-	-	-	-
Health Benefits	803,076	-	803,076	712,659	90,417
Tuition Reimbursement	-	-	-	-	-
Other Employee Benefits	-	-	-	-	-
TOTAL UNALLOCATED BENEFITS	853,075	-	853,075	753,453	99,622
On-behalf TPAF pension Contributions (non-budgeted)	-	-	-	-	-
Reimbursed TPAF Social Security Contributions (non-budgeted)	-	-	-	-	-
TOTAL ON-BEHALF CONTRIBUTIONS	-	-	-	-	-
TOTAL PERSONAL SERVICES - EMPLOYEE BENEFITS	853,075	-	853,075	753,453	99,622
Undistributed Expenditures - Food Services					
Transfers to Cover Deficit (Enterprise Fund)	-	-	-	-	-
TOTAL UNDISTRIBUTED EXPENDITURES	1,656,001	\$ (3,376)	1,652,625	1,525,958	126,667
TOTAL SCHOOL BASED BUDGET CURRENT EXPENSE	5,535,273	(297,322)	5,237,951	5,012,499	225,452
CAPITAL OUTLAY					
Equipment					
Regular Program - Instruction:					
Kindergarten	-	-	-	-	-
Grades 1-5	-	-	-	-	-
Grades 6-8	-	-	-	-	-
Grades 9-12	-	-	-	-	-
Home Instruction	-	-	-	-	-
Special Education - Instruction:					
Cognitive - Mild	-	-	-	-	-
Cognitive - Moderate	-	-	-	-	-
Learning and/or Language Disabilities	-	-	-	-	-
Visual Impairments	-	-	-	-	-
Auditory Impairments	-	-	-	-	-
Behavioral Disabilities	-	-	-	-	-
Multiple Disabilities	-	-	-	-	-
Resource Room/Resource Center	-	-	-	-	-
Autism	-	-	-	-	-
Preschool Disabilities - Part-Time	-	-	-	-	-
Preschool Disabilities - Full-Time	-	-	-	-	-
Home Instruction	-	-	-	-	-
Cognitive - Severe	-	-	-	-	-

Continued

**PATERSON PUBLIC SCHOOLS
 BLENDED RESOURCE FUND 15
 SCHEDULE OF BLENDED EXPENDITURES-BUDGET AND ACTUAL
 FOR THE FISCAL YEAR ENDED JUNE 30, 2009**

<u>School: No. 26</u>	Original Budget	Budget Transfers	Final Budget	Actual	Variance Final to Actual
Basic Skills/Remedial - Instruction	-	-	-	-	-
Bilingual Education - Instruction	-	-	-	-	-
Vocational Programs - Local - Instruction	-	-	-	-	-
School-Sponsored and Other Instructional Program	-	-	-	-	-
Undistributed Expenditures - Instruction	-	-	-	-	-
Undist.Expend.-Support Serv.-Students - Reg.	-	-	-	-	-
Undist.Expend.-Support Serv. - Related & Extraordinary	-	-	-	-	-
Undist.Expend.-Support Serv.-Students - Special	-	-	-	-	-
Undist.Expend.-Support Serv. - Inst. Staff	-	-	-	-	-
Undistributed Expenditures - General Admin.	-	-	-	-	-
Undistributed Expenditures - School Admin.	-	-	-	-	-
Undistributed Expenditures - Operation of Plant Services	-	-	-	-	-
Undistributed Expenditures - Student Trans. - Non Inst. Equip	-	-	-	-	-
School Buses - Regular	-	-	-	-	-
School Buses - Special	-	-	-	-	-
Undistributed Expenditures - Business/Other Support Serv.	-	-	-	-	-
Undistributed Expenditures - Non Inst. Serv.	-	-	-	-	-
Special Schools (All Programs)	-	-	-	-	-
Total Equipment	-	-	-	-	-
Facilities Acquisition and Construction Services	-	-	-	-	-
Salaries	-	-	-	-	-
Legal Services	-	-	-	-	-
Other Purchased Prof. and Tech. Services	-	-	-	-	-
Construction Services	-	-	-	-	-
General Supplies	-	-	-	-	-
Land and Improvements	-	-	-	-	-
Lease Purchase Agreements - Principal	-	-	-	-	-
Buildings Other than Lease Purchase Agreement	-	-	-	-	-
Other Objects	-	-	-	-	-
Facilities Grant - Transfer to Special Revenue	-	-	-	-	-
Total Facilities Acquisition and Construction Services	-	-	-	-	-
Capital Reserve - Transfer to Capital Projects	-	-	-	-	-
Capital Reserve - Transfer to Debt Service	-	-	-	-	-
Assets Acquired Under Capital Leases (non-budgeted)	-	-	-	-	-
Undistributed Expenditures:	-	-	-	-	-
General Administration	-	-	-	-	-
School Administration	-	-	-	-	-
Assets Acquired Under Capital Leases (non-budgeted)	-	-	-	-	-
TOTAL CAPITAL OUTLAY	-	-	-	-	-
SPECIAL SCHOOLS	-	-	-	-	-
Summer School - Instruction	-	-	-	-	-
Salaries of Teachers	-	-	-	-	-
Other Salaries for Instruction	-	-	-	-	-
Purchased Professional and Technical Services	-	-	-	-	-
Other Purchased Services (400-500 series)	-	-	-	-	-
General Supplies	-	-	-	-	-
Textbooks	-	-	-	-	-
Other Objects	-	-	-	-	-
Total Summer School - Instruction	-	-	-	-	-

**PATERSON PUBLIC SCHOOLS
 BLENDED RESOURCE FUND 15
 SCHEDULE OF BLENDED EXPENDITURES-BUDGET AND ACTUAL
 FOR THE FISCAL YEAR ENDED JUNE 30, 2009**

<u>School: No. 26</u>	<u>Original Budget</u>	<u>Budget Transfers</u>	<u>Final Budget</u>	<u>Actual</u>	<u>Variance Final to Actual</u>
Summer School - Support Services					
Salaries	-	-	-	-	-
Personal Services - Employee Benefits	-	-	-	-	-
Purchased Professional and Technical Services	-	-	-	-	-
Other Purchased Services (400-500 series)	-	-	-	-	-
Supplies and Materials	-	-	-	-	-
Other Objects	-	-	-	-	-
Total Summer School - Support Services	<u>-</u>	<u>-</u>	<u>-</u>	<u>-</u>	<u>-</u>
Total Summer School	<u>-</u>	<u>-</u>	<u>-</u>	<u>-</u>	<u>-</u>
Other Special Schools - Instruction					
Salaries of Teachers	-	-	-	-	-
Other Salaries for Instruction	-	-	-	-	-
Purchased Professional and Technical Services	-	-	-	-	-
Other Purchased Services (400-500 series)	-	-	-	-	-
General Supplies	-	-	-	-	-
Textbooks	-	-	-	-	-
Other Objects	-	-	-	-	-
Total Other Special Schools - Instruction	<u>-</u>	<u>-</u>	<u>-</u>	<u>-</u>	<u>-</u>
Other Special Schools - Support Services					
Salaries	-	-	-	-	-
Personal Services - Employee Benefits	-	-	-	-	-
Purchased Professional and Technical Services	-	-	-	-	-
Other Purchased Services (400-500 series)	-	-	-	-	-
Supplies and Materials	-	-	-	-	-
Other Objects	-	-	-	-	-
Total Other Special Schools - Support Services	<u>-</u>	<u>-</u>	<u>-</u>	<u>-</u>	<u>-</u>
Total Other Special Schools	<u>-</u>	<u>-</u>	<u>-</u>	<u>-</u>	<u>-</u>
Accred. Even./Adult H.S./Post-Grad.-Inst.					
Salaries of Teachers	-	-	-	-	-
Other Salaries for Instruction	-	-	-	-	-
Purchased Professional and Technical Services	-	-	-	-	-
Other Purchased Services (400-500 series)	-	-	-	-	-
General Supplies	-	-	-	-	-
Textbooks	-	-	-	-	-
Other Objects	-	-	-	-	-
Total Accred. Even./Adult H.S./Post-Grad.-Inst.	<u>-</u>	<u>-</u>	<u>-</u>	<u>-</u>	<u>-</u>
Accred. Even./Adult H.S./Post-Grad.-Supp. Service					
Salaries	-	-	-	-	-
Personal Services - Employee Benefits	-	-	-	-	-
Purchased Professional and Technical Services	-	-	-	-	-
Other Purchased Services (400-500 series)	-	-	-	-	-
Supplies and Materials	-	-	-	-	-
Other Objects	-	-	-	-	-
Total Accred. Even./Adult H.S./Post-Grad.-Supp. Service	<u>-</u>	<u>-</u>	<u>-</u>	<u>-</u>	<u>-</u>
Total Accred. Even./Adult H.S./Post-Grad.	<u>-</u>	<u>-</u>	<u>-</u>	<u>-</u>	<u>-</u>
Adult Education-Local-Instruction					
Salaries of Teachers	-	-	-	-	-
Other Salaries for Instruction	-	-	-	-	-
Purchased Professional and Technical Services	-	-	-	-	-
Other Purchased Services (400-500 series)	-	-	-	-	-
General Supplies	-	-	-	-	-
Textbooks	-	-	-	-	-
Other Objects	-	-	-	-	-
Total Adult Education-Local-Instruction	<u>-</u>	<u>-</u>	<u>-</u>	<u>-</u>	<u>-</u>

**PATERSON PUBLIC SCHOOLS
 BLENDED RESOURCE FUND 15
 SCHEDULE OF BLENDED EXPENDITURES-BUDGET AND ACTUAL
 FOR THE FISCAL YEAR ENDED JUNE 30, 2009**

<u>School: No. 26</u>	<u>Original Budget</u>	<u>Budget Transfers</u>	<u>Final Budget</u>	<u>Actual</u>	<u>Variance Final to Actual</u>
Adult Education-Local -Support Serv.					
Salaries	-	-	-	-	-
Personal Services - Employee Benefits	-	-	-	-	-
Purchased Professional and Technical Services	-	-	-	-	-
Other Purchased Services (400-500 series)	-	-	-	-	-
Supplies and Materials	-	-	-	-	-
Other Objects	-	-	-	-	-
Total Adult Education-Local -Support Serv.	-	-	-	-	-
Total Adult Education-Local	-	-	-	-	-
Vocational Evening-Local-Instruction					
Salaries of Teachers	-	-	-	-	-
Other Salaries for Instruction	-	-	-	-	-
Purchased Professional and Technical Services	-	-	-	-	-
Other Purchased Services (400-500 series)	-	-	-	-	-
General Supplies	-	-	-	-	-
Textbooks	-	-	-	-	-
Other Objects	-	-	-	-	-
Total Vocational Evening-Local-Instruction	-	-	-	-	-
Vocational Evening-Local-Support Serv.					
Salaries	-	-	-	-	-
Personal Services - Employee Benefits	-	-	-	-	-
Purchased Professional and Technical Services	-	-	-	-	-
Other Purchased Services (400-500 series)	-	-	-	-	-
Supplies and Materials	-	-	-	-	-
Other Objects	-	-	-	-	-
Total Vocational Evening-Local-Support Serv.	-	-	-	-	-
Total Vocational Evening-Local	-	-	-	-	-
Even.-Sch.-Foreign-Born-Local-Inst.					
Salaries of Teachers	-	-	-	-	-
Other Salaries for Instruction	-	-	-	-	-
Purchased Professional and Technical Services	-	-	-	-	-
Other Purchased Services (400-500 series)	-	-	-	-	-
General Supplies	-	-	-	-	-
Textbooks	-	-	-	-	-
Other Objects	-	-	-	-	-
Total Even.-Sch.-Foreign-Born-Local-Inst.	-	-	-	-	-
Even.-Sch.-Foreign-Born-Local-Sup. Serv.					
Salaries	-	-	-	-	-
Personal Services - Employee Benefits	-	-	-	-	-
Purchased Professional and Technical Services	-	-	-	-	-
Other Purchased Services (400-500 series)	-	-	-	-	-
Supplies and Materials	-	-	-	-	-
Other Objects	-	-	-	-	-
Total Even.-Sch.-Foreign-Born-Local-Sup. Serv.	-	-	-	-	-
Total Even.-Sch.-Foreign-Born-Local	-	-	-	-	-
TOTAL SPECIAL SCHOOLS	-	-	-	-	-
Transfer of Funds to Charter Schools	-	-	-	-	-
TOTAL SCHOOL BASED EXPENDITURES	\$ 5,535,273	\$ (297,322)	\$ 5,237,951	\$ 5,012,499	\$ 225,452

Continued

**PATERSON PUBLIC SCHOOLS
 BLENDED RESOURCE FUND 15
 SCHEDULE OF BLENDED EXPENDITURES-BUDGET AND ACTUAL
 FOR THE FISCAL YEAR ENDED JUNE 30, 2009**

<u>School: No. 26</u>	<u>Original Budget</u>	<u>Budget Transfers</u>	<u>Final Budget</u>	<u>Actual</u>	<u>Variance Final to Actual</u>
Other Financing Sources:					
Operating Transfer In	\$ 5,535,273	\$ (297,322)	\$ 5,237,951	\$ 5,012,499	\$ 225,452
Operating Transfer Out:					
Transfer to Food Service Fund - Board Contribution	-	-	-	-	-
Capital Leases (non-budgeted)	-	-	-	-	-
Total Other Financing Sources:	<u>5,535,273</u>	<u>(297,322)</u>	<u>5,237,951</u>	<u>5,012,499</u>	<u>225,452</u>
Excess (Deficiency) of Other Financing Sources Over (Under) Expenditures and Other Financing (Uses)	-	-	-	-	-
Fund Balance, July 1	-	-	-	-	-
Fund Balance, June 30	<u>\$ -</u>	<u>\$ -</u>	<u>\$ -</u>	<u>\$ -</u>	<u>\$ -</u>

PATERSON PUBLIC SCHOOLS
BLENDED RESOURCE FUND 15
SCHEDULE OF BLENDED EXPENDITURES-BUDGET AND ACTUAL
FOR THE FISCAL YEAR ENDED JUNE 30, 2009

<u>School: No. 27</u>	<u>Original Budget</u>	<u>Budget Transfers</u>	<u>Final Budget</u>	<u>Actual</u>	<u>Variance Final to Actual</u>
REGULAR PROGRAMS - INSTRUCTION					
Regular Programs - Instruction					
Kindergarten - Salaries of Teachers	\$ 417,949	\$ (6,772)	\$ 411,177	\$ 411,177	-
Grades 1-5 - Salaries of Teachers	1,578,937	90,232	1,669,169	1,661,373	\$ 7,796
Grades 6-8 - Salaries of Teachers	962,541	(21,876)	940,665	940,665	-
Grades 9-12 - Salaries of Teachers		-			-
Regular Programs - Home Instruction:					
Salaries of Teachers		-			-
Other Salaries for Instruction		-			-
Purchased Professional -Educational Services		-			-
Purchased Technical Services		-			-
Other Purchased Services (400-500 series)		-			-
General Supplies		-			-
Textbooks		-			-
Other Objects		-			-
Regular Programs - Undistributed Instruction					
Other Salaries for Instruction	240,286	(30,567)	209,719	200,846	8,873
Purchased Professional-Educational Services		-			-
Purchased Technical Services	300	-	300	230	70
Other Purchased Services (400-500 series)	1,430	-	1,430	250	1,180
General Supplies	186,146	680	186,826	171,001	15,825
Textbooks	25,000	-	25,000	18,978	6,022
Other Objects	-	6,804	6,804	3,276	3,528
TOTAL REGULAR PROGRAMS - INSTRUCTION	3,412,589	38,501	3,451,090	3,407,796	43,294
SPECIAL EDUCATION - INSTRUCTION					
Cognitive - Mild:					
Salaries of Teachers	-	-	-	-	-
Other Salaries for Instruction	-	-	-	-	-
Purchased Professional-Educational Services	-	-	-	-	-
Purchased Technical Services	-	-	-	-	-
Other Purchased Services (400-500 series)	-	-	-	-	-
General Supplies	-	-	-	-	-
Textbooks	-	-	-	-	-
Other Objects	-	-	-	-	-
Total Cognitive - Mild	-	-	-	-	-
Cognitive - Moderate:					
Salaries of Teachers	-	-	-	-	-
Other Salaries for Instruction	-	-	-	-	-
Purchased Professional-Educational Services	-	-	-	-	-
Purchased Technical Services	-	-	-	-	-
Other Purchased Services (400-500 series)	-	-	-	-	-
General Supplies	-	-	-	-	-
Textbooks	-	-	-	-	-
Other Objects	-	-	-	-	-
Total Cognitive - Moderate	-	-	-	-	-
Learning and/or Language Disabilities:					
Salaries of Teachers	135,918	-	135,918	125,918	10,000
Other Salaries for Instruction	80,189	34,365	114,554	76,116	38,438
Purchased Professional-Educational Services		-			-
Purchased Technical Services		-			-
Other Purchased Services (400-500 series)		-			-
General Supplies	2,800	-	2,800	864	1,936
Textbooks	2,000	-	2,000	1,868	132
Other Objects	-	-	-	-	-
Total Learning and/or Language Disabilities	220,907	34,365	255,272	204,766	50,506

Continued

**PATERSON PUBLIC SCHOOLS
 BLENDED RESOURCE FUND 15
 SCHEDULE OF BLENDED EXPENDITURES-BUDGET AND ACTUAL
 FOR THE FISCAL YEAR ENDED JUNE 30, 2009**

<u>School: No. 27</u>	<u>Original Budget</u>	<u>Budget Transfers</u>	<u>Final Budget</u>	<u>Actual</u>	<u>Variance Final to Actual</u>
Visual Impairments:					
Salaries of Teachers	-	-	-	-	-
Other Salaries for Instruction	-	-	-	-	-
Purchased Professional-Educational Services	-	-	-	-	-
Purchased Technical Services	-	-	-	-	-
Other Purchased Services (400-500 series)	-	-	-	-	-
General Supplies	-	-	-	-	-
Textbooks	-	-	-	-	-
Other Objects	-	-	-	-	-
Total Visual Impairments	-	-	-	-	-
Auditory Impairments:					
Salaries of Teachers	-	-	-	-	-
Other Salaries for Instruction	-	-	-	-	-
Purchased Professional-Educational Services	-	-	-	-	-
Purchased Technical Services	-	-	-	-	-
Other Purchased Services (400-500 series)	-	-	-	-	-
General Supplies	-	-	-	-	-
Textbooks	-	-	-	-	-
Other Objects	-	-	-	-	-
Total Auditory Impairments	-	-	-	-	-
Behavioral Disabilities:					
Salaries of Teachers	-	-	-	-	-
Other Salaries for Instruction	-	-	-	-	-
Purchased Professional-Educational Services	-	-	-	-	-
Purchased Technical Services	-	-	-	-	-
Other Purchased Services (400-500 series)	-	-	-	-	-
General Supplies	-	-	-	-	-
Textbooks	-	-	-	-	-
Other Objects	-	-	-	-	-
Total Behavioral Disabilities	-	-	-	-	-
Multiple Disabilities:					
Salaries of Teachers	-	-	-	-	-
Other Salaries for Instruction	-	-	-	-	-
Purchased Professional-Educational Services	-	-	-	-	-
Purchased Technical Services	-	-	-	-	-
Other Purchased Services (400-500 series)	-	-	-	-	-
General Supplies	-	-	-	-	-
Textbooks	-	-	-	-	-
Other Objects	-	-	-	-	-
Total Multiple Disabilities	-	-	-	-	-
Resource Room/Resource Center:					
Salaries of Teachers	508,401	3,118	511,519	511,519	-
Other Salaries for Instruction	-	-	-	-	-
Purchased Professional-Educational Services	-	-	-	-	-
Purchased Technical Services	-	-	-	-	-
Other Purchased Services (400-500 series)	-	-	-	-	-
General Supplies	6,000	-	6,000	4,457	1,543
Textbooks	-	-	-	-	-
Other Objects	-	-	-	-	-
Total Resource Room/Resource Center	514,401	3,118	517,519	515,976	1,543

Continued

**PATERSON PUBLIC SCHOOLS
 BLENDED RESOURCE FUND 15
 SCHEDULE OF BLENDED EXPENDITURES-BUDGET AND ACTUAL
 FOR THE FISCAL YEAR ENDED JUNE 30, 2009**

<u>School: No. 27</u>	<u>Original Budget</u>	<u>Budget Transfers</u>	<u>Final Budget</u>	<u>Actual</u>	<u>Variance Final to Actual</u>
Autism:					
Salaries of Teachers	-	-	-	-	-
Other Salaries for Instruction	-	-	-	-	-
Purchased Professional-Educational Services	-	-	-	-	-
Purchased Technical Services	-	-	-	-	-
Other Purchased Services (400-500 series)	-	-	-	-	-
General Supplies	-	-	-	-	-
Textbooks	-	-	-	-	-
Other Objects	-	-	-	-	-
Total Autism	-	-	-	-	-
Preschool Disabilities - Part-Time:					
Salaries of Teachers	-	-	-	-	-
Other Salaries for Instruction	-	-	-	-	-
Purchased Professional-Educational Services	-	-	-	-	-
Purchased Technical Services	-	-	-	-	-
Other Purchased Services (400-500 series)	-	-	-	-	-
General Supplies	-	-	-	-	-
Textbooks	-	-	-	-	-
Other Objects	-	-	-	-	-
Total Preschool Disabilities - Part-Time	-	-	-	-	-
Preschool Disabilities - Full-Time:					
Salaries of Teachers	-	-	-	-	-
Other Salaries for Instruction	-	-	-	-	-
Purchased Professional-Educational Services	-	-	-	-	-
Purchased Technical Services	-	-	-	-	-
Other Purchased Services (400-500 series)	-	-	-	-	-
General Supplies	-	-	-	-	-
Textbooks	-	-	-	-	-
Other Objects	-	-	-	-	-
Total Preschool Disabilities - Full-Time:	-	-	-	-	-
Home Instruction:					
Salaries of Teachers	-	-	-	-	-
Other Salaries for Instruction	-	-	-	-	-
Purchased Professional-Educational Services	-	-	-	-	-
Purchased Technical Services	-	-	-	-	-
Other Purchased Services (400-500 series)	-	-	-	-	-
General Supplies	-	-	-	-	-
Textbooks	-	-	-	-	-
Other Objects	-	-	-	-	-
Total Home Instruction	-	-	-	-	-
Cognitive - Severe:					
Salaries of Teachers	-	-	-	-	-
Other Salaries for Instruction	-	-	-	-	-
Purchased Professional-Educational Services	-	-	-	-	-
Purchased Technical Services	-	-	-	-	-
Other Purchased Services (400-500 series)	-	-	-	-	-
General Supplies	-	-	-	-	-
Textbooks	-	-	-	-	-
Other Objects	-	-	-	-	-
Total Cognitive - Severe	-	-	-	-	-
TOTAL SPECIAL EDUCATION - INSTRUCTION	\$ 735,308	\$ 37,483	\$ 772,791	\$ 720,742	\$ 52,049

**PATERSON PUBLIC SCHOOLS
 BLENDED RESOURCE FUND 15
 SCHEDULE OF BLENDED EXPENDITURES-BUDGET AND ACTUAL
 FOR THE FISCAL YEAR ENDED JUNE 30, 2009**

<u>School: No. 27</u>	<u>Original Budget</u>	<u>Budget Transfers</u>	<u>Final Budget</u>	<u>Actual</u>	<u>Variance Final to Actual</u>
Basic Skills/Remedial - Instruction					
Salaries of Teachers	-	-	-	-	-
Other Salaries for Instruction	-	-	-	-	-
Purchased Professional-Educational Services	-	-	-	-	-
Purchased Technical Services	-	-	-	-	-
Other Purchased Services (400-500 series)	-	-	-	-	-
General Supplies	-	-	-	-	-
Textbooks	-	-	-	-	-
Other Objects	-	-	-	-	-
Total Basic Skills/Remedial - Instruction	-	-	-	-	-
Bilingual Education - Instruction					
Salaries of Teachers	\$ 212,187	-	\$ 212,187	\$ 194,805	\$ 17,382
Other Salaries for Instruction	-	-	-	-	-
Purchased Professional-Educational Services	-	-	-	-	-
Purchased Technical Services	-	-	-	-	-
Other Purchased Services (400-500 series)	-	-	-	-	-
General Supplies	2,500	-	2,500	846	1,654
Textbooks	500	-	500	475	25
Other Objects	-	-	-	-	-
Total Bilingual Education - Instruction	215,187	-	215,187	196,126	19,061
Vocational Programs - Local - Instruction					
Salaries of Teachers	-	-	-	-	-
Other Salaries for Instruction	-	-	-	-	-
Purchased Professional-Educational Services	-	-	-	-	-
Purchased Technical Services	-	-	-	-	-
Other Purchased Services (400-500 series)	-	-	-	-	-
General Supplies	-	-	-	-	-
Textbooks	-	-	-	-	-
Other Objects	-	-	-	-	-
Total Vocational Programs - Local - Instruction	-	-	-	-	-
School-Spon. Cocurricular Actvts. - Inst.					
Salaries	-	-	-	-	-
Purchased Services (300-500 series)	-	-	-	-	-
Supplies and Materials	-	-	-	-	-
Other Objects	-	-	-	-	-
Transfers to Cover Deficit (Agency Funds)	-	-	-	-	-
Total School-Spon. Cocurricular Actvts. - Inst.	-	-	-	-	-
School-Spon. Cocurricular Athletics - Inst.					
Salaries	-	-	-	-	-
Purchased Services (300-500 series)	-	-	-	-	-
Supplies and Materials	-	-	-	-	-
Other Objects	-	-	-	-	-
Transfers to Cover Deficit (Agency Funds)	-	-	-	-	-
Total School-Spon. Cocurricular Athletics - Inst.	-	-	-	-	-
Other Instructional Programs - Instruction					
Salaries	-	-	-	-	-
Purchased Services (300-500 series)	-	-	-	-	-
Supplies and Materials	-	-	-	-	-
Other Objects	-	-	-	-	-
Transfers to Cover Deficit (Agency Funds)	-	-	-	-	-
Total Other Instructional Programs - Instruction	-	-	-	-	-

PATERSON PUBLIC SCHOOLS
BLENDED RESOURCE FUND 15
SCHEDULE OF BLENDED EXPENDITURES-BUDGET AND ACTUAL
FOR THE FISCAL YEAR ENDED JUNE 30, 2009

<u>School: No. 27</u>	Original Budget	Budget Transfers	Final Budget	Actual	Variance Final to Actual
Community Services Programs/Operations					
Salaries	-	-	-	-	-
Purchased Services (300-500 series)	-	-	-	-	-
Supplies and Materials	-	-	-	-	-
Other Objects	-	-	-	-	-
Transfers to Cover Deficit (Agency Funds)	-	-	-	-	-
Total Community Services/Operations	-	-	-	-	-
Total Instruction	\$ 4,363,084	\$ 75,984	\$ 4,439,068	\$ 4,324,664	\$ 114,404
Undistributed Expenditures - Instruction:					
Tuition to Other LEAs Within the State - Regular	-	-	-	-	-
Tuition to Other LEAs Within the Stat - Special	-	-	-	-	-
Tuition to County Voc. School Dist. - Regular	-	-	-	-	-
Tuition to County Voc. School Dist. - Special	-	-	-	-	-
Tuition to CSSD & Regional Day Schools	-	-	-	-	-
Tuition to Private Schools for the Disabled - Within State	-	-	-	-	-
Tuition to Private Schools for the Disabled & Oth LEAS - Spl, O/S	-	-	-	-	-
Tuition - State Facilities	-	-	-	-	-
Tuition - Other	-	-	-	-	-
Total Undistributed Expenditures - Instruction:	-	-	-	-	-
Undistributed Expend. - Attend. & Social Work					
Salaries	77,288	730	78,018	76,498	1,520
Purchased Professional and Technical Services	-	-	-	-	-
Other Purchased Services (400-500 series)	-	-	-	-	-
Supplies and Materials	425	-	425	-	425
Other Objects	-	-	-	-	-
Total Undistributed Expend. - Attend. & Social Work	77,713	730	78,443	76,498	1,945
Undistributed Expenditures - Health Services					
Salaries	63,834	-	63,834	57,234	6,600
Purchased Professional and Technical Services	-	-	-	-	-
Other Purchased Services (400-500 series)	-	-	-	-	-
Supplies and Materials	850	-	850	846	4
Other Objects	-	-	-	-	-
Total Undistributed Expenditures - Health Services	64,684	-	64,684	58,080	6,604
Undist. Expend. - Other Supp. Serv. Students - Related Serv.					
Salaries	-	-	-	-	-
Purchased Professional - Educational Services	-	-	-	-	-
Supplies and Materials	-	-	-	-	-
Other Objects	-	-	-	-	-
Total Undist. Expend. - Other Supp. Serv. Students - Related Serv.	-	-	-	-	-
Undist. Expend. - Other Supp. Serv. Students - Extra Serv.					
Salaries	-	-	-	-	-
Purchased Professional - Educational Services	-	-	-	-	-
Supplies and Materials	-	-	-	-	-
Other Objects	-	-	-	-	-
Total Undist. Expend. - Other Supp. Serv. Students - Extra Serv.	-	-	-	-	-
Undist. Expend. - Other Supp. Serv. Students-Reg.					
Salaries	202,927	(14,570)	188,357	188,293	64
Salaries of Secretarial and Clerical Assistants	-	-	-	-	-
Other Salaries	-	-	-	-	-
Purchased Professional - Educational Services	1,000	-	1,000	-	1,000
Other Purchased Prof. and Tech. Services	-	-	-	-	-
Other Purchased Services (400-500 series)	-	-	-	-	-
Supplies and Materials	4,000	-	4,000	882	3,118
Other Objects	-	-	-	-	-
Total Undist. Expend. - Other Supp. Serv. Students-Reg.	207,927	(14,570)	193,357	189,175	4,182

Continued

**PATERSON PUBLIC SCHOOLS
 BLENDED RESOURCE FUND 15
 SCHEDULE OF BLENDED EXPENDITURES-BUDGET AND ACTUAL
 FOR THE FISCAL YEAR ENDED JUNE 30, 2009**

<u>School: No. 27</u>	<u>Original Budget</u>	<u>Budget Transfers</u>	<u>Final Budget</u>	<u>Actual</u>	<u>Variance Final to Actual</u>
Undist. Expend. - Other Supp. Serv. Students -Spl.					
Salaries of Other Professional Staff	-	-	-	-	-
Salaries of Secretarial and Clerical Assistants	-	-	-	-	-
Other Salaries	-	-	-	-	-
Purchased Professional - Educational Services	-	-	-	-	-
Other Purchased Prof. and Tech. Services	-	-	-	-	-
Residential Costs	-	-	-	-	-
Mis. Pur. Serv.(400-500 series O/than Residential)	-	-	-	-	-
Supplies and Materials	-	-	-	-	-
Other Objects	-	-	-	-	-
Total Undist. Expend. - Other Supp. Serv. Students -Spl.	-	-	-	-	-
Undist. Expend. - Improvement of Inst. Serv.					
Salaries of Supervisor of Instruction	-	-	-	-	-
Salaries of Other Professional Staff	\$ 98,343	\$ (19,433)	\$ 78,910	\$ 58,347	\$ 20,563
Salaries of Secr and Clerical Assist.	-	-	-	-	-
Other Salaries	-	-	-	-	-
Purchased Prof- Educational Services	-	-	-	-	-
Other Purch Prof. and Tech. Services	-	-	-	-	-
Other Purch Services (400-500)	-	-	-	-	-
Supplies and Materials	-	-	-	-	-
Other Objects	-	-	-	-	-
Total Undist. Expend. - Improvement of Inst. Serv.	98,343	(19,433)	78,910	58,347	20,563
Undist. Expend. - Edu. Media Serv./Sch. Library					
Salaries	154,243	-	154,243	153,743	500
Purchased Professional and Technical Services	-	-	-	-	-
Other Purchased Services (400-500 series)	600	-	600	599	1
Supplies and Materials	20,000	-	20,000	2,851	17,149
Other Objects	-	-	-	-	-
Total Undist. Expend. - Edu. Media Serv./Sch. Library	174,843	-	174,843	157,193	17,650
Undist. Expend. - Instructional Staff Training Serv.					
Salaries of Supervisors of Instruction	-	-	-	-	-
Salaries of Other Professional Staff	-	-	-	-	-
Salaries of Secretarial and Clerical Assist	-	-	-	-	-
Other Salaries	-	-	-	-	-
Purchased Professional - Educational Serv	-	-	-	-	-
Other Purchased Prof. and Tech. Services	-	-	-	-	-
Other Purchased Services (400-500 series)	3,000	-	3,000	-	3,000
Supplies and Materials	6,000	-	6,000	-	6,000
Other Objects	-	-	-	-	-
Total Undist. Expend. - Instructional Staff Training Serv.	9,000	-	9,000	-	9,000
Undist. Expend. - Supp. Serv. - General Admin.					
Salaries	-	-	-	-	-
Legal Services	-	-	-	-	-
Other Purchased Professional Services	-	-	-	-	-
Purchased Technical Services	-	-	-	-	-
Communications/Telephone	-	-	-	-	-
Other Purchased Services (400-500 series)	-	-	-	-	-
Supplies and Materials	-	-	-	-	-
Judgements Against The School District	-	-	-	-	-
Miscellaneous Expenditures	-	-	-	-	-
Total Undist. Expend. - Supp. Serv. - General Admin.	-	-	-	-	-

PATERSON PUBLIC SCHOOLS
BLENDED RESOURCE FUND 15
SCHEDULE OF BLENDED EXPENDITURES-BUDGET AND ACTUAL
FOR THE FISCAL YEAR ENDED JUNE 30, 2009

<u>School: No. 27</u>	<u>Original Budget</u>	<u>Budget Transfers</u>	<u>Final Budget</u>	<u>Actual</u>	<u>Variance Final to Actual</u>
Undist. Expend. - Support Serv. - School Admin.					
Salaries of Principals/Assistant Principals	\$ 285,467	\$ 4,200	\$ 289,667	\$ 267,812	\$ 21,855
Salaries of Other Professional Staff		-			-
Salaries of Secretarial and Clerical Assistants	96,321	-	96,321	95,439	882
Other Salaries		-			-
Purchased Professional and Technical Services		-			-
Other Purchased Services (400-500 series)		-			-
Supplies and Materials	3,600	-	3,600	2,485	1,115
Other Objects	-	-	-	-	-
Total Undist. Expend. - Support Serv. - School Admin.	385,388	4,200	389,588	365,736	23,852
Undist. Expend. - Allowable Maintenance for School Facilities					
Salaries	-	-	-	-	-
Cleaning, Repair, and Maintenance Services	-	-	-	-	-
General Supplies	-	-	-	-	-
Other Objects	-	-	-	-	-
Total Undist. Expend. - Allowable Maintenance for School Facilities	-	-	-	-	-
Undist. Expend. - Oth. Oper. & Maint. of Plant					
Salaries	-	-	-	-	-
Purchased Professional and Technical Services	-	-	-	-	-
Cleaning, Repair and Maintenance Services	-	-	-	-	-
Rental of land & Building Other than Lease Purchases	-	-	-	-	-
Other Purchased Property Services	-	-	-	-	-
Insurance	-	-	-	-	-
Miscellaneous Purchased Services	-	-	-	-	-
General Supplies	-	-	-	-	-
Energy (Energy and Electricity)	-	-	-	-	-
Other Objects	-	-	-	-	-
Total Undist. Expend. - Other Oper. & Maint. Of Plant	-	-	-	-	-
Total Undist. Expend. - Oper. & Maint. Of Plant	-	-	-	-	-
Undist. Expend. - Student Transportation Serv.					
Sal. For Pup. Trans. (Bet. Home and School) - Regular	-	-	-	-	-
Sal. For Pup. Trans. (Bet. Home and School) - Special	-	-	-	-	-
Sal. For Pup. Trans. (Other than Bet. Home and School)	-	-	-	-	-
Management Fees - ESC & CTSA Transportation Programs	-	-	-	-	-
Other Purchased Professional and Technical Services	-	-	-	-	-
Cleaning, Repair and Maintenance Services	-	-	-	-	-
Rental Payments - School Buses	-	-	-	-	-
Lease Purchase Payments - School Buses	-	-	-	-	-
Contract Services - (Between Home and School) - Vendors	-	-	-	-	-
Contr Serv (Oth. than Bet Home & Sch)-Vend	-	4,050	4,050	2,288	1,762
Contract Services - (Between Home and Sch) - Joint Agrmts	-	-	-	-	-
Contr Serv (Spl. Ed. Students) - Vendors	-	-	-	-	-
Contr Serv (Spl. Ed. Students) - Joint Agrmt	-	-	-	-	-
Contr Serv (Regular Students) - ESCs & CTSA	-	-	-	-	-
Contr Serv (Spl. Ed. Students) - ESCs & CTSA	-	-	-	-	-
Contr Serv. - Aid in Lieu Payments	-	-	-	-	-
Misc. Purchased Serv. - Transportation	-	-	-	-	-
Supplies and Materials	-	-	-	-	-
Miscellaneous Expenditures	-	-	-	-	-
Total Undist. Expend. - Student Transportation Serv.	-	4,050	4,050	2,288	1,762

Continued

**PATERSON PUBLIC SCHOOLS
 BLENDED RESOURCE FUND 15
 SCHEDULE OF BLENDED EXPENDITURES-BUDGET AND ACTUAL
 FOR THE FISCAL YEAR ENDED JUNE 30, 2009**

<u>School: No. 27</u>	<u>Original Budget</u>	<u>Budget Transfers</u>	<u>Final Budget</u>	<u>Actual</u>	<u>Variance Final to Actual</u>
Undist. Expend. - Business and Other Support Serv.					
Increase in Sale/Lease-back Reserve	-	-	-	-	-
Salaries	-	-	-	-	-
Purchased Professional Services	-	-	-	-	-
Purchased Technical Services	-	-	-	-	-
Other Purchased Services (400-500 series Oth Residential Costs)	-	-	-	-	-
Sale/Lease-back Payments	-	-	-	-	-
Supplies and Materials	-	-	-	-	-
Interest on Current Loan	-	-	-	-	-
Interest on Lease Purchase Agreements	-	-	-	-	-
Miscellaneous Expenditures	-	-	-	-	-
Total Undist. Expend. - Business and Other Support Serv.	-	-	-	-	-
UNALLOCATED BENEFITS					
Group Insurance	-	-	-	-	-
Social Security Contributions	\$ 91,172	-	\$ 91,172	\$ 60,322	\$ 30,850
T.P.A.F. Contributions - ERIP	-	-	-	-	-
Other Retirement Contributions - Regular	-	-	-	-	-
Other Retirement Contributions - ERIP	-	-	-	-	-
Unemployment Compensation	-	-	-	-	-
Workmen's Compensation	-	-	-	-	-
Health Benefits	1,048,196	\$ 57,095	1,105,291	1,086,195	19,096
Tuition Reimbursement	-	-	-	-	-
Other Employee Benefits	-	-	-	-	-
TOTAL UNALLOCATED BENEFITS	1,139,368	57,095	1,196,463	1,146,517	49,946
On-behalf TPAF pension Contributions (non-budgeted)	-	-	-	-	-
Reimbursed TPAF Social Security Contributions (non-budgeted)	-	-	-	-	-
TOTAL ON-BEHALF CONTRIBUTIONS	-	-	-	-	-
TOTAL PERSONAL SERVICES - EMPLOYEE BENEFITS	1,139,368	57,095	1,196,463	1,146,517	49,946
Undistributed Expenditures - Food Services					
Transfers to Cover Deficit (Enterprise Fund)	-	-	-	-	-
TOTAL UNDISTRIBUTED EXPENDITURES	2,157,266	32,072	2,189,338	2,053,834	135,504
TOTAL SCHOOL BASED BUDGET CURRENT EXPENSE	6,520,350	108,056	6,628,406	6,378,498	249,908
CAPITAL OUTLAY					
Equipment					
Regular Program - Instruction:					
Kindergarten	-	-	-	-	-
Grades 1-5	-	-	-	-	-
Grades 6-8	-	-	-	-	-
Grades 9-12	-	-	-	-	-
Home Instruction	-	-	-	-	-
Special Education - Instruction:					
Cognitive - Mild	-	-	-	-	-
Cognitive - Moderate	-	-	-	-	-
Learning and/or Language Disabilities	-	-	-	-	-
Visual Impairments	-	-	-	-	-
Auditory Impairments	-	-	-	-	-
Behavioral Disabilities	-	-	-	-	-
Multiple Disabilities	-	-	-	-	-
Resource Room/Resource Center	-	-	-	-	-
Autism	-	-	-	-	-
Preschool Disabilities - Part-Time	-	-	-	-	-
Preschool Disabilities - Full-Time	-	-	-	-	-
Home Instruction	-	-	-	-	-
Cognitive - Severe	-	-	-	-	-

Continued

**PATERSON PUBLIC SCHOOLS
 BLENDED RESOURCE FUND 15
 SCHEDULE OF BLENDED EXPENDITURES-BUDGET AND ACTUAL
 FOR THE FISCAL YEAR ENDED JUNE 30, 2009**

<u>School: No. 27</u>	Original Budget	Budget Transfers	Final Budget	Actual	Variance Final to Actual
Basic Skills/Remedial - Instruction	-	-	-	-	-
Bilingual Education - Instruction	-	-	-	-	-
Vocational Programs - Local - Instruction	-	-	-	-	-
School-Sponsored and Other Instructional Program	-	-	-	-	-
Undistributed Expenditures - Instruction	-	-	-	-	-
Undist.Expend.-Support Serv.-Students - Reg.	-	-	-	-	-
Undist.Expend.-Support Serv. - Related & Extraordinary	-	-	-	-	-
Undist.Expend.-Support Serv.-Students - Special	-	-	-	-	-
Undist.Expend.-Support Serv. - Inst. Staff	-	-	-	-	-
Undistributed Expenditures - General Admin.	-	-	-	-	-
Undistributed Expenditures - School Admin.	-	-	-	-	-
Undistributed Expenditures - Operation of Plant Services	-	-	-	-	-
Undistributed Expenditures - Student Trans. - Non Inst. Equip	-	-	-	-	-
School Buses - Regular	-	-	-	-	-
School Buses - Special	-	-	-	-	-
Undistributed Expenditures - Business/Other Support Serv.	-	-	-	-	-
Undistributed Expenditures - Non Inst. Serv.	-	-	-	-	-
Special Schools (All Programs)	-	-	-	-	-
Total Equipment	-	-	-	-	-
Facilities Acquisition and Construction Services	-	-	-	-	-
Salaries	-	-	-	-	-
Legal Services	-	-	-	-	-
Other Purchased Prof. and Tech. Services	-	-	-	-	-
Construction Services	-	-	-	-	-
General Supplies	-	-	-	-	-
Land and Improvements	-	-	-	-	-
Lease Purchase Agreements - Principal	-	-	-	-	-
Buildings Other than Lease Purchase Agreement	-	-	-	-	-
Other Objects	-	-	-	-	-
Facilities Grant - Transfer to Special Revenue	-	-	-	-	-
Total Facilities Acquisition and Construction Services	-	-	-	-	-
Capital Reserve - Transfer to Capital Projects	-	-	-	-	-
Capital Reserve - Transfer to Debt Service	-	-	-	-	-
Assets Acquired Under Capital Leases (non-budgeted)	-	-	-	-	-
Undistributed Expenditures:	-	-	-	-	-
General Administration	-	-	-	-	-
School Administration	-	-	-	-	-
Assets Acquired Under Capital Leases (non-budgeted)	-	-	-	-	-
TOTAL CAPITAL OUTLAY	-	-	-	-	-
SPECIAL SCHOOLS	-	-	-	-	-
Summer School - Instruction	-	-	-	-	-
Salaries of Teachers	-	-	-	-	-
Other Salaries for Instruction	-	-	-	-	-
Purchased Professional and Technical Services	-	-	-	-	-
Other Purchased Services (400-500 series)	-	-	-	-	-
General Supplies	-	-	-	-	-
Textbooks	-	-	-	-	-
Other Objects	-	-	-	-	-
Total Summer School - Instruction	-	-	-	-	-

Continued

**PATERSON PUBLIC SCHOOLS
 BLENDED RESOURCE FUND 15
 SCHEDULE OF BLENDED EXPENDITURES-BUDGET AND ACTUAL
 FOR THE FISCAL YEAR ENDED JUNE 30, 2009**

<u>School: No. 27</u>	<u>Original Budget</u>	<u>Budget Transfers</u>	<u>Final Budget</u>	<u>Actual</u>	<u>Variance Final to Actual</u>
Summer School - Support Services					
Salaries	-	-	-	-	-
Personal Services - Employee Benefits	-	-	-	-	-
Purchased Professional and Technical Services	-	-	-	-	-
Other Purchased Services (400-500 series)	-	-	-	-	-
Supplies and Materials	-	-	-	-	-
Other Objects	-	-	-	-	-
Total Summer School - Support Services	-	-	-	-	-
Total Summer School	-	-	-	-	-
Other Special Schools - Instruction					
Salaries of Teachers	-	-	-	-	-
Other Salaries for Instruction	-	-	-	-	-
Purchased Professional and Technical Services	-	-	-	-	-
Other Purchased Services (400-500 series)	-	-	-	-	-
General Supplies	-	-	-	-	-
Textbooks	-	-	-	-	-
Other Objects	-	-	-	-	-
Total Other Special Schools - Instruction	-	-	-	-	-
Other Special Schools - Support Services					
Salaries	-	-	-	-	-
Personal Services - Employee Benefits	-	-	-	-	-
Purchased Professional and Technical Services	-	-	-	-	-
Other Purchased Services (400-500 series)	-	-	-	-	-
Supplies and Materials	-	-	-	-	-
Other Objects	-	-	-	-	-
Total Other Special Schools - Support Services	-	-	-	-	-
Total Other Special Schools	-	-	-	-	-
Accred. Even./Adult H.S./Post-Grad.-Inst.					
Salaries of Teachers	-	-	-	-	-
Other Salaries for Instruction	-	-	-	-	-
Purchased Professional and Technical Services	-	-	-	-	-
Other Purchased Services (400-500 series)	-	-	-	-	-
General Supplies	-	-	-	-	-
Textbooks	-	-	-	-	-
Other Objects	-	-	-	-	-
Total Accred. Even./Adult H.S./Post-Grad.-Inst.	-	-	-	-	-
Accred. Even./Adult H.S./Post-Grad.-Supp. Service					
Salaries	-	-	-	-	-
Personal Services - Employee Benefits	-	-	-	-	-
Purchased Professional and Technical Services	-	-	-	-	-
Other Purchased Services (400-500 series)	-	-	-	-	-
Supplies and Materials	-	-	-	-	-
Other Objects	-	-	-	-	-
Total Accred. Even./Adult H.S./Post-Grad.-Supp. Service	-	-	-	-	-
Total Accred. Even./Adult H.S./Post-Grad.	-	-	-	-	-
Adult Education-Local-Instruction					
Salaries of Teachers	-	-	-	-	-
Other Salaries for Instruction	-	-	-	-	-
Purchased Professional and Technical Services	-	-	-	-	-
Other Purchased Services (400-500 series)	-	-	-	-	-
General Supplies	-	-	-	-	-
Textbooks	-	-	-	-	-
Other Objects	-	-	-	-	-
Total Adult Education-Local-Instruction	-	-	-	-	-

Continued

PATERSON PUBLIC SCHOOLS
BLENDED RESOURCE FUND 15
SCHEDULE OF BLENDED EXPENDITURES-BUDGET AND ACTUAL
FOR THE FISCAL YEAR ENDED JUNE 30, 2009

<u>School: No. 27</u>	<u>Original Budget</u>	<u>Budget Transfers</u>	<u>Final Budget</u>	<u>Actual</u>	<u>Variance Final to Actual</u>
Adult Education-Local -Support Serv.					
Salaries	-	-	-	-	-
Personal Services - Employee Benefits	-	-	-	-	-
Purchased Professional and Technical Services	-	-	-	-	-
Other Purchased Services (400-500 series)	-	-	-	-	-
Supplies and Materials	-	-	-	-	-
Other Objects	-	-	-	-	-
Total Adult Education-Local -Support Serv.	-	-	-	-	-
Total Adult Education-Local	-	-	-	-	-
Vocational Evening-Local-Instruction					
Salaries of Teachers	-	-	-	-	-
Other Salaries for Instruction	-	-	-	-	-
Purchased Professional and Technical Services	-	-	-	-	-
Other Purchased Services (400-500 series)	-	-	-	-	-
General Supplies	-	-	-	-	-
Textbooks	-	-	-	-	-
Other Objects	-	-	-	-	-
Total Vocational Evening-Local-Instruction	-	-	-	-	-
Vocational Evening-Local-Support Serv.					
Salaries	-	-	-	-	-
Personal Services - Employee Benefits	-	-	-	-	-
Purchased Professional and Technical Services	-	-	-	-	-
Other Purchased Services (400-500 series)	-	-	-	-	-
Supplies and Materials	-	-	-	-	-
Other Objects	-	-	-	-	-
Total Vocational Evening-Local-Support Serv.	-	-	-	-	-
Total Vocational Evening-Local	-	-	-	-	-
Even.-Sch.-Foreign-Born-Local-Inst.					
Salaries of Teachers	-	-	-	-	-
Other Salaries for Instruction	-	-	-	-	-
Purchased Professional and Technical Services	-	-	-	-	-
Other Purchased Services (400-500 series)	-	-	-	-	-
General Supplies	-	-	-	-	-
Textbooks	-	-	-	-	-
Other Objects	-	-	-	-	-
Total Even.-Sch.-Foreign-Born-Local-Inst.	-	-	-	-	-
Even.-Sch.-Foreign-Born-Local-Sup. Serv.					
Salaries	-	-	-	-	-
Personal Services - Employee Benefits	-	-	-	-	-
Purchased Professional and Technical Services	-	-	-	-	-
Other Purchased Services (400-500 series)	-	-	-	-	-
Supplies and Materials	-	-	-	-	-
Other Objects	-	-	-	-	-
Total Even.-Sch.-Foreign-Born-Local-Sup. Serv.	-	-	-	-	-
Total Even.-Sch.-Foreign-Born-Local	-	-	-	-	-
TOTAL SPECIAL SCHOOLS	-	-	-	-	-
Transfer of Funds to Charter Schools	-	-	-	-	-
TOTAL SCHOOL BASED EXPENDITURES	\$ 6,520,350	\$ 108,056	\$ 6,628,406	\$ 6,378,498	\$ 249,908

Continued

**PATERSON PUBLIC SCHOOLS
 BLENDED RESOURCE FUND 15
 SCHEDULE OF BLENDED EXPENDITURES-BUDGET AND ACTUAL
 FOR THE FISCAL YEAR ENDED JUNE 30, 2009**

<u>School: No. 27</u>	<u>Original Budget</u>	<u>Budget Transfers</u>	<u>Final Budget</u>	<u>Actual</u>	<u>Variance Final to Actual</u>
Other Financing Sources:					
Operating Transfer In	\$ 6,520,350	\$ 108,056	\$ 6,628,406	\$ 6,378,498	\$ 249,908
Operating Transfer Out:					
Transfer to Food Service Fund - Board Contribution	-	-	-	-	-
Capital Leases (non-budgeted)	-	-	-	-	-
Total Other Financing Sources:	<u>6,520,350</u>	<u>108,056</u>	<u>6,628,406</u>	<u>6,378,498</u>	<u>249,908</u>
Excess (Deficiency) of Other Financing Sources Over (Under) Expenditures and Other Financing (Uses)	-	-	-	-	-
Fund Balance, July 1	-	-	-	-	-
Fund Balance, June 30	<u>\$ -</u>	<u>\$ -</u>	<u>\$ -</u>	<u>\$ -</u>	<u>\$ -</u>

Continued

PATERSON PUBLIC SCHOOLS
BLENDED RESOURCE FUND 15
SCHEDULE OF BLENDED EXPENDITURES-BUDGET AND ACTUAL
FOR THE FISCAL YEAR ENDED JUNE 30, 2009

School: No. 28	Original Budget	Budget Transfers	Final Budget	Actual	Variance Final to Actual
REGULAR PROGRAMS - INSTRUCTION					
Regular Programs - Instruction					
Kindergarten - Salaries of Teachers	\$ 301,550	-	\$ 301,550	\$ 300,170	\$ 1,380
Grades 1-5 - Salaries of Teachers	1,728,066	\$ (42,161)	1,685,905	1,672,680	13,225
Grades 6-8 - Salaries of Teachers		-			-
Grades 9-12 - Salaries of Teachers		-			-
Regular Programs - Home Instruction:					
Salaries of Teachers		-			-
Other Salaries for Instruction		-			-
Purchased Professional-Educational Services		-			-
Purchased Technical Services		-			-
Other Purchased Services (400-500 series)		-			-
General Supplies		-			-
Textbooks		-			-
Other Objects		-			-
Regular Programs - Undistributed Instruction					
Other Salaries for Instruction	140,446	(21,733)	118,713	118,713	-
Purchased Professional-Educational Services		-			-
Purchased Technical Services		-			-
Other Purchased Services (400-500 series)		-			-
General Supplies	72,267	-	72,267	67,648	4,619
Textbooks	13,807	-	13,807	13,530	277
Other Objects		3,472	3,472	2,849	623
TOTAL REGULAR PROGRAMS - INSTRUCTION	2,256,136	(60,422)	2,195,714	2,175,590	20,124
SPECIAL EDUCATION - INSTRUCTION					
Cognitive - Mild:					
Salaries of Teachers	49,572	1,900	51,472	51,472	-
Other Salaries for Instruction	91,922	(41,669)	50,253	46,885	3,368
Purchased Professional-Educational Services		-			-
Purchased Technical Services		-			-
Other Purchased Services (400-500 series)		-			-
General Supplies	6,551	-	6,551	6,107	444
Textbooks		-			-
Other Objects	100	-	100	-	100
Total Cognitive - Mild	148,145	(39,769)	108,376	104,464	3,912
Cognitive - Moderate:					
Salaries of Teachers	61,754	-	61,754	60,159	1,595
Other Salaries for Instruction	44,059	-	44,059	42,743	1,316
Purchased Professional-Educational Services		-			-
Purchased Technical Services		-			-
Other Purchased Services (400-500 series)		-			-
General Supplies		-			-
Textbooks		-			-
Other Objects		-			-
Total Cognitive - Moderate	105,813	-	105,813	102,902	2,911
Learning and/or Language Disabilities:					
Salaries of Teachers	49,572	-	49,572	48,993	579
Other Salaries for Instruction	115,023	14,887	129,910	111,978	17,932
Purchased Professional-Educational Services		-			-
Purchased Technical Services		-			-
Other Purchased Services (400-500 series)		-			-
General Supplies	6,608	304	6,912	6,282	630
Textbooks	2,634	-	2,634	2,620	14
Other Objects	100	-	100	-	100
Total Learning and/or Language Disabilities	173,937	15,191	189,128	169,873	19,255

Continued

PATERSON PUBLIC SCHOOLS
BLENDED RESOURCE FUND 15
SCHEDULE OF BLENDED EXPENDITURES-BUDGET AND ACTUAL
FOR THE FISCAL YEAR ENDED JUNE 30, 2009

<u>School: No. 28</u>	<u>Original Budget</u>	<u>Budget Transfers</u>	<u>Final Budget</u>	<u>Actual</u>	<u>Variance Final to Actual</u>
Visual Impairments:					
Salaries of Teachers	-	-	-	-	-
Other Salaries for Instruction	-	-	-	-	-
Purchased Professional-Educational Services	-	-	-	-	-
Purchased Technical Services	-	-	-	-	-
Other Purchased Services (400-500 series)	-	-	-	-	-
General Supplies	-	-	-	-	-
Textbooks	-	-	-	-	-
Other Objects	-	-	-	-	-
Total Visual Impairments	-	-	-	-	-
Auditory Impairments:					
Salaries of Teachers	-	-	-	-	-
Other Salaries for Instruction	-	-	-	-	-
Purchased Professional-Educational Services	-	-	-	-	-
Purchased Technical Services	-	-	-	-	-
Other Purchased Services (400-500 series)	-	-	-	-	-
General Supplies	-	-	-	-	-
Textbooks	-	-	-	-	-
Other Objects	-	-	-	-	-
Total Auditory Impairments	-	-	-	-	-
Behavioral Disabilities:					
Salaries of Teachers	\$ 155,787	-	\$ 155,787	\$ 145,824	\$ 9,963
Other Salaries for Instruction	91,004	\$ 18,201	109,205	109,205	-
Purchased Professional-Educational Services	-	-	-	-	-
Purchased Technical Services	-	-	-	-	-
Other Purchased Services (400-500 series)	-	-	-	-	-
General Supplies	8,440	304	8,744	8,206	538
Textbooks	1,521	-	1,521	739	782
Other Objects	100	-	100	-	100
Total Behavioral Disabilities	256,852	18,505	275,357	263,974	11,383
Multiple Disabilities:					
Salaries of Teachers	106,839	-	106,839	105,839	1,000
Other Salaries for Instruction	28,549	-	28,549	27,616	933
Purchased Professional-Educational Services	-	-	-	-	-
Purchased Technical Services	-	-	-	-	-
Other Purchased Services (400-500 series)	-	-	-	-	-
General Supplies	6,508	-	6,508	6,137	371
Textbooks	2,135	-	2,135	2,083	52
Other Objects	100	-	100	-	100
Total Multiple Disabilities	144,131	-	144,131	141,675	2,456
Resource Room/Resource Center:					
Salaries of Teachers	201,111	-	201,111	197,004	4,107
Other Salaries for Instruction	-	-	-	-	-
Purchased Professional-Educational Services	-	-	-	-	-
Purchased Technical Services	-	-	-	-	-
Other Purchased Services (400-500 series)	-	-	-	-	-
General Supplies	104	304	408	104	304
Textbooks	-	-	-	-	-
Other Objects	-	-	-	-	-
Total Resource Room/Resource Center	201,215	304	201,519	197,108	4,411

Continued

PATERSON PUBLIC SCHOOLS
BLENDED RESOURCE FUND 15
SCHEDULE OF BLENDED EXPENDITURES-BUDGET AND ACTUAL
FOR THE FISCAL YEAR ENDED JUNE 30, 2009

<u>School: No. 28</u>	<u>Original Budget</u>	<u>Budget Transfers</u>	<u>Final Budget</u>	<u>Actual</u>	<u>Variance Final to Actual</u>
Autism:					
Salaries of Teachers	-	-	-	-	-
Other Salaries for Instruction	-	-	-	-	-
Purchased Professional-Educational Services	-	-	-	-	-
Purchased Technical Services	-	-	-	-	-
Other Purchased Services (400-500 series)	-	-	-	-	-
General Supplies	-	-	-	-	-
Textbooks	-	-	-	-	-
Other Objects	-	-	-	-	-
Total Autism	-	-	-	-	-
Preschool Disabilities - Part-Time:					
Salaries of Teachers	-	-	-	-	-
Other Salaries for Instruction	-	-	-	-	-
Purchased Professional-Educational Services	-	-	-	-	-
Purchased Technical Services	-	-	-	-	-
Other Purchased Services (400-500 series)	-	-	-	-	-
General Supplies	-	-	-	-	-
Textbooks	-	-	-	-	-
Other Objects	-	-	-	-	-
Total Preschool Disabilities - Part-Time	-	-	-	-	-
Preschool Disabilities - Full-Time:					
Salaries of Teachers	-	-	-	-	-
Other Salaries for Instruction	-	-	-	-	-
Purchased Professional-Educational Services	-	-	-	-	-
Purchased Technical Services	-	-	-	-	-
Other Purchased Services (400-500 series)	-	-	-	-	-
General Supplies	-	-	-	-	-
Textbooks	-	-	-	-	-
Other Objects	-	-	-	-	-
Total Preschool Disabilities - Full-Time:	-	-	-	-	-
Home Instruction:					
Salaries of Teachers	-	-	-	-	-
Other Salaries for Instruction	-	-	-	-	-
Purchased Professional-Educational Services	-	-	-	-	-
Purchased Technical Services	-	-	-	-	-
Other Purchased Services (400-500 series)	-	-	-	-	-
General Supplies	-	-	-	-	-
Textbooks	-	-	-	-	-
Other Objects	-	-	-	-	-
Total Home Instruction	-	-	-	-	-
Cognitive - Severe:					
Salaries of Teachers	-	-	-	-	-
Other Salaries for Instruction	-	-	-	-	-
Purchased Professional-Educational Services	-	-	-	-	-
Purchased Technical Services	-	-	-	-	-
Other Purchased Services (400-500 series)	-	-	-	-	-
General Supplies	-	-	-	-	-
Textbooks	-	-	-	-	-
Other Objects	-	-	-	-	-
Total Cognitive - Severe	-	-	-	-	-
TOTAL SPECIAL EDUCATION - INSTRUCTION	1,030,093	(5,769)	1,024,324	979,996	44,328

Continued

**PATERSON PUBLIC SCHOOLS
 BLENDED RESOURCE FUND 15
 SCHEDULE OF BLENDED EXPENDITURES-BUDGET AND ACTUAL
 FOR THE FISCAL YEAR ENDED JUNE 30, 2009**

<u>School: No. 28</u>	Original Budget	Budget Transfers	Final Budget	Actual	Variance Final to Actual
Basic Skills/Remedial - Instruction					
Salaries of Teachers	-	-	-	-	-
Other Salaries for Instruction	-	-	-	-	-
Purchased Professional-Educational Services	-	-	-	-	-
Purchased Technical Services	-	-	-	-	-
Other Purchased Services (400-500 series)	-	-	-	-	-
General Supplies	-	-	-	-	-
Textbooks	-	-	-	-	-
Other Objects	-	-	-	-	-
Total Basic Skills/Remedial - Instruction	-	-	-	-	-
Bilingual Education - Instruction					
Salaries of Teachers	\$ 104,000	\$ (3,733)	\$ 100,267	\$ 100,267	-
Other Salaries for Instruction	-	-	-	-	-
Purchased Professional-Educational Services	-	-	-	-	-
Purchased Technical Services	-	-	-	-	-
Other Purchased Services (400-500 series)	-	-	-	-	-
General Supplies	1,410	-	1,410	1,062	\$ 348
Textbooks	-	-	-	-	-
Other Objects	-	-	-	-	-
Total Bilingual Education - Instruction	105,410	(3,733)	101,677	101,329	348
Vocational Programs - Local - Instruction					
Salaries of Teachers	-	-	-	-	-
Other Salaries for Instruction	-	-	-	-	-
Purchased Professional-Educational Services	-	-	-	-	-
Purchased Technical Services	-	-	-	-	-
Other Purchased Services (400-500 series)	-	-	-	-	-
General Supplies	-	-	-	-	-
Textbooks	-	-	-	-	-
Other Objects	-	-	-	-	-
Total Vocational Programs - Local - Instruction	-	-	-	-	-
School-Spon. Cocurricular Actvts. - Inst.					
Salaries	-	-	-	-	-
Purchased Services (300-500 series)	-	-	-	-	-
Supplies and Materials	-	-	-	-	-
Other Objects	-	-	-	-	-
Transfers to Cover Deficit (Agency Funds)	-	-	-	-	-
Total School-Spon. Cocurricular Actvts. - Inst.	-	-	-	-	-
School-Spon. Cocurricular Athletics - Inst.					
Salaries	-	-	-	-	-
Purchased Services (300-500 series)	-	-	-	-	-
Supplies and Materials	-	-	-	-	-
Other Objects	-	-	-	-	-
Transfers to Cover Deficit (Agency Funds)	-	-	-	-	-
Total School-Spon. Cocurricular Athletics - Inst.	-	-	-	-	-
Other Instructional Programs - Instruction					
Salaries	-	-	-	-	-
Purchased Services (300-500 series)	-	-	-	-	-
Supplies and Materials	-	-	-	-	-
Other Objects	-	-	-	-	-
Transfers to Cover Deficit (Agency Funds)	-	-	-	-	-
Total Other Instructional Programs - Instruction	-	-	-	-	-

PATERSON PUBLIC SCHOOLS
BLENDED RESOURCE FUND 15
SCHEDULE OF BLENDED EXPENDITURES-BUDGET AND ACTUAL
FOR THE FISCAL YEAR ENDED JUNE 30, 2009

<u>School: No. 28</u>	Original Budget	Budget Transfers	Final Budget	Actual	Variance Final to Actual
Community Services Programs/Operations					
Salaries	-	-	-	-	-
Purchased Services (300-500 series)	-	-	-	-	-
Supplies and Materials	-	-	-	-	-
Other Objects	-	-	-	-	-
Transfers to Cover Deficit (Agency Funds)	-	-	-	-	-
Total Community Services/Operations	-	-	-	-	-
Total Instruction	\$ 3,391,639	\$ (69,924)	\$ 3,321,715	\$ 3,256,915	\$ 64,800
Undistributed Expenditures - Instruction:					
Tuition to Other LEAs Within the State - Regular	-	-	-	-	-
Tuition to Other LEAs Within the Stat - Special	-	-	-	-	-
Tuition to County Voc. School Dist. - Regular	-	-	-	-	-
Tuition to County Voc. School Dist. - Special	-	-	-	-	-
Tuition to CSSD & Regional Day Schools	-	-	-	-	-
Tuition to Private Schools for the Disabled - Within State	-	-	-	-	-
Tuition to Private Schools for the Disabled & Oth LEAS - Spl, O/S	-	-	-	-	-
Tuition - State Facilities	-	-	-	-	-
Tuition - Other	-	-	-	-	-
Total Undistributed Expenditures - Instruction:	-	-	-	-	-
Undistributed Expend. - Attend. & Social Work					
Salaries	74,688	-	74,688	67,622	7,066
Purchased Professional and Technical Services	-	-	-	-	-
Other Purchased Services (400-500 series)	-	-	-	-	-
Supplies and Materials	400	-	400	47	353
Other Objects	-	-	-	-	-
Total Undistributed Expend. - Attend. & Social Work	75,088	-	75,088	67,669	7,419
Undistributed Expenditures - Health Services					
Salaries	63,834	-	63,834	57,234	6,600
Purchased Professional and Technical Services	-	-	-	-	-
Other Purchased Services (400-500 series)	-	-	-	-	-
Supplies and Materials	304	-	304	299	5
Other Objects	-	-	-	-	-
Total Undistributed Expenditures - Health Services	64,138	-	64,138	57,533	6,605
Undist. Expend. - Other Supp. Serv. Students - Related Serv.					
Salaries	-	-	-	-	-
Purchased Professional - Educational Services	-	-	-	-	-
Supplies and Materials	-	-	-	-	-
Other Objects	-	-	-	-	-
Total Undist. Expend. - Other Supp. Serv. Students - Related Serv.	-	-	-	-	-
Undist. Expend. - Other Supp. Serv. Students - Extra Serv.					
Salaries	-	-	-	-	-
Purchased Professional - Educational Services	-	-	-	-	-
Supplies and Materials	-	-	-	-	-
Other Objects	-	-	-	-	-
Total Undist. Expend. - Other Supp. Serv. Students - Extra Serv.	-	-	-	-	-
Undist. Expend. - Other Supp. Serv. Students-Reg.					
Salaries	62,586	-	62,586	60,991	1,595
Salaries of Secretarial and Clerical Assistants	-	-	-	-	-
Other Salaries	-	-	-	-	-
Purchased Professional - Educational Services	-	-	-	-	-
Other Purchased Prof. and Tech. Services	-	-	-	-	-
Other Purchased Services (400-500 series)	-	-	-	-	-
Supplies and Materials	-	-	-	-	-
Other Objects	-	-	-	-	-
Total Undist. Expend. - Other Supp. Serv. Students-Reg.	62,586	-	62,586	60,991	1,595

Continued

PATERSON PUBLIC SCHOOLS
BLENDED RESOURCE FUND 15
SCHEDULE OF BLENDED EXPENDITURES-BUDGET AND ACTUAL
FOR THE FISCAL YEAR ENDED JUNE 30, 2009

<u>School: No. 28</u>	<u>Original Budget</u>	<u>Budget Transfers</u>	<u>Final Budget</u>	<u>Actual</u>	<u>Variance Final to Actual</u>
Undist. Expend. - Other Supp. Serv. Students -Spl.					
Salaries of Other Professional Staff	-	-	-	-	-
Salaries of Secretarial and Clerical Assistants	-	-	-	-	-
Other Salaries	-	-	-	-	-
Purchased Professional - Educational Services	-	-	-	-	-
Other Purchased Prof. and Tech. Services	-	-	-	-	-
Residential Costs	-	-	-	-	-
Mis. Pur. Serv.(400-500 series O/than Residential)	-	-	-	-	-
Supplies and Materials	-	-	-	-	-
Other Objects	-	-	-	-	-
Total Undist. Expend. - Other Supp. Serv. Students -Spl.	-	-	-	-	-
Undist. Expend. - Improvement of Inst. Serv.					
Salaries of Supervisor of Instruction	-	-	-	-	-
Salaries of Other Professional Staff	\$ 99,903	-	\$ 99,903	\$ 99,903	-
Salaries of Secr and Clerical Assist.	-	-	-	-	-
Other Salaries	-	-	-	-	-
Purchased Prof- Educational Services	-	-	-	-	-
Other Purch Prof. and Tech. Services	-	-	-	-	-
Other Purch Services (400-500)	-	-	-	-	-
Supplies and Materials	2,675	-	2,675	2,300	\$ 375
Other Objects	-	-	-	-	-
Total Undist. Expend. - Improvement of Inst. Serv.	102,578	-	102,578	102,203	375
Undist. Expend. - Edu. Media Serv./Sch. Library					
Salaries	149,475	\$ 3,400	152,875	152,875	-
Purchased Professional and Technical Services	-	-	-	-	-
Other Purchased Services (400-500 series)	599	-	599	599	-
Supplies and Materials	8,135	-	8,135	7,628	507
Other Objects	-	-	-	-	-
Total Undist. Expend. - Edu. Media Serv./Sch. Library	158,209	3,400	161,609	161,102	507
Undist. Expend. - Instructional Staff Training Serv.					
Salaries of Supervisors of Instruction	-	-	-	-	-
Salaries of Other Professional Staff	-	-	-	-	-
Salaries of Secretarial and Clerical Assist	-	-	-	-	-
Other Salaries	-	-	-	-	-
Purchased Professional - Educational Serv	-	-	-	-	-
Other Purchased Prof. and Tech. Services	-	-	-	-	-
Other Purchased Services (400-500 series)	-	-	-	-	-
Supplies and Materials	-	304	304	-	304
Other Objects	-	-	-	-	-
Total Undist. Expend. - Instructional Staff Training Serv.	-	304	304	-	304
Undist. Expend. - Supp. Serv. - General Admin.					
Salaries	-	-	-	-	-
Legal Services	-	-	-	-	-
Other Purchased Professional Services	-	-	-	-	-
Purchased Technical Services	-	-	-	-	-
Communications/Telephone	-	-	-	-	-
Other Purchased Services (400-500 series)	-	-	-	-	-
Supplies and Materials	-	-	-	-	-
Judgements Against The School District	-	-	-	-	-
Miscellaneous Expenditures	-	-	-	-	-
Total Undist. Expend. - Supp. Serv. - General Admin.	-	-	-	-	-

Continued

PATERSON PUBLIC SCHOOLS
BLENDED RESOURCE FUND 15
SCHEDULE OF BLENDED EXPENDITURES-BUDGET AND ACTUAL
FOR THE FISCAL YEAR ENDED JUNE 30, 2009

<u>School: No. 28</u>	<u>Original Budget</u>	<u>Budget Transfers</u>	<u>Final Budget</u>	<u>Actual</u>	<u>Variance Final to Actual</u>
Undist. Expend. - Support Serv. - School Admin.					
Salaries of Principals/Assistant Principals	\$ 191,000	-	\$ 191,000	\$ 191,000	-
Salaries of Other Professional Staff		-			-
Salaries of Secretarial and Clerical Assistants	94,813	-	94,813	84,274	\$ 10,539
Other Salaries		-			-
Purchased Professional and Technical Services		-			-
Other Purchased Services (400-500 series)		\$ 100	100		100
Supplies and Materials	3,883	431	4,314	3,570	744
Other Objects		-			-
Total Undist. Expend. - Support Serv. - School Admin.	289,696	531	290,227	278,844	11,383
Undist. Expend. - Allowable Maintenance for School Facilities					
Salaries	-	-	-	-	-
Cleaning, Repair, and Maintenance Services	-	-	-	-	-
General Supplies	-	-	-	-	-
Other Objects	-	-	-	-	-
Total Undist. Expend. - Allowable Maintenance for School Facilities	-	-	-	-	-
Undist. Expend. - Oth. Oper. & Maint. of Plant					
Salaries	-	-	-	-	-
Purchased Professional and Technical Services	-	-	-	-	-
Cleaning, Repair and Maintenance Services	-	-	-	-	-
Rental of land & Building Other than Lease Purchases	-	-	-	-	-
Other Purchased Property Services	-	-	-	-	-
Insurance	-	-	-	-	-
Miscellaneous Purchased Services	-	-	-	-	-
General Supplies	-	-	-	-	-
Energy (Energy and Electricity)	-	-	-	-	-
Other Objects	-	-	-	-	-
Total Undist. Expend. - Other Oper. & Maint. Of Plant	-	-	-	-	-
Total Undist. Expend. - Oper. & Maint. Of Plant	-	-	-	-	-
Undist. Expend. - Student Transportation Serv.					
Sal. For Pup. Trans. (Bet. Home and School) - Regular	-	-	-	-	-
Sal. For Pup. Trans. (Bet. Home and School) - Special	-	-	-	-	-
Sal. For Pup. Trans. (Other than Bet. Home and School)	-	-	-	-	-
Management Fees - ESC & CTSA Transportation Programs	-	-	-	-	-
Other Purchased Professional and Technical Services	-	-	-	-	-
Cleaning, Repair and Maintenance Services	-	-	-	-	-
Rental Payments - School Buses	-	-	-	-	-
Lease Purchase Payments - School Buses	-	-	-	-	-
Contract Services - (Between Home and School) - Vendors	-	-	-	-	-
Contr Serv (Oth. than Bet Home & Sch)-Vend		2,296	2,296	1,814	482
Contract Services - (Between Home and Sch) - Joint Agrmts	-	-	-	-	-
Contr Serv (Spl. Ed. Students) - Vendors	-	-	-	-	-
Contr Serv (Spl. Ed. Students) - Joint Agrmt	-	-	-	-	-
Contr Serv (Regular Students) - ESCs & CTSA	-	-	-	-	-
Contr Serv (Spl. Ed. Students) - ESCs & CTSA	-	-	-	-	-
Contr Serv. - Aid in Lieu Payments	-	-	-	-	-
Misc. Purchased Serv. - Transportation	-	-	-	-	-
Supplies and Materials	-	-	-	-	-
Miscellaneous Expenditures	-	-	-	-	-
Total Undist. Expend. - Student Transportation Serv.	-	2,296	2,296	1,814	482

Continued

**PATERSON PUBLIC SCHOOLS
 BLENDED RESOURCE FUND 15
 SCHEDULE OF BLENDED EXPENDITURES-BUDGET AND ACTUAL
 FOR THE FISCAL YEAR ENDED JUNE 30, 2009**

<u>School: No. 28</u>	Original Budget	Budget Transfers	Final Budget	Actual	Variance Final to Actual
Undist. Expend. - Business and Other Support Serv.					
Increase in Sale/Lease-back Reserve	-	-	-	-	-
Salaries	-	-	-	-	-
Purchased Professional Services	-	-	-	-	-
Purchased Technical Services	-	-	-	-	-
Other Purchased Services (400-500 series Oth Residential Costs)	-	-	-	-	-
Sale/Lease-back Payments	-	-	-	-	-
Supplies and Materials	-	-	-	-	-
Interest on Current Loan	-	-	-	-	-
Interest on Lease Purchase Agreements	-	-	-	-	-
Miscellaneous Expenditures	-	-	-	-	-
Total Undist. Expend. - Business and Other Support Serv.	-	-	-	-	-
UNALLOCATED BENEFITS					
Group Insurance	-	-	-	-	-
Social Security Contributions	\$ 83,954	\$ (4,036)	\$ 79,918	\$ 60,481	\$ 19,437
T.P.A.F. Contributions - ERIP	-	-	-	-	-
Other Retirement Contributions - Regular	-	-	-	-	-
Other Retirement Contributions - ERIP	-	-	-	-	-
Unemployment Compensation	-	-	-	-	-
Workmen's Compensation	-	-	-	-	-
Health Benefits	776,258	(17,420)	758,838	722,324	36,514
Tuition Reimbursement	-	-	-	-	-
Other Employee Benefits	-	-	-	-	-
TOTAL UNALLOCATED BENEFITS	860,212	(21,456)	838,756	782,805	55,951
On-behalf TPAF pension Contributions (non-budgeted)	-	-	-	-	-
Reimbursed TPAF Social Security Contributions (non-budgeted)	-	-	-	-	-
TOTAL ON-BEHALF CONTRIBUTIONS	-	-	-	-	-
TOTAL PERSONAL SERVICES - EMPLOYEE BENEFITS	860,212	(21,456)	838,756	782,805	55,951
Undistributed Expenditures - Food Services					
Transfers to Cover Deficit (Enterprise Fund)	-	-	-	-	-
TOTAL UNDISTRIBUTED EXPENDITURES	1,612,507	(14,925)	1,597,582	1,512,961	84,621
TOTAL SCHOOL BASED BUDGET CURRENT EXPENSE	5,004,146	(84,849)	4,919,297	4,769,876	149,421
CAPITAL OUTLAY					
Equipment					
Regular Program - Instruction:					
Kindergarten	-	-	-	-	-
Grades 1-5	-	-	-	-	-
Grades 6-8	-	-	-	-	-
Grades 9-12	-	-	-	-	-
Home Instruction	-	-	-	-	-
Special Education - Instruction:					
Cognitive - Mild	-	-	-	-	-
Cognitive - Moderate	-	-	-	-	-
Learning and/or Language Disabilities	-	-	-	-	-
Visual Impairments	-	-	-	-	-
Auditory Impairments	-	-	-	-	-
Behavioral Disabilities	-	-	-	-	-
Multiple Disabilities	-	-	-	-	-
Resource Room/Resource Center	-	-	-	-	-
Autism	-	-	-	-	-
Preschool Disabilities - Part-Time	-	-	-	-	-
Preschool Disabilities - Full-Time	-	-	-	-	-
Home Instruction	-	-	-	-	-
Cognitive - Severe	-	-	-	-	-

Continued

**PATERSON PUBLIC SCHOOLS
 BLENDED RESOURCE FUND 15
 SCHEDULE OF BLENDED EXPENDITURES-BUDGET AND ACTUAL
 FOR THE FISCAL YEAR ENDED JUNE 30, 2009**

<u>School: No. 28</u>	Original Budget	Budget Transfers	Final Budget	Actual	Variance Final to Actual
Basic Skills/Remedial - Instruction	-	-	-	-	-
Bilingual Education - Instruction	-	-	-	-	-
Vocational Programs - Local - Instruction	-	-	-	-	-
School-Sponsored and Other Instructional Program	-	-	-	-	-
Undistributed Expenditures - Instruction	-	-	-	-	-
Undist.Expend.-Support Serv.-Students - Reg.	-	-	-	-	-
Undist.Expend.-Support Serv. - Related & Extraordinary	-	-	-	-	-
Undist.Expend.-Support Serv.-Students - Special	-	-	-	-	-
Undist.Expend.-Support Serv. - Inst. Staff	-	-	-	-	-
Undistributed Expenditures - General Admin.	-	-	-	-	-
Undistributed Expenditures - School Admin.	-	-	-	-	-
Undistributed Expenditures - Operation of Plant Services	-	-	-	-	-
Undistributed Expenditures - Student Trans. - Non Inst. Equip	-	-	-	-	-
School Buses - Regular	-	-	-	-	-
School Buses - Special	-	-	-	-	-
Undistributed Expenditures - Business/Other Support Serv.	-	-	-	-	-
Undistributed Expenditures - Non Inst. Serv.	-	-	-	-	-
Special Schools (All Programs)	-	-	-	-	-
Total Equipment	-	-	-	-	-
Facilities Acquisition and Construction Services	-	-	-	-	-
Salaries	-	-	-	-	-
Legal Services	-	-	-	-	-
Other Purchased Prof. and Tech. Services	-	-	-	-	-
Construction Services	-	-	-	-	-
General Supplies	-	-	-	-	-
Land and Improvements	-	-	-	-	-
Lease Purchase Agreements - Principal	-	-	-	-	-
Buildings Other than Lease Purchase Agreement	-	-	-	-	-
Other Objects	-	-	-	-	-
Facilities Grant - Transfer to Special Revenue	-	-	-	-	-
Total Facilities Acquisition and Construction Services	-	-	-	-	-
Capital Reserve - Transfer to Capital Projects	-	-	-	-	-
Capital Reserve - Transfer to Debt Service	-	-	-	-	-
Assets Acquired Under Capital Leases (non-budgeted)	-	-	-	-	-
Undistributed Expenditures:	-	-	-	-	-
General Administration	-	-	-	-	-
School Administration	-	-	-	-	-
Assets Acquired Under Capital Leases (non-budgeted)	-	-	-	-	-
TOTAL CAPITAL OUTLAY	-	-	-	-	-
SPECIAL SCHOOLS	-	-	-	-	-
Summer School - Instruction	-	-	-	-	-
Salaries of Teachers	-	-	-	-	-
Other Salaries for Instruction	-	-	-	-	-
Purchased Professional and Technical Services	-	-	-	-	-
Other Purchased Services (400-500 series)	-	-	-	-	-
General Supplies	-	-	-	-	-
Textbooks	-	-	-	-	-
Other Objects	-	-	-	-	-
Total Summer School - Instruction	-	-	-	-	-

Continued

**PATERSON PUBLIC SCHOOLS
 BLENDED RESOURCE FUND 15
 SCHEDULE OF BLENDED EXPENDITURES-BUDGET AND ACTUAL
 FOR THE FISCAL YEAR ENDED JUNE 30, 2009**

<u>School: No. 28</u>	Original Budget	Budget Transfers	Final Budget	Actual	Variance Final to Actual
Summer School - Support Services					
Salaries	-	-	-	-	-
Personal Services - Employee Benefits	-	-	-	-	-
Purchased Professional and Technical Services	-	-	-	-	-
Other Purchased Services (400-500 series)	-	-	-	-	-
Supplies and Materials	-	-	-	-	-
Other Objects	-	-	-	-	-
Total Summer School - Support Services	-	-	-	-	-
Total Summer School	-	-	-	-	-
Other Special Schools - Instruction					
Salaries of Teachers	-	-	-	-	-
Other Salaries for Instruction	-	-	-	-	-
Purchased Professional and Technical Services	-	-	-	-	-
Other Purchased Services (400-500 series)	-	-	-	-	-
General Supplies	-	-	-	-	-
Textbooks	-	-	-	-	-
Other Objects	-	-	-	-	-
Total Other Special Schools - Instruction	-	-	-	-	-
Other Special Schools - Support Services					
Salaries	-	-	-	-	-
Personal Services - Employee Benefits	-	-	-	-	-
Purchased Professional and Technical Services	-	-	-	-	-
Other Purchased Services (400-500 series)	-	-	-	-	-
Supplies and Materials	-	-	-	-	-
Other Objects	-	-	-	-	-
Total Other Special Schools - Support Services	-	-	-	-	-
Total Other Special Schools	-	-	-	-	-
Accred. Even./Adult H.S./Post-Grad.-Inst.					
Salaries of Teachers	-	-	-	-	-
Other Salaries for Instruction	-	-	-	-	-
Purchased Professional and Technical Services	-	-	-	-	-
Other Purchased Services (400-500 series)	-	-	-	-	-
General Supplies	-	-	-	-	-
Textbooks	-	-	-	-	-
Other Objects	-	-	-	-	-
Total Accred. Even./Adult H.S./Post-Grad.-Inst.	-	-	-	-	-
Accred. Even./Adult H.S./Post-Grad.-Supp. Service					
Salaries	-	-	-	-	-
Personal Services - Employee Benefits	-	-	-	-	-
Purchased Professional and Technical Services	-	-	-	-	-
Other Purchased Services (400-500 series)	-	-	-	-	-
Supplies and Materials	-	-	-	-	-
Other Objects	-	-	-	-	-
Total Accred. Even./Adult H.S./Post-Grad.-Supp. Service	-	-	-	-	-
Total Accred. Even./Adult H.S./Post-Grad.	-	-	-	-	-
Adult Education-Local-Instruction					
Salaries of Teachers	-	-	-	-	-
Other Salaries for Instruction	-	-	-	-	-
Purchased Professional and Technical Services	-	-	-	-	-
Other Purchased Services (400-500 series)	-	-	-	-	-
General Supplies	-	-	-	-	-
Textbooks	-	-	-	-	-
Other Objects	-	-	-	-	-
Total Adult Education-Local-Instruction	-	-	-	-	-

**PATERSON PUBLIC SCHOOLS
 BLENDED RESOURCE FUND 15
 SCHEDULE OF BLENDED EXPENDITURES-BUDGET AND ACTUAL
 FOR THE FISCAL YEAR ENDED JUNE 30, 2009**

<u>School: No. 28</u>	<u>Original Budget</u>	<u>Budget Transfers</u>	<u>Final Budget</u>	<u>Actual</u>	<u>Variance Final to Actual</u>
Adult Education-Local -Support Serv.					
Salaries	-	-	-	-	-
Personal Services - Employee Benefits	-	-	-	-	-
Purchased Professional and Technical Services	-	-	-	-	-
Other Purchased Services (400-500 series)	-	-	-	-	-
Supplies and Materials	-	-	-	-	-
Other Objects	-	-	-	-	-
Total Adult Education-Local -Support Serv.	-	-	-	-	-
Total Adult Education-Local	-	-	-	-	-
Vocational Evening-Local-Instruction					
Salaries of Teachers	-	-	-	-	-
Other Salaries for Instruction	-	-	-	-	-
Purchased Professional and Technical Services	-	-	-	-	-
Other Purchased Services (400-500 series)	-	-	-	-	-
General Supplies	-	-	-	-	-
Textbooks	-	-	-	-	-
Other Objects	-	-	-	-	-
Total Vocational Evening-Local-Instruction	-	-	-	-	-
Vocational Evening-Local-Support Serv.					
Salaries	-	-	-	-	-
Personal Services - Employee Benefits	-	-	-	-	-
Purchased Professional and Technical Services	-	-	-	-	-
Other Purchased Services (400-500 series)	-	-	-	-	-
Supplies and Materials	-	-	-	-	-
Other Objects	-	-	-	-	-
Total Vocational Evening-Local-Support Serv.	-	-	-	-	-
Total Vocational Evening-Local	-	-	-	-	-
Even.-Sch.-Foreign-Born-Local-Inst.					
Salaries of Teachers	-	-	-	-	-
Other Salaries for Instruction	-	-	-	-	-
Purchased Professional and Technical Services	-	-	-	-	-
Other Purchased Services (400-500 series)	-	-	-	-	-
General Supplies	-	-	-	-	-
Textbooks	-	-	-	-	-
Other Objects	-	-	-	-	-
Total Even.-Sch.-Foreign-Born-Local-Inst.	-	-	-	-	-
Even.-Sch.-Foreign-Born-Local-Sup. Serv.					
Salaries	-	-	-	-	-
Personal Services - Employee Benefits	-	-	-	-	-
Purchased Professional and Technical Services	-	-	-	-	-
Other Purchased Services (400-500 series)	-	-	-	-	-
Supplies and Materials	-	-	-	-	-
Other Objects	-	-	-	-	-
Total Even.-Sch.-Foreign-Born-Local-Sup. Serv.	-	-	-	-	-
Total Even.-Sch.-Foreign-Born-Local	-	-	-	-	-
TOTAL SPECIAL SCHOOLS	-	-	-	-	-
Transfer of Funds to Charter Schools	-	-	-	-	-
TOTAL SCHOOL BASED EXPENDITURES	\$ 5,004,146	\$ (84,849)	\$ 4,919,297	\$ 4,769,876	\$ 149,421

**PATERSON PUBLIC SCHOOLS
 BLENDED RESOURCE FUND 15
 SCHEDULE OF BLENDED EXPENDITURES-BUDGET AND ACTUAL
 FOR THE FISCAL YEAR ENDED JUNE 30, 2009**

<u>School: No. 28</u>	<u>Original Budget</u>	<u>Budget Transfers</u>	<u>Final Budget</u>	<u>Actual</u>	<u>Variance Final to Actual</u>
Other Financing Sources:					
Operating Transfer In	\$ 5,004,146.0	\$ (84,849.0)	\$ 4,919,297.0	\$ 4,769,876.0	\$ 149,421.0
Operating Transfer Out:					
Transfer to Food Service Fund - Board Contribution	-	-	-	-	-
Capital Leases (non-budgeted)	-	-	-	-	-
Total Other Financing Sources:	<u>5,004,146</u>	<u>(84,849)</u>	<u>4,919,297</u>	<u>4,769,876</u>	<u>149,421</u>
Excess (Deficiency) of Other Financing Sources Over (Under) Expenditures and Other Financing (Uses)	-	-	-	-	-
Fund Balance, July 1	-	-	-	-	-
Fund Balance, June 30	<u>\$ -</u>	<u>\$ -</u>	<u>\$ -</u>	<u>\$ -</u>	<u>\$ -</u>

**PATERSON PUBLIC SCHOOLS
 BLENDED RESOURCE FUND 15
 SCHEDULE OF BLENDED EXPENDITURES-BUDGET AND ACTUAL
 FOR THE FISCAL YEAR ENDED JUNE 30, 2009**

<u>School: No. 29</u>	<u>Original Budget</u>	<u>Budget Transfers</u>	<u>Final Budget</u>	<u>Actual</u>	<u>Variance Final to Actual</u>
REGULAR PROGRAMS - INSTRUCTION					
Regular Programs - Instruction					
Kindergarten - Salaries of Teachers	\$ 105,628	-	\$ 105,628	\$ 104,070	\$ 1,558
Grades 1-5 - Salaries of Teachers	966,675	\$ (95,226)	871,449	867,986	3,463
Grades 6-8 - Salaries of Teachers		-			-
Grades 9-12 - Salaries of Teachers		-			-
Regular Programs - Home Instruction:					
Salaries of Teachers		-			-
Other Salaries for Instruction		-			-
Purchased Professional -Educational Services		-			-
Purchased Technical Services		-			-
Other Purchased Services (400-500 series)		-			-
General Supplies		-			-
Textbooks		-			-
Other Objects		-			-
Regular Programs - Undistributed Instruction					
Other Salaries for Instruction	116,309	(10,458)	105,851	104,432	1,419
Purchased Professional-Educational Services		-			-
Purchased Technical Services		-			-
Other Purchased Services (400-500 series)	1,498	-	1,498	1,498	-
General Supplies	60,749	-	60,749	58,398	2,351
Textbooks	8,665	-	8,665	8,627	38
Other Objects		2,107	2,107	1,932	175
TOTAL REGULAR PROGRAMS - INSTRUCTION	<u>1,259,524</u>	<u>(103,577)</u>	<u>1,155,947</u>	<u>1,146,943</u>	<u>9,004</u>
SPECIAL EDUCATION - INSTRUCTION					
Cognitive - Mild:					
Salaries of Teachers	-	-	-	-	-
Other Salaries for Instruction	-	-	-	-	-
Purchased Professional-Educational Services	-	-	-	-	-
Purchased Technical Services	-	-	-	-	-
Other Purchased Services (400-500 series)	-	-	-	-	-
General Supplies	-	-	-	-	-
Textbooks	-	-	-	-	-
Other Objects	-	-	-	-	-
Total Cognitive - Mild	<u>-</u>	<u>-</u>	<u>-</u>	<u>-</u>	<u>-</u>
Cognitive - Moderate:					
Salaries of Teachers	-	-	-	-	-
Other Salaries for Instruction	-	-	-	-	-
Purchased Professional-Educational Services	-	-	-	-	-
Purchased Technical Services	-	-	-	-	-
Other Purchased Services (400-500 series)	-	-	-	-	-
General Supplies	-	-	-	-	-
Textbooks	-	-	-	-	-
Other Objects	-	-	-	-	-
Total Cognitive - Moderate	<u>-</u>	<u>-</u>	<u>-</u>	<u>-</u>	<u>-</u>
Learning and/or Language Disabilities:					
Salaries of Teachers	160,175	49,165	209,340	156,756	52,584
Other Salaries for Instruction	136,603	-	136,603	135,766	837
Purchased Professional-Educational Services		-			-
Purchased Technical Services		-			-
Other Purchased Services (400-500 series)		-			-
General Supplies	1,110	-	1,110	1,110	-
Textbooks	-	-	-	-	-
Other Objects	-	-	-	-	-
Total Learning and/or Language Disabilities	<u>297,888</u>	<u>49,165</u>	<u>347,053</u>	<u>293,632</u>	<u>53,421</u>

Continued

**PATERSON PUBLIC SCHOOLS
 BLENDED RESOURCE FUND 15
 SCHEDULE OF BLENDED EXPENDITURES-BUDGET AND ACTUAL
 FOR THE FISCAL YEAR ENDED JUNE 30, 2009**

<u>School: No. 29</u>	Original Budget	Budget Transfers	Final Budget	Actual	Variance Final to Actual
Visual Impairments:					
Salaries of Teachers	-	-	-	-	-
Other Salaries for Instruction	-	-	-	-	-
Purchased Professional-Educational Services	-	-	-	-	-
Purchased Technical Services	-	-	-	-	-
Other Purchased Services (400-500 series)	-	-	-	-	-
General Supplies	-	-	-	-	-
Textbooks	-	-	-	-	-
Other Objects	-	-	-	-	-
Total Visual Impairments	-	-	-	-	-
Auditory Impairments:					
Salaries of Teachers	-	-	-	-	-
Other Salaries for Instruction	-	-	-	-	-
Purchased Professional-Educational Services	-	-	-	-	-
Purchased Technical Services	-	-	-	-	-
Other Purchased Services (400-500 series)	-	-	-	-	-
General Supplies	-	-	-	-	-
Textbooks	-	-	-	-	-
Other Objects	-	-	-	-	-
Total Auditory Impairments	-	-	-	-	-
Behavioral Disabilities:					
Salaries of Teachers	-	-	-	-	-
Other Salaries for Instruction	-	-	-	-	-
Purchased Professional-Educational Services	-	-	-	-	-
Purchased Technical Services	-	-	-	-	-
Other Purchased Services (400-500 series)	-	-	-	-	-
General Supplies	-	-	-	-	-
Textbooks	-	-	-	-	-
Other Objects	-	-	-	-	-
Total Behavioral Disabilities	-	-	-	-	-
Multiple Disabilities:					
Salaries of Teachers	\$ 56,228	-	\$ 56,228	\$ 55,728	\$ 500
Other Salaries for Instruction	50,467	\$ (17,959)	32,508	32,508	-
Purchased Professional-Educational Services	-	-	-	-	-
Purchased Technical Services	-	-	-	-	-
Other Purchased Services (400-500 series)	-	-	-	-	-
General Supplies	1,210	-	1,210	1,210	-
Textbooks	-	-	-	-	-
Other Objects	-	-	-	-	-
Total Multiple Disabilities	107,905	(17,959)	89,946	89,446	500
Resource Room/Resource Center:					
Salaries of Teachers	123,181	7,098	130,279	117,898	12,381
Other Salaries for Instruction	-	-	-	-	-
Purchased Professional-Educational Services	-	-	-	-	-
Purchased Technical Services	-	-	-	-	-
Other Purchased Services (400-500 series)	-	-	-	-	-
General Supplies	1,231	-	1,231	1,227	4
Textbooks	-	-	-	-	-
Other Objects	-	-	-	-	-
Total Resource Room/Resource Center	124,412	7,098	131,510	119,125	12,385

Continued

PATERSON PUBLIC SCHOOLS
BLENDED RESOURCE FUND 15
SCHEDULE OF BLENDED EXPENDITURES-BUDGET AND ACTUAL
FOR THE FISCAL YEAR ENDED JUNE 30, 2009

<u>School: No. 29</u>	<u>Original Budget</u>	<u>Budget Transfers</u>	<u>Final Budget</u>	<u>Actual</u>	<u>Variance Final to Actual</u>
Autism:					
Salaries of Teachers	-	-	-	-	-
Other Salaries for Instruction	-	-	-	-	-
Purchased Professional-Educational Services	-	-	-	-	-
Purchased Technical Services	-	-	-	-	-
Other Purchased Services (400-500 series)	-	-	-	-	-
General Supplies	-	-	-	-	-
Textbooks	-	-	-	-	-
Other Objects	-	-	-	-	-
Total Autism	-	-	-	-	-
Preschool Disabilities - Part-Time:					
Salaries of Teachers	-	-	-	-	-
Other Salaries for Instruction	-	-	-	-	-
Purchased Professional-Educational Services	-	-	-	-	-
Purchased Technical Services	-	-	-	-	-
Other Purchased Services (400-500 series)	-	-	-	-	-
General Supplies	-	-	-	-	-
Textbooks	-	-	-	-	-
Other Objects	-	-	-	-	-
Total Preschool Disabilities - Part-Time	-	-	-	-	-
Preschool Disabilities - Full-Time:					
Salaries of Teachers	-	-	-	-	-
Other Salaries for Instruction	-	-	-	-	-
Purchased Professional-Educational Services	-	-	-	-	-
Purchased Technical Services	-	-	-	-	-
Other Purchased Services (400-500 series)	-	-	-	-	-
General Supplies	-	-	-	-	-
Textbooks	-	-	-	-	-
Other Objects	-	-	-	-	-
Total Preschool Disabilities - Full-Time:	-	-	-	-	-
Home Instruction:					
Salaries of Teachers	-	-	-	-	-
Other Salaries for Instruction	-	-	-	-	-
Purchased Professional-Educational Services	-	-	-	-	-
Purchased Technical Services	-	-	-	-	-
Other Purchased Services (400-500 series)	-	-	-	-	-
General Supplies	-	-	-	-	-
Textbooks	-	-	-	-	-
Other Objects	-	-	-	-	-
Total Home Instruction	-	-	-	-	-
Cognitive - Severe:					
Salaries of Teachers	-	-	-	-	-
Other Salaries for Instruction	-	-	-	-	-
Purchased Professional-Educational Services	-	-	-	-	-
Purchased Technical Services	-	-	-	-	-
Other Purchased Services (400-500 series)	-	-	-	-	-
General Supplies	-	-	-	-	-
Textbooks	-	-	-	-	-
Other Objects	-	-	-	-	-
Total Cognitive - Severe	-	-	-	-	-
TOTAL SPECIAL EDUCATION - INSTRUCTION	\$ 530,205	\$ 38,304	\$ 568,509	\$ 502,203	\$ 66,306

Continued

**PATERSON PUBLIC SCHOOLS
 BLENDED RESOURCE FUND 15
 SCHEDULE OF BLENDED EXPENDITURES-BUDGET AND ACTUAL
 FOR THE FISCAL YEAR ENDED JUNE 30, 2009**

<u>School: No. 29</u>	<u>Original Budget</u>	<u>Budget Transfers</u>	<u>Final Budget</u>	<u>Actual</u>	<u>Variance Final to Actual</u>
Basic Skills/Remedial- Instruction					
Salaries of Teachers	-	-	-	-	-
Other Salaries for Instruction	-	-	-	-	-
Purchased Professional-Educational Services	-	-	-	-	-
Purchased Technical Services	-	-	-	-	-
Other Purchased Services (400-500 series)	-	-	-	-	-
General Supplies	-	-	-	-	-
Textbooks	-	-	-	-	-
Other Objects	-	-	-	-	-
Total Basic Skills/Remedial - Instruction	-	-	-	-	-
Bilingual Education - Instruction					
Salaries of Teachers	\$ 143,372	-	\$ 143,372	\$ 132,277	\$ 11,095
Other Salaries for Instruction	-	-	-	-	-
Purchased Professional-Educational Services	-	-	-	-	-
Purchased Technical Services	-	-	-	-	-
Other Purchased Services (400-500 series)	-	-	-	-	-
General Supplies	1,472	-	1,472	1,463	9
Textbooks	-	-	-	-	-
Other Objects	-	-	-	-	-
Total Bilingual Education - Instruction	144,844	-	144,844	133,740	11,104
Vocational Programs - Local - Instruction					
Salaries of Teachers	-	-	-	-	-
Other Salaries for Instruction	-	-	-	-	-
Purchased Professional-Educational Services	-	-	-	-	-
Purchased Technical Services	-	-	-	-	-
Other Purchased Services (400-500 series)	-	-	-	-	-
General Supplies	-	-	-	-	-
Textbooks	-	-	-	-	-
Other Objects	-	-	-	-	-
Total Vocational Programs - Local - Instruction	-	-	-	-	-
School-Spon. Cocurricular Actvts. - Inst.					
Salaries	-	-	-	-	-
Purchased Services (300-500 series)	-	-	-	-	-
Supplies and Materials	-	-	-	-	-
Other Objects	-	-	-	-	-
Transfers to Cover Deficit (Agency Funds)	-	-	-	-	-
Total School-Spon. Cocurricular Actvts. - Inst.	-	-	-	-	-
School-Spon. Cocurricular Athletics - Inst.					
Salaries	-	-	-	-	-
Purchased Services (300-500 series)	-	-	-	-	-
Supplies and Materials	-	-	-	-	-
Other Objects	-	-	-	-	-
Transfers to Cover Deficit (Agency Funds)	-	-	-	-	-
Total School-Spon. Cocurricular Athletics - Inst.	-	-	-	-	-
Other Instructional Programs - Instruction					
Salaries	-	-	-	-	-
Purchased Services (300-500 series)	-	-	-	-	-
Supplies and Materials	-	-	-	-	-
Other Objects	-	-	-	-	-
Transfers to Cover Deficit (Agency Funds)	-	-	-	-	-
Total Other Instructional Programs - Instruction	-	-	-	-	-

PATERSON PUBLIC SCHOOLS
BLENDED RESOURCE FUND 15
SCHEDULE OF BLENDED EXPENDITURES-BUDGET AND ACTUAL
FOR THE FISCAL YEAR ENDED JUNE 30, 2009

<u>School: No. 29</u>	<u>Original Budget</u>	<u>Budget Transfers</u>	<u>Final Budget</u>	<u>Actual</u>	<u>Variance Final to Actual</u>
Community Services Programs/Operations					
Salaries	-	-	-	-	-
Purchased Services (300-500 series)	-	-	-	-	-
Supplies and Materials	-	-	-	-	-
Other Objects	-	-	-	-	-
Transfers to Cover Deficit (Agency Funds)	-	-	-	-	-
Total Community Services/Operations	-	-	-	-	-
Total Instruction	\$ 1,934,573	\$ (65,273)	\$ 1,869,300	\$ 1,782,886	\$ 86,414
Undistributed Expenditures - Instruction:					
Tuition to Other LEAs Within the State - Regular	-	-	-	-	-
Tuition to Other LEAs Within the Stat - Special	-	-	-	-	-
Tuition to County Voc. School Dist. - Regular	-	-	-	-	-
Tuition to County Voc. School Dist. - Special	-	-	-	-	-
Tuition to CSSD & Regional Day Schools	-	-	-	-	-
Tuition to Private Schools for the Disabled - Within State	-	-	-	-	-
Tuition to Private Schools for the Disabled & Oth LEAS - Spl, O/S	-	-	-	-	-
Tuition - State Facilities	-	-	-	-	-
Tuition - Other	-	-	-	-	-
Total Undistributed Expenditures - Instruction:	-	-	-	-	-
Undistributed Expend. - Attend. & Social Work					
Salaries	75,908	(44,211)	31,697	18,112	13,585
Purchased Professional and Technical Services	-	-	-	-	-
Other Purchased Services (400-500 series)	-	-	-	-	-
Supplies and Materials	591	-	591	189	402
Other Objects	-	-	-	-	-
Total Undistributed Expend. - Attend. & Social Work	76,499	(44,211)	32,288	18,301	13,987
Undistributed Expenditures - Health Services					
Salaries	91,451	-	91,451	75,069	16,382
Purchased Professional and Technical Services	-	-	-	-	-
Other Purchased Services (400-500 series)	-	-	-	-	-
Supplies and Materials	680	-	680	670	10
Other Objects	-	-	-	-	-
Total Undistributed Expenditures - Health Services	92,131	-	92,131	75,739	16,392
Undist. Expend. - Other Supp. Serv. Students - Related Serv.					
Salaries	-	-	-	-	-
Purchased Professional - Educational Services	-	-	-	-	-
Supplies and Materials	-	-	-	-	-
Other Objects	-	-	-	-	-
Total Undist. Expend. - Other Supp. Serv. Students - Related Serv.	-	-	-	-	-
Undist. Expend. - Other Supp. Serv. Students - Extra Serv.					
Salaries	-	-	-	-	-
Purchased Professional - Educational Services	-	-	-	-	-
Supplies and Materials	-	-	-	-	-
Other Objects	-	-	-	-	-
Total Undist. Expend. - Other Supp. Serv. Students - Extra Serv.	-	-	-	-	-
Undist. Expend. - Other Supp. Serv. Students-Reg.					
Salaries	63,314	(20,000)	43,314	32,665	10,649
Salaries of Secretarial and Clerical Assistants	-	-	-	-	-
Other Salaries	-	-	-	-	-
Purchased Professional - Educational Services	-	-	-	-	-
Other Purchased Prof. and Tech. Services	-	-	-	-	-
Other Purchased Services (400-500 series)	-	-	-	-	-
Supplies and Materials	500	-	500	490	10
Other Objects	-	-	-	-	-
Total Undist. Expend. - Other Supp. Serv. Students-Reg.	63,814	(20,000)	43,814	33,155	10,659

Continued

**PATERSON PUBLIC SCHOOLS
 BLENDED RESOURCE FUND 15
 SCHEDULE OF BLENDED EXPENDITURES-BUDGET AND ACTUAL
 FOR THE FISCAL YEAR ENDED JUNE 30, 2009**

<u>School: No. 29</u>	<u>Original Budget</u>	<u>Budget Transfers</u>	<u>Final Budget</u>	<u>Actual</u>	<u>Variance Final to Actual</u>
Undist. Expend. - Other Supp. Serv. Students -Spl.					
Salaries of Other Professional Staff	-	-	-	-	-
Salaries of Secretarial and Clerical Assistants	-	-	-	-	-
Other Salaries	-	-	-	-	-
Purchased Professional - Educational Services	-	-	-	-	-
Other Purchased Prof. and Tech. Services	-	-	-	-	-
Residential Costs	-	-	-	-	-
Mis. Pur. Serv.(400-500 series O/than Residential)	-	-	-	-	-
Supplies and Materials	-	-	-	-	-
Other Objects	-	-	-	-	-
Total Undist. Expend. - Other Supp. Serv. Students -Spl.	-	-	-	-	-
Undist. Expend. - Improvement of Inst. Serv.					
Salaries of Supervisor of Instruction	-	-	-	-	-
Salaries of Other Professional Staff	\$ 52,000	\$ 3,065	\$ 55,065	\$ 55,065	-
Salaries of Sec and Clerical Assist.	-	-	-	-	-
Other Salaries	-	-	-	-	-
Purchased Prof- Educational Services	-	-	-	-	-
Other Purch Prof. and Tech. Services	-	-	-	-	-
Other Purch Services (400-500)	-	-	-	-	-
Supplies and Materials	305	-	305	272	\$ 33
Other Objects	-	-	-	-	-
Total Undist. Expend. - Improvement of Inst. Serv.	52,305	3,065	55,370	55,337	33
Undist. Expend. - Edu. Media Serv./Sch. Library					
Salaries	158,391	-	158,391	157,891	500
Purchased Professional and Technical Services	-	-	-	-	-
Other Purchased Services (400-500 series)	600	-	600	599	1
Supplies and Materials	9,761	-	9,761	9,760	1
Other Objects	-	-	-	-	-
Total Undist. Expend. - Edu. Media Serv./Sch. Library	168,752	-	168,752	168,250	502
Undist. Expend. - Instructional Staff Training Serv.					
Salaries of Supervisors of Instruction	-	-	-	-	-
Salaries of Other Professional Staff	-	-	-	-	-
Salaries of Secretarial and Clerical Assist	-	-	-	-	-
Other Salaries	-	-	-	-	-
Purchased Professional - Educational Serv	-	-	-	-	-
Other Purchased Prof. and Tech. Services	-	-	-	-	-
Other Purchased Services (400-500 series)	-	-	-	-	-
Supplies and Materials	-	-	-	-	-
Other Objects	-	-	-	-	-
Total Undist. Expend. - Instructional Staff Training Serv.	-	-	-	-	-
Undist. Expend. - Supp. Serv. - General Admin.					
Salaries	-	-	-	-	-
Legal Services	-	-	-	-	-
Other Purchased Professional Services	-	-	-	-	-
Purchased Technical Services	-	-	-	-	-
Communications/Telephone	-	-	-	-	-
Other Purchased Services (400-500 series)	-	-	-	-	-
Supplies and Materials	-	-	-	-	-
Judgements Against The School District	-	-	-	-	-
Miscellaneous Expenditures	-	-	-	-	-
Total Undist. Expend. - Supp. Serv. - General Admin.	-	-	-	-	-

**PATERSON PUBLIC SCHOOLS
BLENDED RESOURCE FUND 15
SCHEDULE OF BLENDED EXPENDITURES-BUDGET AND ACTUAL
FOR THE FISCAL YEAR ENDED JUNE 30, 2009**

<u>School: No. 29</u>	<u>Original Budget</u>	<u>Budget Transfers</u>	<u>Final Budget</u>	<u>Actual</u>	<u>Variance Final to Actual</u>
Undist. Expend. - Support Serv. - School Admin.					
Salaries of Principals/Assistant Principals	\$ 100,200	\$ 400	\$ 100,600	\$ 100,600	-
Salaries of Other Professional Staff		-			-
Salaries of Secretarial and Clerical Assistants	42,669	-	42,669	33,335	\$ 9,334
Other Salaries		-			-
Purchased Professional and Technical Services		-			-
Other Purchased Services (400-500 series)		200	200		200
Supplies and Materials	4,000	(200)	3,800	3,771	29
Other Objects	-	-	-	-	-
Total Undist. Expend. - Support Serv. - School Admin.	<u>146,869</u>	<u>400</u>	<u>147,269</u>	<u>137,706</u>	<u>9,563</u>
Undist. Expend. -Allowable Maintenance for School Facilities					
Salaries	-	-	-	-	-
Cleaning, Repair, and Maintenance Services	-	-	-	-	-
General Supplies	-	-	-	-	-
Other Objects	-	-	-	-	-
Total Undist. Expend. -Allowable Maintenance for School Facilities	<u>-</u>	<u>-</u>	<u>-</u>	<u>-</u>	<u>-</u>
Undist. Expend. - Oth. Oper. & Maint. of Plant					
Salaries	53,039	-	53,039	53,039	-
Purchased Professional and Technical Services		-			-
Cleaning, Repair and Maintenance Services		-			-
Rental of land & Building Other than Lease Purchases		-			-
Other Purchased Property Services		-			-
Insurance		-			-
Miscellaneous Purchased Services		-			-
General Supplies		-			-
Energy (Energy and Electricity)	-	-	-	-	-
Other Objects	-	-	-	-	-
Total Undist. Expend. - Other Oper. & Maint. Of Plant	<u>53,039</u>	<u>-</u>	<u>53,039</u>	<u>53,039</u>	<u>-</u>
Total Undist. Expend. - Oper. & Maint. Of Plant	<u>53,039</u>	<u>-</u>	<u>53,039</u>	<u>53,039</u>	<u>-</u>
Undist. Expend. - Student Transportation Serv.					
Sal. For Pup.Trans. (Bet. Home and School) - Regular	-	-	-	-	-
Sal. For Pup.Trans. (Bet. Home and School) - Special	-	-	-	-	-
Sal. For Pup. Trans. (Other than Bet. Home and School)	-	-	-	-	-
Management Fees - ESC & CTSA Transportation Programs	-	-	-	-	-
Other Purchased Professional and Technical Services	-	-	-	-	-
Cleaning, Repair and Maintenance Services	-	-	-	-	-
Rental Payments - School Buses	-	-	-	-	-
Lease Purchase Payments - School Buses	-	-	-	-	-
Contract Services - (Between Home and School) - Vendors	-	-	-	-	-
Contr Serv (Oth. than Bet Home & Sch)-Vend	-	1,350	1,350	1,000	350
Contract Services - (Between Home and Sch) - Joint Agrmts	-	-	-	-	-
Contr Serv (Spl. Ed. Students) - Vendors	-	-	-	-	-
Contr Serv (Spl. Ed. Students) - Joint Agrmt	-	-	-	-	-
Contr Serv (Regular Students) - ESCs & CTSA	-	-	-	-	-
Contr Serv (Spl. Ed. Students) - ESCs & CTSA	-	-	-	-	-
Contr Serv. - Aid in Lieu Payments	-	-	-	-	-
Misc. Purchased Serv. - Transportation	-	-	-	-	-
Supplies and Materials	-	-	-	-	-
Miscellaneous Expenditures	-	-	-	-	-
Total Undist. Expend. - Student Transportation Serv.	<u>-</u>	<u>1,350</u>	<u>1,350</u>	<u>1,000</u>	<u>350</u>

Continued

**PATERSON PUBLIC SCHOOLS
BLENDED RESOURCE FUND 15
SCHEDULE OF BLENDED EXPENDITURES-BUDGET AND ACTUAL
FOR THE FISCAL YEAR ENDED JUNE 30, 2009**

<u>School: No. 29</u>	<u>Original Budget</u>	<u>Budget Transfers</u>	<u>Final Budget</u>	<u>Actual</u>	<u>Variance Final to Actual</u>
Undist. Expend. - Business and Other Support Serv.					
Increase in Sale/Lease-back Reserve	-	-	-	-	-
Salaries	-	-	-	-	-
Purchased Professional Services	-	-	-	-	-
Purchased Technical Services	-	-	-	-	-
Other Purchased Services (400-500 series Oth Residential Costs)	-	-	-	-	-
Sale/Lease-back Payments	-	-	-	-	-
Supplies and Materials	-	-	-	-	-
Interest on Current Loan	-	-	-	-	-
Interest on Lease Purchase Agreements	-	-	-	-	-
Miscellaneous Expenditures	-	-	-	-	-
Total Undist. Expend. - Business and Other Support Serv.	-	-	-	-	-
UNALLOCATED BENEFITS					
Group Insurance	-	-	-	-	-
Social Security Contributions	\$ 46,908	\$ 4,401	\$ 51,309	\$ 37,863	\$ 13,446
T.P.A.F. Contributions - ERIP	-	-	-	-	-
Other Retirement Contributions - Regular	-	-	-	-	-
Other Retirement Contributions - ERIP	-	-	-	-	-
Unemployment Compensation	-	-	-	-	-
Workmen's Compensation	-	-	-	-	-
Health Benefits	559,357	-	559,357	514,400	44,957
Tuition Reimbursement	-	-	-	-	-
Other Employee Benefits	-	-	-	-	-
TOTAL UNALLOCATED BENEFITS	606,265	4,401	610,666	552,263	58,403
On-behalf TPAF pension Contributions (non-budgeted)	-	-	-	-	-
Reimbursed TPAF Social Security Contributions (non-budgeted)	-	-	-	-	-
TOTAL ON-BEHALF CONTRIBUTIONS	-	-	-	-	-
TOTAL PERSONAL SERVICES - EMPLOYEE BENEFITS	606,265	4,401	610,666	552,263	58,403
Undistributed Expenditures - Food Services					
Transfers to Cover Deficit (Enterprise Fund)	-	-	-	-	-
TOTAL UNDISTRIBUTED EXPENDITURES	1,259,674	(54,995)	1,204,679	1,094,790	109,889
TOTAL SCHOOL BASED BUDGET CURRENT EXPENSE	3,194,247	(120,268)	3,073,979	2,877,676	196,303
CAPITAL OUTLAY					
Equipment					
Regular Program - Instruction:					
Kindergarten	-	-	-	-	-
Grades 1-5	-	-	-	-	-
Grades 6-8	-	-	-	-	-
Grades 9-12	-	-	-	-	-
Home Instruction	-	-	-	-	-
Special Education - Instruction:					
Cognitive - Mild	-	-	-	-	-
Cognitive - Moderate	-	-	-	-	-
Learning and/or Language Disabilities	-	-	-	-	-
Visual Impairments	-	-	-	-	-
Auditory Impairments	-	-	-	-	-
Behavioral Disabilities	-	-	-	-	-
Multiple Disabilities	-	-	-	-	-
Resource Room/Resource Center	-	-	-	-	-
Autism	-	-	-	-	-
Preschool Disabilities - Part-Time	-	-	-	-	-
Preschool Disabilities - Full-Time	-	-	-	-	-
Home Instruction	-	-	-	-	-
Cognitive - Severe	-	-	-	-	-

Continued

**PATERSON PUBLIC SCHOOLS
 BLENDED RESOURCE FUND 15
 SCHEDULE OF BLENDED EXPENDITURES-BUDGET AND ACTUAL
 FOR THE FISCAL YEAR ENDED JUNE 30, 2009**

<u>School: No. 29</u>	Original Budget	Budget Transfers	Final Budget	Actual	Variance Final to Actual
Basic Skills/Remedial - Instruction	-	-	-	-	-
Bilingual Education - Instruction	-	-	-	-	-
Vocational Programs - Local - Instruction	-	-	-	-	-
School-Sponsored and Other Instructional Program	-	-	-	-	-
Undistributed Expenditures - Instruction	-	-	-	-	-
Undist.Expend.-Support Serv.-Students - Reg.	-	-	-	-	-
Undist.Expend.-Support Serv. - Related & Extraordinary	-	-	-	-	-
Undist.Expend.-Support Serv.-Students - Special	-	-	-	-	-
Undist.Expend.-Support Serv. - Inst. Staff	-	-	-	-	-
Undistributed Expenditures - General Admin.	-	-	-	-	-
Undistributed Expenditures - School Admin.	-	-	-	-	-
Undistributed Expenditures - Operation of Plant Services	-	-	-	-	-
Undistributed Expenditures - Student Trans. - Non Inst. Equip	-	-	-	-	-
School Buses - Regular	-	-	-	-	-
School Buses - Special	-	-	-	-	-
Undistributed Expenditures - Business/Other Support Serv.	-	-	-	-	-
Undistributed Expenditures - Non Inst. Serv.	-	-	-	-	-
Special Schools (All Programs)	-	-	-	-	-
Total Equipment	-	-	-	-	-
Facilities Acquisition and Construction Services	-	-	-	-	-
Salaries	-	-	-	-	-
Legal Services	-	-	-	-	-
Other Purchased Prof. and Tech. Services	-	-	-	-	-
Construction Services	-	-	-	-	-
General Supplies	-	-	-	-	-
Land and Improvements	-	-	-	-	-
Lease Purchase Agreements - Principal	-	-	-	-	-
Buildings Other than Lease Purchase Agreement	-	-	-	-	-
Other Objects	-	-	-	-	-
Facilities Grant - Transfer to Special Revenue	-	-	-	-	-
Total Facilities Acquisition and Construction Services	-	-	-	-	-
Capital Reserve - Transfer to Capital Projects	-	-	-	-	-
Capital Reserve - Transfer to Debt Service	-	-	-	-	-
Assets Acquired Under Capital Leases (non-budgeted)	-	-	-	-	-
Undistributed Expenditures:	-	-	-	-	-
General Administration	-	-	-	-	-
School Administration	-	-	-	-	-
Assets Acquired Under Capital Leases (non-budgeted)	-	-	-	-	-
TOTAL CAPITAL OUTLAY	-	-	-	-	-
SPECIAL SCHOOLS					
Summer School - Instruction	-	-	-	-	-
Salaries of Teachers	-	-	-	-	-
Other Salaries for Instruction	-	-	-	-	-
Purchased Professional and Technical Services	-	-	-	-	-
Other Purchased Services (400-500 series)	-	-	-	-	-
General Supplies	-	-	-	-	-
Textbooks	-	-	-	-	-
Other Objects	-	-	-	-	-
Total Summer School - Instruction	-	-	-	-	-

**PATERSON PUBLIC SCHOOLS
 BLENDED RESOURCE FUND 15
 SCHEDULE OF BLENDED EXPENDITURES-BUDGET AND ACTUAL
 FOR THE FISCAL YEAR ENDED JUNE 30, 2009**

<u>School: No. 29</u>	<u>Original Budget</u>	<u>Budget Transfers</u>	<u>Final Budget</u>	<u>Actual</u>	<u>Variance Final to Actual</u>
Summer School - Support Services					
Salaries	-	-	-	-	-
Personal Services - Employee Benefits	-	-	-	-	-
Purchased Professional and Technical Services	-	-	-	-	-
Other Purchased Services (400-500 series)	-	-	-	-	-
Supplies and Materials	-	-	-	-	-
Other Objects	-	-	-	-	-
Total Summer School - Support Services	-	-	-	-	-
Total Summer School	-	-	-	-	-
Other Special Schools - Instruction					
Salaries of Teachers	-	-	-	-	-
Other Salaries for Instruction	-	-	-	-	-
Purchased Professional and Technical Services	-	-	-	-	-
Other Purchased Services (400-500 series)	-	-	-	-	-
General Supplies	-	-	-	-	-
Textbooks	-	-	-	-	-
Other Objects	-	-	-	-	-
Total Other Special Schools - Instruction	-	-	-	-	-
Other Special Schools - Support Services					
Salaries	-	-	-	-	-
Personal Services - Employee Benefits	-	-	-	-	-
Purchased Professional and Technical Services	-	-	-	-	-
Other Purchased Services (400-500 series)	-	-	-	-	-
Supplies and Materials	-	-	-	-	-
Other Objects	-	-	-	-	-
Total Other Special Schools - Support Services	-	-	-	-	-
Total Other Special Schools	-	-	-	-	-
Accred. Even./Adult H.S./Post-Grad.-Inst.					
Salaries of Teachers	-	-	-	-	-
Other Salaries for Instruction	-	-	-	-	-
Purchased Professional and Technical Services	-	-	-	-	-
Other Purchased Services (400-500 series)	-	-	-	-	-
General Supplies	-	-	-	-	-
Textbooks	-	-	-	-	-
Other Objects	-	-	-	-	-
Total Accred. Even./Adult H.S./Post-Grad.-Inst.	-	-	-	-	-
Accred. Even./Adult H.S./Post-Grad.-Supp. Service					
Salaries	-	-	-	-	-
Personal Services - Employee Benefits	-	-	-	-	-
Purchased Professional and Technical Services	-	-	-	-	-
Other Purchased Services (400-500 series)	-	-	-	-	-
Supplies and Materials	-	-	-	-	-
Other Objects	-	-	-	-	-
Total Accred. Even./Adult H.S./Post-Grad.-Supp. Service	-	-	-	-	-
Total Accred. Even./Adult H.S./Post-Grad.	-	-	-	-	-
Adult Education-Local-Instruction					
Salaries of Teachers	-	-	-	-	-
Other Salaries for Instruction	-	-	-	-	-
Purchased Professional and Technical Services	-	-	-	-	-
Other Purchased Services (400-500 series)	-	-	-	-	-
General Supplies	-	-	-	-	-
Textbooks	-	-	-	-	-
Other Objects	-	-	-	-	-
Total Adult Education-Local-Instruction	-	-	-	-	-

**PATERSON PUBLIC SCHOOLS
 BLENDED RESOURCE FUND 15
 SCHEDULE OF BLENDED EXPENDITURES-BUDGET AND ACTUAL
 FOR THE FISCAL YEAR ENDED JUNE 30, 2009**

<u>School: No. 29</u>	<u>Original Budget</u>	<u>Budget Transfers</u>	<u>Final Budget</u>	<u>Actual</u>	<u>Variance Final to Actual</u>
Adult Education-Local -Support Serv.					
Salaries	-	-	-	-	-
Personal Services - Employee Benefits	-	-	-	-	-
Purchased Professional and Technical Services	-	-	-	-	-
Other Purchased Services (400-500 series)	-	-	-	-	-
Supplies and Materials	-	-	-	-	-
Other Objects	-	-	-	-	-
Total Adult Education-Local -Support Serv.	-	-	-	-	-
Total Adult Education-Local	-	-	-	-	-
Vocational Evening-Local-Instruction					
Salaries of Teachers	-	-	-	-	-
Other Salaries for Instruction	-	-	-	-	-
Purchased Professional and Technical Services	-	-	-	-	-
Other Purchased Services (400-500 series)	-	-	-	-	-
General Supplies	-	-	-	-	-
Textbooks	-	-	-	-	-
Other Objects	-	-	-	-	-
Total Vocational Evening-Local-Instruction	-	-	-	-	-
Vocational Evening-Local-Support Serv.					
Salaries	-	-	-	-	-
Personal Services - Employee Benefits	-	-	-	-	-
Purchased Professional and Technical Services	-	-	-	-	-
Other Purchased Services (400-500 series)	-	-	-	-	-
Supplies and Materials	-	-	-	-	-
Other Objects	-	-	-	-	-
Total Vocational Evening-Local-Support Serv.	-	-	-	-	-
Total Vocational Evening-Local	-	-	-	-	-
Even.-Sch.-Foreign-Born-Local-Inst.					
Salaries of Teachers	-	-	-	-	-
Other Salaries for Instruction	-	-	-	-	-
Purchased Professional and Technical Services	-	-	-	-	-
Other Purchased Services (400-500 series)	-	-	-	-	-
General Supplies	-	-	-	-	-
Textbooks	-	-	-	-	-
Other Objects	-	-	-	-	-
Total Even.-Sch.-Foreign-Born-Local-Inst.	-	-	-	-	-
Even.-Sch.-Foreign-Born-Local-Sup. Serv.					
Salaries	-	-	-	-	-
Personal Services - Employee Benefits	-	-	-	-	-
Purchased Professional and Technical Services	-	-	-	-	-
Other Purchased Services (400-500 series)	-	-	-	-	-
Supplies and Materials	-	-	-	-	-
Other Objects	-	-	-	-	-
Total Even.-Sch.-Foreign-Born-Local-Sup. Serv.	-	-	-	-	-
Total Even.-Sch.-Foreign-Born-Local	-	-	-	-	-
TOTAL SPECIAL SCHOOLS	-	-	-	-	-
Transfer of Funds to Charter Schools	-	-	-	-	-
TOTAL SCHOOL BASED EXPENDITURES	\$ 3,194,247	\$ (120,268)	\$ 3,073,979	\$ 2,877,676	\$ 196,303

**PATERSON PUBLIC SCHOOLS
 BLENDED RESOURCE FUND 15
 SCHEDULE OF BLENDED EXPENDITURES-BUDGET AND ACTUAL
 FOR THE FISCAL YEAR ENDED JUNE 30, 2009**

<u>School: No. 29</u>	<u>Original Budget</u>	<u>Budget Transfers</u>	<u>Final Budget</u>	<u>Actual</u>	<u>Variance Final to Actual</u>
Other Financing Sources:					
Operating Transfer In	\$ 3,194,247	\$ (120,268)	\$ 3,073,979	\$ 2,877,676	\$ 196,303
Operating Transfer Out:					
Transfer to Food Service Fund - Board Contribution	-	-	-	-	-
Capital Leases (non-budgeted)	-	-	-	-	-
Total Other Financing Sources:	<u>3,194,247</u>	<u>(120,268)</u>	<u>3,073,979</u>	<u>2,877,676</u>	<u>196,303</u>
Excess (Deficiency) of Other Financing Sources Over (Under) Expenditures and Other Financing (Uses)	-	-	-	-	-
Fund Balance, July 1	-	-	-	-	-
Fund Balance, June 30	<u>\$ -</u>	<u>\$ -</u>	<u>\$ -</u>	<u>\$ -</u>	<u>\$ -</u>

**PATERSON PUBLIC SCHOOLS
 BLENDED RESOURCE FUND 15
 SCHEDULE OF BLENDED EXPENDITURES-BUDGET AND ACTUAL
 FOR THE FISCAL YEAR ENDED JUNE 30, 2009**

<u>School: No. 30 MLK</u>	<u>Original Budget</u>	<u>Budget Transfers</u>	<u>Final Budget</u>	<u>Actual</u>	<u>Variance Final to Actual</u>
REGULAR PROGRAMS - INSTRUCTION					
Regular Programs - Instruction					
Kindergarten - Salaries of Teachers	\$ 1,093,868	\$ (200,750)	\$ 893,118	\$ 893,118	-
Grades 1-5 - Salaries of Teachers	2,145,856	(72,890)	2,072,966	2,072,966	-
Grades 6-8 - Salaries of Teachers	1,020,361	205,705	1,226,066	1,226,066	-
Grades 9-12 - Salaries of Teachers		-			-
Regular Programs - Home Instruction:					
Salaries of Teachers		-			-
Other Salaries for Instruction		-			-
Purchased Professional -Educational Services		-			-
Purchased Technical Services		-			-
Other Purchased Services (400-500 series)		-			-
General Supplies		-			-
Textbooks		-			-
Other Objects		-			-
Regular Programs - Undistributed Instruction					
Other Salaries for Instruction	858,146	(330,225)	527,921	526,783	\$ 1,138
Purchased Professional-Educational Services		-			-
Purchased Technical Services	100	-	100		100
Other Purchased Services (400-500 series)	7,200	-	7,200		7,200
General Supplies	254,673	(18,750)	235,923	228,578	7,345
Textbooks	20,000	-	20,000	17,901	2,099
Other Objects		6,125	6,125	2,535	3,590
TOTAL REGULAR PROGRAMS - INSTRUCTION	5,400,204	(410,785)	4,989,419	4,967,947	21,472
SPECIAL EDUCATION - INSTRUCTION					
Cognitive - Mild:					
Salaries of Teachers	-	-	-	-	-
Other Salaries for Instruction	-	-	-	-	-
Purchased Professional-Educational Services	-	-	-	-	-
Purchased Technical Services	-	-	-	-	-
Other Purchased Services (400-500 series)	-	-	-	-	-
General Supplies	-	-	-	-	-
Textbooks	-	-	-	-	-
Other Objects	-	-	-	-	-
Total Cognitive - Mild	-	-	-	-	-
Cognitive - Moderate:					
Salaries of Teachers	-	-	-	-	-
Other Salaries for Instruction	-	-	-	-	-
Purchased Professional-Educational Services	-	-	-	-	-
Purchased Technical Services	-	-	-	-	-
Other Purchased Services (400-500 series)	-	-	-	-	-
General Supplies	-	-	-	-	-
Textbooks	-	-	-	-	-
Other Objects	-	-	-	-	-
Total Cognitive - Moderate	-	-	-	-	-
Learning and/or Language Disabilities:					
Salaries of Teachers	158,151	-	158,151	127,272	30,879
Other Salaries for Instruction	120,963	-	120,963	106,770	14,193
Purchased Professional-Educational Services		-			-
Purchased Technical Services		-			-
Other Purchased Services (400-500 series)		-			-
General Supplies	3,050	-	3,050	2,955	95
Textbooks	3,700	-	3,700	3,700	-
Other Objects	-	-	-	-	-
Total Learning and/or Language Disabilities	285,864	-	285,864	240,697	45,167

Continued

**PATERSON PUBLIC SCHOOLS
 BLENDED RESOURCE FUND 15
 SCHEDULE OF BLENDED EXPENDITURES-BUDGET AND ACTUAL
 FOR THE FISCAL YEAR ENDED JUNE 30, 2009**

<u>School: No. 30 MLK</u>	<u>Original Budget</u>	<u>Budget Transfers</u>	<u>Final Budget</u>	<u>Actual</u>	<u>Variance Final to Actual</u>
Visual Impairments:					
Salaries of Teachers	-	-	-	-	-
Other Salaries for Instruction	-	-	-	-	-
Purchased Professional-Educational Services	-	-	-	-	-
Purchased Technical Services	-	-	-	-	-
Other Purchased Services (400-500 series)	-	-	-	-	-
General Supplies	-	-	-	-	-
Textbooks	-	-	-	-	-
Other Objects	-	-	-	-	-
Total Visual Impairments	-	-	-	-	-
Auditory Impairments:					
Salaries of Teachers	-	-	-	-	-
Other Salaries for Instruction	-	-	-	-	-
Purchased Professional-Educational Services	-	-	-	-	-
Purchased Technical Services	-	-	-	-	-
Other Purchased Services (400-500 series)	-	-	-	-	-
General Supplies	-	-	-	-	-
Textbooks	-	-	-	-	-
Other Objects	-	-	-	-	-
Total Auditory Impairments	-	-	-	-	-
Behavioral Disabilities:					
Salaries of Teachers	\$ 54,148	-	\$ 54,148	\$ 53,648	\$ 500
Other Salaries for Instruction	75,167	\$ 309	75,476	75,476	-
Purchased Professional-Educational Services	-	-	-	-	-
Purchased Technical Services	-	-	-	-	-
Other Purchased Services (400-500 series)	-	-	-	-	-
General Supplies	900	-	900	872	28
Textbooks	3,400	-	3,400	1,140	2,260
Other Objects	-	-	-	-	-
Total Behavioral Disabilities	133,615	309	133,924	131,136	2,788
Multiple Disabilities:					
Salaries of Teachers	-	-	-	-	-
Other Salaries for Instruction	-	-	-	-	-
Purchased Professional-Educational Services	-	-	-	-	-
Purchased Technical Services	-	-	-	-	-
Other Purchased Services (400-500 series)	-	-	-	-	-
General Supplies	-	-	-	-	-
Textbooks	-	-	-	-	-
Other Objects	-	-	-	-	-
Total Multiple Disabilities	-	-	-	-	-
Resource Room/Resource Center:					
Salaries of Teachers	362,385	-	362,385	350,306	12,079
Other Salaries for Instruction	-	-	-	-	-
Purchased Professional-Educational Services	-	-	-	-	-
Purchased Technical Services	-	-	-	-	-
Other Purchased Services (400-500 series)	-	-	-	-	-
General Supplies	2,900	-	2,900	2,574	326
Textbooks	-	-	-	-	-
Other Objects	-	-	-	-	-
Total Resource Room/Resource Center	365,285	-	365,285	352,880	12,405

**PATERSON PUBLIC SCHOOLS
 BLENDED RESOURCE FUND 15
 SCHEDULE OF BLENDED EXPENDITURES-BUDGET AND ACTUAL
 FOR THE FISCAL YEAR ENDED JUNE 30, 2009**

<u>School: No. 30 MLK</u>	<u>Original Budget</u>	<u>Budget Transfers</u>	<u>Final Budget</u>	<u>Actual</u>	<u>Variance Final to Actual</u>
Autism:					
Salaries of Teachers	-	-	-	-	-
Other Salaries for Instruction	-	-	-	-	-
Purchased Professional-Educational Services	-	-	-	-	-
Purchased Technical Services	-	-	-	-	-
Other Purchased Services (400-500 series)	-	-	-	-	-
General Supplies	-	-	-	-	-
Textbooks	-	-	-	-	-
Other Objects	-	-	-	-	-
Total Autism	-	-	-	-	-
Preschool Disabilities - Part-Time:					
Salaries of Teachers	-	-	-	-	-
Other Salaries for Instruction	-	-	-	-	-
Purchased Professional-Educational Services	-	-	-	-	-
Purchased Technical Services	-	-	-	-	-
Other Purchased Services (400-500 series)	-	-	-	-	-
General Supplies	-	-	-	-	-
Textbooks	-	-	-	-	-
Other Objects	-	-	-	-	-
Total Preschool Disabilities - Part-Time	-	-	-	-	-
Preschool Disabilities - Full-Time:					
Salaries of Teachers	-	-	-	-	-
Other Salaries for Instruction	-	-	-	-	-
Purchased Professional-Educational Services	-	-	-	-	-
Purchased Technical Services	-	-	-	-	-
Other Purchased Services (400-500 series)	-	-	-	-	-
General Supplies	-	-	-	-	-
Textbooks	-	-	-	-	-
Other Objects	-	-	-	-	-
Total Preschool Disabilities - Full-Time:	-	-	-	-	-
Home Instruction:					
Salaries of Teachers	-	-	-	-	-
Other Salaries for Instruction	-	-	-	-	-
Purchased Professional-Educational Services	-	-	-	-	-
Purchased Technical Services	-	-	-	-	-
Other Purchased Services (400-500 series)	-	-	-	-	-
General Supplies	-	-	-	-	-
Textbooks	-	-	-	-	-
Other Objects	-	-	-	-	-
Total Home Instruction	-	-	-	-	-
Cognitive - Severe:					
Salaries of Teachers	-	-	-	-	-
Other Salaries for Instruction	-	-	-	-	-
Purchased Professional-Educational Services	-	-	-	-	-
Purchased Technical Services	-	-	-	-	-
Other Purchased Services (400-500 series)	-	-	-	-	-
General Supplies	-	-	-	-	-
Textbooks	-	-	-	-	-
Other Objects	-	-	-	-	-
Total Cognitive - Severe	-	-	-	-	-
TOTAL SPECIAL EDUCATION - INSTRUCTION	\$ 784,764	\$ 309	\$ 785,073	\$ 724,713	\$ 60,360

**PATERSON PUBLIC SCHOOLS
 BLENDED RESOURCE FUND 15
 SCHEDULE OF BLENDED EXPENDITURES-BUDGET AND ACTUAL
 FOR THE FISCAL YEAR ENDED JUNE 30, 2009**

<u>School: No. 30 MLK</u>	<u>Original Budget</u>	<u>Budget Transfers</u>	<u>Final Budget</u>	<u>Actual</u>	<u>Variance Final to Actual</u>
Basic Skills/Remedial - Instruction					
Salaries of Teachers	-	-	-	-	-
Other Salaries for Instruction					
Purchased Professional-Educational Services					
Purchased Technical Services					
Other Purchased Services (400-500 series)					
General Supplies					
Textbooks					
Other Objects					
Total Basic Skills/Remedial - Instruction	-	-	-	-	-
Bilingual Education - Instruction					
Salaries of Teachers	\$ 406,014	\$ (80,521)	\$ 325,493	\$ 325,493	-
Other Salaries for Instruction	123,334	16,317	139,651	139,651	-
Purchased Professional-Educational Services		-			-
Purchased Technical Services		-			-
Other Purchased Services (400-500 series)		-			-
General Supplies	8,250	-	8,250	6,676	\$ 1,574
Textbooks	350	-	350	158	192
Other Objects		-			-
Total Bilingual Education - Instruction	537,948	(64,204)	473,744	471,978	1,766
Vocational Programs - Local - Instruction					
Salaries of Teachers	-	-	-	-	-
Other Salaries for Instruction	-	-	-	-	-
Purchased Professional-Educational Services	-	-	-	-	-
Purchased Technical Services	-	-	-	-	-
Other Purchased Services (400-500 series)	-	-	-	-	-
General Supplies	-	-	-	-	-
Textbooks	-	-	-	-	-
Other Objects	-	-	-	-	-
Total Vocational Programs - Local - Instruction	-	-	-	-	-
School-Spon. Cocurricular Actvts. - Inst.					
Salaries	-	-	-	-	-
Purchased Services (300-500 series)	-	-	-	-	-
Supplies and Materials	-	-	-	-	-
Other Objects	-	-	-	-	-
Transfers to Cover Deficit (Agency Funds)	-	-	-	-	-
Total School-Spon. Cocurricular Actvts. - Inst.	-	-	-	-	-
School-Spon. Cocurricular Athletics - Inst.					
Salaries	-	-	-	-	-
Purchased Services (300-500 series)	-	-	-	-	-
Supplies and Materials	-	-	-	-	-
Other Objects	-	-	-	-	-
Transfers to Cover Deficit (Agency Funds)	-	-	-	-	-
Total School-Spon. Cocurricular Athletics - Inst.	-	-	-	-	-
Other Instructional Programs - Instruction					
Salaries	-	-	-	-	-
Purchased Services (300-500 series)	-	-	-	-	-
Supplies and Materials	-	-	-	-	-
Other Objects	-	-	-	-	-
Transfers to Cover Deficit (Agency Funds)	-	-	-	-	-
Total Other Instructional Programs - Instruction	-	-	-	-	-

**PATERSON PUBLIC SCHOOLS
 BLENDED RESOURCE FUND 15
 SCHEDULE OF BLENDED EXPENDITURES-BUDGET AND ACTUAL
 FOR THE FISCAL YEAR ENDED JUNE 30, 2009**

<u>School: No. 30 MLK</u>	<u>Original Budget</u>	<u>Budget Transfers</u>	<u>Final Budget</u>	<u>Actual</u>	<u>Variance Final to Actual</u>
Community Services Programs/Operations					
Salaries	-	-	-	-	-
Purchased Services (300-500 series)	-	-	-	-	-
Supplies and Materials	-	-	-	-	-
Other Objects	-	-	-	-	-
Transfers to Cover Deficit (Agency Funds)	-	-	-	-	-
Total Community Services/Operations	-	-	-	-	-
Total Instruction	\$ 6,722,916	\$ (474,680)	\$ 6,248,236	\$ 6,164,638	\$ 83,598
Undistributed Expenditures - Instruction:					
Tuition to Other LEAs Within the State - Regular	-	-	-	-	-
Tuition to Other LEAs Within the Stat - Special	-	-	-	-	-
Tuition to County Voc. School Dist. - Regular	-	-	-	-	-
Tuition to County Voc. School Dist. - Special	-	-	-	-	-
Tuition to CSSD & Regional Day Schools	-	-	-	-	-
Tuition to Private Schools for the Disabled - Within State	-	-	-	-	-
Tuition to Private Schools for the Disabled & Oth LEAS - Spl, O/S	-	-	-	-	-
Tuition - State Facilities	-	-	-	-	-
Tuition - Other	-	-	-	-	-
Total Undistributed Expenditures - Instruction:	-	-	-	-	-
Undistributed Expend. - Attend. & Social Work					
Salaries	16,900	-	16,900	15,138	1,762
Purchased Professional and Technical Services	-	-	-	-	-
Other Purchased Services (400-500 series)	-	-	-	-	-
Supplies and Materials	400	-	400	-	400
Other Objects	-	-	-	-	-
Total Undistributed Expend. - Attend. & Social Work	17,300	-	17,300	15,138	2,162
Undistributed Expenditures - Health Services					
Salaries	149,643	-	149,643	149,143	500
Purchased Professional and Technical Services	-	-	-	-	-
Other Purchased Services (400-500 series)	-	-	-	-	-
Supplies and Materials	1,000	-	1,000	798	202
Other Objects	-	-	-	-	-
Total Undistributed Expenditures - Health Services	150,643	-	150,643	149,941	702
Undist. Expend. - Other Supp. Serv. Students - Related Serv.					
Salaries	-	-	-	-	-
Purchased Professional - Educational Services	-	-	-	-	-
Supplies and Materials	-	-	-	-	-
Other Objects	-	-	-	-	-
Total Undist. Expend. - Other Supp. Serv. Students - Related Serv.	-	-	-	-	-
Undist. Expend. - Other Supp. Serv. Students - Extra Serv.					
Salaries	-	-	-	-	-
Purchased Professional - Educational Services	-	-	-	-	-
Supplies and Materials	-	-	-	-	-
Other Objects	-	-	-	-	-
Total Undist. Expend. - Other Supp. Serv. Students - Extra Serv.	-	-	-	-	-
Undist. Expend. - Other Supp. Serv. Students-Reg.					
Salaries	201,366	-	201,366	201,366	-
Salaries of Secretarial and Clerical Assistants	-	-	-	-	-
Other Salaries	-	-	-	-	-
Purchased Professional - Educational Services	-	-	-	-	-
Other Purchased Prof. and Tech. Services	-	-	-	-	-
Other Purchased Services (400-500 series)	-	-	-	-	-
Supplies and Materials	1,200	-	1,200	342	858
Other Objects	2,100	-	2,100	-	2,100
Total Undist. Expend. - Other Supp. Serv. Students-Reg.	204,666	-	204,666	201,708	2,958

Continued

**PATERSON PUBLIC SCHOOLS
 BLENDED RESOURCE FUND 15
 SCHEDULE OF BLENDED EXPENDITURES-BUDGET AND ACTUAL
 FOR THE FISCAL YEAR ENDED JUNE 30, 2009**

<u>School: No. 30 MLK</u>	<u>Original Budget</u>	<u>Budget Transfers</u>	<u>Final Budget</u>	<u>Actual</u>	<u>Variance Final to Actual</u>
Undist. Expend. - Other Supp. Serv. Students -Spl.					
Salaries of Other Professional Staff	-	-	-	-	-
Salaries of Secretarial and Clerical Assistants	-	-	-	-	-
Other Salaries	-	-	-	-	-
Purchased Professional - Educational Services	-	-	-	-	-
Other Purchased Prof. and Tech. Services	-	-	-	-	-
Residential Costs	-	-	-	-	-
Mis. Pur. Serv.(400-500 series O/than Residential)	-	-	-	-	-
Supplies and Materials	-	-	-	-	-
Other Objects	-	-	-	-	-
Total Undist. Expend. - Other Supp. Serv. Students -Spl.	-	-	-	-	-
Undist. Expend. - Improvement of Inst. Serv.					
Salaries of Supervisor of Instruction	-	-	-	-	-
Salaries of Other Professional Staff	\$ 95,847	\$ 1,201	\$ 97,048	\$ 97,048	-
Salaries of Secr and Clerical Assist.	-	-	-	-	-
Other Salaries	-	-	-	-	-
Purchased Prof- Educational Services	-	-	-	-	-
Other Purch Prof. and Tech. Services	-	-	-	-	-
Other Purch Services (400-500)	-	-	-	-	-
Supplies and Materials	1,700	-	1,700	1,693	\$ 7
Other Objects	-	-	-	-	-
Total Undist. Expend. - Improvement of Inst. Serv.	97,547	1,201	98,748	98,741	7
Undist. Expend. - Edu. Media Serv./Sch. Library					
Salaries	199,375	-	199,375	199,375	-
Purchased Professional and Technical Services	-	-	-	-	-
Other Purchased Services (400-500 series)	600	-	600	599	1
Supplies and Materials	15,000	-	15,000	9,729	5,271
Other Objects	-	-	-	-	-
Total Undist. Expend. - Edu. Media Serv./Sch. Library	214,975	-	214,975	209,703	5,272
Undist. Expend. - Instructional Staff Training Serv.					
Salaries of Supervisors of Instruction	-	-	-	-	-
Salaries of Other Professional Staff	-	-	-	-	-
Salaries of Secretarial and Clerical Assist	-	-	-	-	-
Other Salaries	-	-	-	-	-
Purchased Professional - Educational Serv	-	-	-	-	-
Other Purchased Prof. and Tech. Services	-	-	-	-	-
Other Purchased Services (400-500 series)	-	-	-	-	-
Supplies and Materials	-	-	-	-	-
Other Objects	-	-	-	-	-
Total Undist. Expend. - Instructional Staff Training Serv.	-	-	-	-	-
Undist. Expend. - Supp. Serv. - General Admin.					
Salaries	-	-	-	-	-
Legal Services	-	-	-	-	-
Other Purchased Professional Services	-	-	-	-	-
Purchased Technical Services	-	-	-	-	-
Communications/Telephone	-	-	-	-	-
Other Purchased Services (400-500 series)	-	-	-	-	-
Supplies and Materials	-	-	-	-	-
Judgements Against The School District	-	-	-	-	-
Miscellaneous Expenditures	-	-	-	-	-
Total Undist. Expend. - Supp. Serv. - General Admin.	-	-	-	-	-

Continued

**PATERSON PUBLIC SCHOOLS
BLENDED RESOURCE FUND 15
SCHEDULE OF BLENDED EXPENDITURES-BUDGET AND ACTUAL
FOR THE FISCAL YEAR ENDED JUNE 30, 2009**

<u>School: No. 30 MLK</u>	<u>Original Budget</u>	<u>Budget Transfers</u>	<u>Final Budget</u>	<u>Actual</u>	<u>Variance Final to Actual</u>
Undist. Expend. - Support Serv. - School Admin.					
Salaries of Principals/Assistant Principals	\$ 337,206	\$ 900	\$ 338,106	\$ 338,106	-
Salaries of Other Professional Staff		-			-
Salaries of Secretarial and Clerical Assistants	154,017	-	154,017	142,878	\$ 11,139
Other Salaries		-			-
Purchased Professional and Technical Services	500	-	500		500
Other Purchased Services (400-500 series)	1,000	-	1,000		1,000
Supplies and Materials	10,000	-	10,000	6,303	3,697
Other Objects	3,000	-	3,000	1,659	1,341
Total Undist. Expend. - Support Serv. - School Admin.	<u>505,723</u>	<u>900</u>	<u>506,623</u>	<u>488,946</u>	<u>17,677</u>
Undist. Expend. - Allowable Maintenance for School Facilities					
Salaries	-	-	-	-	-
Cleaning, Repair, and Maintenance Services	-	-	-	-	-
General Supplies	-	-	-	-	-
Other Objects	-	-	-	-	-
Total Undist. Expend. - Allowable Maintenance for School Facilities	<u>-</u>	<u>-</u>	<u>-</u>	<u>-</u>	<u>-</u>
Undist. Expend. - Oth. Oper. & Maint. of Plant					
Salaries	85,725	-	85,725	80,980	4,745
Purchased Professional and Technical Services	-	-	-	-	-
Cleaning, Repair and Maintenance Services	-	-	-	-	-
Rental of land & Building Other than Lease Purchases	-	-	-	-	-
Other Purchased Property Services	-	-	-	-	-
Insurance	-	-	-	-	-
Miscellaneous Purchased Services	-	-	-	-	-
General Supplies	-	-	-	-	-
Energy (Energy and Electricity)	-	-	-	-	-
Other Objects	-	-	-	-	-
Total Undist. Expend. - Other Oper. & Maint. Of Plant	<u>85,725</u>	<u>-</u>	<u>85,725</u>	<u>80,980</u>	<u>4,745</u>
Total Undist. Expend. - Oper. & Maint. Of Plant	<u>85,725</u>	<u>-</u>	<u>85,725</u>	<u>80,980</u>	<u>4,745</u>
Undist. Expend. - Student Transportation Serv.					
Sal. For Pup. Trans. (Bet. Home and School) - Regular	-	-	-	-	-
Sal. For Pup. Trans. (Bet. Home and School) - Special	-	-	-	-	-
Sal. For Pup. Trans. (Other than Bet. Home and School)	-	-	-	-	-
Management Fees - ESC & CTSA Transportation Programs	-	-	-	-	-
Other Purchased Professional and Technical Services	-	-	-	-	-
Cleaning, Repair and Maintenance Services	-	-	-	-	-
Rental Payments - School Buses	-	-	-	-	-
Lease Purchase Payments - School Buses	-	-	-	-	-
Contract Services - (Between Home and School) - Vendors	-	-	-	-	-
Contr Serv (Oth. than Bet Home & Sch)-Vend	-	3,600	3,600	3,384	216
Contract Services - (Between Home and Sch) - Joint Agrmts	-	-	-	-	-
Contr Serv (Spl. Ed. Students) - Vendors	-	-	-	-	-
Contr Serv (Spl. Ed. Students) - Joint Agrmt	-	-	-	-	-
Contr Serv (Regular Students) - ESCs & CTSA	-	-	-	-	-
Contr Serv (Spl. Ed. Students) - ESCs & CTSA	-	-	-	-	-
Contr Serv. - Aid in Lieu Payments	-	-	-	-	-
Misc. Purchased Serv. - Transportation	-	-	-	-	-
Supplies and Materials	-	-	-	-	-
Miscellaneous Expenditures	-	-	-	-	-
Total Undist. Expend. - Student Transportation Serv.	<u>-</u>	<u>3,600</u>	<u>3,600</u>	<u>3,384</u>	<u>216</u>

Continued

**PATERSON PUBLIC SCHOOLS
BLENDED RESOURCE FUND 15
SCHEDULE OF BLENDED EXPENDITURES-BUDGET AND ACTUAL
FOR THE FISCAL YEAR ENDED JUNE 30, 2009**

<u>School: No. 30 MLK</u>	Original Budget	Budget Transfers	Final Budget	Actual	Variance Final to Actual
Undist. Expend. - Business and Other Support Serv.					
Increase in Sale/Lease-back Reserve	-	-	-	-	-
Salaries	-	-	-	-	-
Purchased Professional Services	-	-	-	-	-
Purchased Technical Services	-	-	-	-	-
Other Purchased Services (400-500 series Oth Residential Costs)	-	-	-	-	-
Sale/Lease-back Payments	-	-	-	-	-
Supplies and Materials	-	-	-	-	-
Interest on Current Loan	-	-	-	-	-
Interest on Lease Purchase Agreements	-	-	-	-	-
Miscellaneous Expenditures	-	-	-	-	-
Total Undist. Expend. - Business and Other Support Serv.	-	-	-	-	-
UNALLOCATED BENEFITS					
Group Insurance	-	-	-	-	-
Social Security Contributions	\$ 227,318	-	\$ 227,318	\$ 123,790	\$ 103,528
T.P.A.F. Contributions - ERIP	-	-	-	-	-
Other Retirement Contributions - Regular	-	-	-	-	-
Other Retirement Contributions - ERIP	-	-	-	-	-
Unemployment Compensation	-	-	-	-	-
Workmen's Compensation	-	-	-	-	-
Health Benefits	1,575,343	-	1,575,343	1,405,218	170,125
Tuition Reimbursement	-	-	-	-	-
Other Employee Benefits	-	-	-	-	-
TOTAL UNALLOCATED BENEFITS	1,802,661	-	1,802,661	1,529,008	273,653
On-behalf TPAF pension Contributions (non-budgeted)	-	-	-	-	-
Reimbursed TPAF Social Security Contributions (non-budgeted)	-	-	-	-	-
TOTAL ON-BEHALF CONTRIBUTIONS	-	-	-	-	-
TOTAL PERSONAL SERVICES - EMPLOYEE BENEFITS	1,802,661	-	1,802,661	1,529,008	273,653
Undistributed Expenditures - Food Services					
Transfers to Cover Deficit (Enterprise Fund)	-	-	-	-	-
TOTAL UNDISTRIBUTED EXPENDITURES	3,079,240	\$ 5,701	3,084,941	2,777,549	307,392
TOTAL SCHOOL BASED BUDGET CURRENT EXPENSE	9,802,156	(468,979)	9,333,177	8,942,187	390,990
CAPITAL OUTLAY					
Equipment					
Regular Program - Instruction:					
Kindergarten	-	-	-	-	-
Grades 1-5	-	-	-	-	-
Grades 6-8	-	-	-	-	-
Grades 9-12	-	-	-	-	-
Home Instruction	-	-	-	-	-
Special Education - Instruction:					
Cognitive - Mild	-	-	-	-	-
Cognitive - Moderate	-	-	-	-	-
Learning and/or Language Disabilities	-	-	-	-	-
Visual Impairments	-	-	-	-	-
Auditory Impairments	-	-	-	-	-
Behavioral Disabilities	-	-	-	-	-
Multiple Disabilities	-	-	-	-	-
Resource Room/Resource Center	-	-	-	-	-
Autism	-	-	-	-	-
Preschool Disabilities - Part-Time	-	-	-	-	-
Preschool Disabilities - Full-Time	-	-	-	-	-
Home Instruction	-	-	-	-	-
Cognitive - Severe	-	-	-	-	-

Continued

**PATERSON PUBLIC SCHOOLS
 BLENDED RESOURCE FUND 15
 SCHEDULE OF BLENDED EXPENDITURES-BUDGET AND ACTUAL
 FOR THE FISCAL YEAR ENDED JUNE 30, 2009**

<u>School: No. 30 MLK</u>	Original Budget	Budget Transfers	Final Budget	Actual	Variance Final to Actual
Basic Skills/Remedial - Instruction	-	-	-	-	-
Bilingual Education - Instruction	-	-	-	-	-
Vocational Programs - Local - Instruction	-	-	-	-	-
School-Sponsored and Other Instructional Program	-	-	-	-	-
Undistributed Expenditures - Instruction	-	-	-	-	-
Undist.Expend.-Support Serv.-Students - Reg.	-	-	-	-	-
Undist.Expend.-Support Serv. - Related & Extraordinary	-	-	-	-	-
Undist.Expend.-Support Serv.-Students - Special	-	-	-	-	-
Undist.Expend.-Support Serv. - Inst. Staff	-	-	-	-	-
Undistributed Expenditures - General Admin.	-	-	-	-	-
Undistributed Expenditures - School Admin.	-	-	-	-	-
Undistributed Expenditures - Operation of Plant Services	-	-	-	-	-
Undistributed Expenditures - Student Trans. - Non Inst. Equip	-	-	-	-	-
School Buses - Regular	-	-	-	-	-
School Buses - Special	-	-	-	-	-
Undistributed Expenditures - Business/Other Support Serv.	-	-	-	-	-
Undistributed Expenditures - Non Inst. Serv.	-	-	-	-	-
Special Schools (All Programs)	-	-	-	-	-
Total Equipment	-	-	-	-	-
Facilities Acquisition and Construction Services					
Salaries	-	-	-	-	-
Legal Services	-	-	-	-	-
Other Purchased Prof. and Tech. Services	-	-	-	-	-
Construction Services	-	-	-	-	-
General Supplies	-	-	-	-	-
Land and Improvements	-	-	-	-	-
Lease Purchase Agreements - Principal	-	-	-	-	-
Buildings Other than Lease Purchase Agreement	-	-	-	-	-
Other Objects	-	-	-	-	-
Facilities Grant - Transfer to Special Revenue	-	-	-	-	-
Total Facilities Acquisition and Construction Services	-	-	-	-	-
Capital Reserve - Transfer to Capital Projects	-	-	-	-	-
Capital Reserve - Transfer to Debt Service	-	-	-	-	-
Assets Acquired Under Capital Leases (non-budgeted)					
Undistributed Expenditures:					
General Administration	-	-	-	-	-
School Administration	-	-	-	-	-
Assets Acquired Under Capital Leases (non-budgeted)	-	-	-	-	-
TOTAL CAPITAL OUTLAY	-	-	-	-	-
SPECIAL SCHOOLS					
Summer School - Instruction					
Salaries of Teachers	-	-	-	-	-
Other Salaries for Instruction	-	-	-	-	-
Purchased Professional and Technical Services	-	-	-	-	-
Other Purchased Services (400-500 series)	-	-	-	-	-
General Supplies	-	-	-	-	-
Textbooks	-	-	-	-	-
Other Objects	-	-	-	-	-
Total Summer School - Instruction	-	-	-	-	-

Continued

**PATERSON PUBLIC SCHOOLS
 BLENDED RESOURCE FUND 15
 SCHEDULE OF BLENDED EXPENDITURES-BUDGET AND ACTUAL
 FOR THE FISCAL YEAR ENDED JUNE 30, 2009**

<u>School: No. 30 MLK</u>	<u>Original Budget</u>	<u>Budget Transfers</u>	<u>Final Budget</u>	<u>Actual</u>	<u>Variance Final to Actual</u>
Summer School - Support Services					
Salaries	-	-	-	-	-
Personal Services - Employee Benefits	-	-	-	-	-
Purchased Professional and Technical Services	-	-	-	-	-
Other Purchased Services (400-500 series)	-	-	-	-	-
Supplies and Materials	-	-	-	-	-
Other Objects	-	-	-	-	-
Total Summer School - Support Services	-	-	-	-	-
Total Summer School	-	-	-	-	-
Other Special Schools - Instruction					
Salaries of Teachers	-	-	-	-	-
Other Salaries for Instruction	-	-	-	-	-
Purchased Professional and Technical Services	-	-	-	-	-
Other Purchased Services (400-500 series)	-	-	-	-	-
General Supplies	-	-	-	-	-
Textbooks	-	-	-	-	-
Other Objects	-	-	-	-	-
Total Other Special Schools - Instruction	-	-	-	-	-
Other Special Schools - Support Services					
Salaries	-	-	-	-	-
Personal Services - Employee Benefits	-	-	-	-	-
Purchased Professional and Technical Services	-	-	-	-	-
Other Purchased Services (400-500 series)	-	-	-	-	-
Supplies and Materials	-	-	-	-	-
Other Objects	-	-	-	-	-
Total Other Special Schools - Support Services	-	-	-	-	-
Total Other Special Schools	-	-	-	-	-
Accred. Even./Adult H.S./Post-Grad.-Inst.					
Salaries of Teachers	-	-	-	-	-
Other Salaries for Instruction	-	-	-	-	-
Purchased Professional and Technical Services	-	-	-	-	-
Other Purchased Services (400-500 series)	-	-	-	-	-
General Supplies	-	-	-	-	-
Textbooks	-	-	-	-	-
Other Objects	-	-	-	-	-
Total Accred. Even./Adult H.S./Post-Grad.-Inst.	-	-	-	-	-
Accred. Even./Adult H.S./Post-Grad.-Supp. Service					
Salaries	-	-	-	-	-
Personal Services - Employee Benefits	-	-	-	-	-
Purchased Professional and Technical Services	-	-	-	-	-
Other Purchased Services (400-500 series)	-	-	-	-	-
Supplies and Materials	-	-	-	-	-
Other Objects	-	-	-	-	-
Total Accred. Even./Adult H.S./Post-Grad.-Supp. Service	-	-	-	-	-
Total Accred. Even./Adult H.S./Post-Grad.	-	-	-	-	-
Adult Education-Local-Instruction					
Salaries of Teachers	-	-	-	-	-
Other Salaries for Instruction	-	-	-	-	-
Purchased Professional and Technical Services	-	-	-	-	-
Other Purchased Services (400-500 series)	-	-	-	-	-
General Supplies	-	-	-	-	-
Textbooks	-	-	-	-	-
Other Objects	-	-	-	-	-
Total Adult Education-Local-Instruction	-	-	-	-	-

**PATERSON PUBLIC SCHOOLS
 BLENDED RESOURCE FUND 15
 SCHEDULE OF BLENDED EXPENDITURES-BUDGET AND ACTUAL
 FOR THE FISCAL YEAR ENDED JUNE 30, 2009**

<u>School: No. 30 MLK</u>	<u>Original Budget</u>	<u>Budget Transfers</u>	<u>Final Budget</u>	<u>Actual</u>	<u>Variance Final to Actual</u>
Adult Education-Local -Support Serv.					
Salaries	-	-	-	-	-
Personal Services - Employee Benefits	-	-	-	-	-
Purchased Professional and Technical Services	-	-	-	-	-
Other Purchased Services (400-500 series)	-	-	-	-	-
Supplies and Materials	-	-	-	-	-
Other Objects	-	-	-	-	-
Total Adult Education-Local -Support Serv.	-	-	-	-	-
Total Adult Education-Local	-	-	-	-	-
Vocational Evening-Local-Instruction					
Salaries of Teachers	-	-	-	-	-
Other Salaries for Instruction	-	-	-	-	-
Purchased Professional and Technical Services	-	-	-	-	-
Other Purchased Services (400-500 series)	-	-	-	-	-
General Supplies	-	-	-	-	-
Textbooks	-	-	-	-	-
Other Objects	-	-	-	-	-
Total Vocational Evening-Local-Instruction	-	-	-	-	-
Vocational Evening-Local-Support Serv.					
Salaries	-	-	-	-	-
Personal Services - Employee Benefits	-	-	-	-	-
Purchased Professional and Technical Services	-	-	-	-	-
Other Purchased Services (400-500 series)	-	-	-	-	-
Supplies and Materials	-	-	-	-	-
Other Objects	-	-	-	-	-
Total Vocational Evening-Local-Support Serv.	-	-	-	-	-
Total Vocational Evening-Local	-	-	-	-	-
Even.-Sch.-Foreign-Born-Local-Inst.					
Salaries of Teachers	-	-	-	-	-
Other Salaries for Instruction	-	-	-	-	-
Purchased Professional and Technical Services	-	-	-	-	-
Other Purchased Services (400-500 series)	-	-	-	-	-
General Supplies	-	-	-	-	-
Textbooks	-	-	-	-	-
Other Objects	-	-	-	-	-
Total Even.-Sch.-Foreign-Born-Local-Inst.	-	-	-	-	-
Even.-Sch.-Foreign-Born-Local-Sup. Serv.					
Salaries	-	-	-	-	-
Personal Services - Employee Benefits	-	-	-	-	-
Purchased Professional and Technical Services	-	-	-	-	-
Other Purchased Services (400-500 series)	-	-	-	-	-
Supplies and Materials	-	-	-	-	-
Other Objects	-	-	-	-	-
Total Even.-Sch.-Foreign-Born-Local-Sup. Serv.	-	-	-	-	-
Total Even.-Sch.-Foreign-Born-Local	-	-	-	-	-
TOTAL SPECIAL SCHOOLS	-	-	-	-	-
Transfer of Funds to Charter Schools	-	-	-	-	-
TOTAL SCHOOL BASED EXPENDITURES	\$ 9,802,156	\$ (468,979)	\$ 9,333,177	\$ 8,942,187	\$ 390,990

Continued

**PATERSON PUBLIC SCHOOLS
 BLENDED RESOURCE FUND 15
 SCHEDULE OF BLENDED EXPENDITURES-BUDGET AND ACTUAL
 FOR THE FISCAL YEAR ENDED JUNE 30, 2009**

<u>School: No. 30 MLK</u>	<u>Original Budget</u>	<u>Budget Transfers</u>	<u>Final Budget</u>	<u>Actual</u>	<u>Variance Final to Actual</u>
Other Financing Sources:					
Operating Transfer In	\$ 9,802,156	\$ (468,979)	\$ 9,333,177	\$ 8,942,187	\$ 390,990
Operating Transfer Out:					
Transfer to Food Service Fund - Board Contribution	-	-	-	-	-
Capital Leases (non-budgeted)	-	-	-	-	-
Total Other Financing Sources:	<u>9,802,156</u>	<u>(468,979)</u>	<u>9,333,177</u>	<u>8,942,187</u>	<u>390,990</u>
Excess (Deficiency) of Other Financing Sources Over (Under) Expenditures and Other Financing (Uses)	-	-	-	-	-
Fund Balance, July 1	-	-	-	-	-
Fund Balance, June 30	<u>\$ -</u>	<u>\$ -</u>	<u>\$ -</u>	<u>\$ -</u>	<u>\$ -</u>

**PATERSON PUBLIC SCHOOLS
 BLENDED RESOURCE FUND 15
 SCHEDULE OF BLENDED EXPENDITURES-BUDGET AND ACTUAL
 FOR THE FISCAL YEAR ENDED JUNE 30, 2009**

<u>School: No. 33 EWK</u>	<u>Original Budget</u>	<u>Budget Transfers</u>	<u>Final Budget</u>	<u>Actual</u>	<u>Variance Final to Actual</u>
REGULAR PROGRAMS - INSTRUCTION					
Regular Programs - Instruction					
Kindergarten - Salaries of Teachers	\$ 159,011	-	\$ 159,011	\$ 157,511	\$ 1,500
Grades 1-5 - Salaries of Teachers	1,510,567	\$ 122,788	1,633,355	1,630,380	2,975
Grades 6-8 - Salaries of Teachers		-			-
Grades 9-12 - Salaries of Teachers		-			-
Regular Programs - Home Instruction:					
Salaries of Teachers		-			-
Other Salaries for Instruction		-			-
Purchased Professional -Educational Services		-			-
Purchased Technical Services		-			-
Other Purchased Services (400-500 series)		-			-
General Supplies		-			-
Textbooks		-			-
Other Objects		-			-
Regular Programs - Undistributed Instruction					
Other Salaries for Instruction	120,134	-	120,134	116,870	3,264
Purchased Professional-Educational Services		-			-
Purchased Technical Services		-			-
Other Purchased Services (400-500 series)		-			-
General Supplies	31,500	-	31,500	30,748	752
Textbooks	10,500	-	10,500	10,500	-
Other Objects		2,891	2,891	1,927	964
TOTAL REGULAR PROGRAMS - INSTRUCTION	1,831,712	125,679	1,957,391	1,947,936	9,455
SPECIAL EDUCATION - INSTRUCTION					
Cognitive - Mild:					
Salaries of Teachers	-	-	-	-	-
Other Salaries for Instruction	-	-	-	-	-
Purchased Professional-Educational Services	-	-	-	-	-
Purchased Technical Services	-	-	-	-	-
Other Purchased Services (400-500 series)	-	-	-	-	-
General Supplies	-	-	-	-	-
Textbooks	-	-	-	-	-
Other Objects	-	-	-	-	-
Total Cognitive - Mild	-	-	-	-	-
Cognitive - Moderate:					
Salaries of Teachers	-	-	-	-	-
Other Salaries for Instruction	-	-	-	-	-
Purchased Professional-Educational Services	-	-	-	-	-
Purchased Technical Services	-	-	-	-	-
Other Purchased Services (400-500 series)	-	-	-	-	-
General Supplies	-	-	-	-	-
Textbooks	-	-	-	-	-
Other Objects	-	-	-	-	-
Total Cognitive - Moderate	-	-	-	-	-
Learning and/or Language Disabilities:					
Salaries of Teachers	140,510	-	140,510	116,984	23,526
Other Salaries for Instruction	99,181	-	99,181	96,809	2,372
Purchased Professional-Educational Services		-			-
Purchased Technical Services		-			-
Other Purchased Services (400-500 series)		-			-
General Supplies	3,800	-	3,800	3,800	-
Textbooks	1,000	-	1,000	786	214
Other Objects	-	-	-	-	-
Total Learning and/or Language Disabilities	244,491	-	244,491	218,379	26,112

Continued

**PATERSON PUBLIC SCHOOLS
 BLENDED RESOURCE FUND 15
 SCHEDULE OF BLENDED EXPENDITURES-BUDGET AND ACTUAL
 FOR THE FISCAL YEAR ENDED JUNE 30, 2009**

<u>School: No. 33 EWK</u>	<u>Original Budget</u>	<u>Budget Transfers</u>	<u>Final Budget</u>	<u>Actual</u>	<u>Variance Final to Actual</u>
Visual Impairments:					
Salaries of Teachers	-	-	-	-	-
Other Salaries for Instruction	-	-	-	-	-
Purchased Professional-Educational Services	-	-	-	-	-
Purchased Technical Services	-	-	-	-	-
Other Purchased Services (400-500 series)	-	-	-	-	-
General Supplies	-	-	-	-	-
Textbooks	-	-	-	-	-
Other Objects	-	-	-	-	-
Total Visual Impairments	-	-	-	-	-
Auditory Impairments:					
Salaries of Teachers	-	-	-	-	-
Other Salaries for Instruction	-	-	-	-	-
Purchased Professional-Educational Services	-	-	-	-	-
Purchased Technical Services	-	-	-	-	-
Other Purchased Services (400-500 series)	-	-	-	-	-
General Supplies	-	-	-	-	-
Textbooks	-	-	-	-	-
Other Objects	-	-	-	-	-
Total Auditory Impairments	-	-	-	-	-
Behavioral Disabilities:					
Salaries of Teachers	-	-	-	-	-
Other Salaries for Instruction	-	-	-	-	-
Purchased Professional-Educational Services	-	-	-	-	-
Purchased Technical Services	-	-	-	-	-
Other Purchased Services (400-500 series)	-	-	-	-	-
General Supplies	-	-	-	-	-
Textbooks	-	-	-	-	-
Other Objects	-	-	-	-	-
Total Behavioral Disabilities	-	-	-	-	-
Multiple Disabilities:					
Salaries of Teachers	\$ 103,200	-	\$ 103,200	\$ 102,199	\$ 1,001
Other Salaries for Instruction	68,350	-	68,350	60,479	7,871
Purchased Professional-Educational Services	-	-	-	-	-
Purchased Technical Services	-	-	-	-	-
Other Purchased Services (400-500 series)	-	-	-	-	-
General Supplies	3,800	-	3,800	3,618	182
Textbooks	1,000	-	1,000	748	252
Other Objects	-	-	-	-	-
Total Multiple Disabilities	176,350	-	176,350	167,044	9,306
Resource Room/Resource Center:					
Salaries of Teachers	236,690	-	236,690	236,190	500
Other Salaries for Instruction	-	-	-	-	-
Purchased Professional-Educational Services	-	-	-	-	-
Purchased Technical Services	-	-	-	-	-
Other Purchased Services (400-500 series)	-	-	-	-	-
General Supplies	2,800	-	2,800	2,548	252
Textbooks	-	-	-	-	-
Other Objects	-	-	-	-	-
Total Resource Room/Resource Center	239,490	-	239,490	238,738	752

Continued

**PATERSON PUBLIC SCHOOLS
 BLENDED RESOURCE FUND 15
 SCHEDULE OF BLENDED EXPENDITURES-BUDGET AND ACTUAL
 FOR THE FISCAL YEAR ENDED JUNE 30, 2009**

<u>School: No. 33 EWK</u>	<u>Original Budget</u>	<u>Budget Transfers</u>	<u>Final Budget</u>	<u>Actual</u>	<u>Variance Final to Actual</u>
Autism:					
Salaries of Teachers	-	-	-	-	-
Other Salaries for Instruction	-	-	-	-	-
Purchased Professional-Educational Services	-	-	-	-	-
Purchased Technical Services	-	-	-	-	-
Other Purchased Services (400-500 series)	-	-	-	-	-
General Supplies	-	-	-	-	-
Textbooks	-	-	-	-	-
Other Objects	-	-	-	-	-
Total Autism	-	-	-	-	-
Preschool Disabilities - Part-Time:					
Salaries of Teachers	-	-	-	-	-
Other Salaries for Instruction	-	-	-	-	-
Purchased Professional-Educational Services	-	-	-	-	-
Purchased Technical Services	-	-	-	-	-
Other Purchased Services (400-500 series)	-	-	-	-	-
General Supplies	-	-	-	-	-
Textbooks	-	-	-	-	-
Other Objects	-	-	-	-	-
Total Preschool Disabilities - Part-Time	-	-	-	-	-
Preschool Disabilities - Full-Time:					
Salaries of Teachers	-	-	-	-	-
Other Salaries for Instruction	-	-	-	-	-
Purchased Professional-Educational Services	-	-	-	-	-
Purchased Technical Services	-	-	-	-	-
Other Purchased Services (400-500 series)	-	-	-	-	-
General Supplies	-	-	-	-	-
Textbooks	-	-	-	-	-
Other Objects	-	-	-	-	-
Total Preschool Disabilities - Full-Time:	-	-	-	-	-
Home Instruction:					
Salaries of Teachers	-	-	-	-	-
Other Salaries for Instruction	-	-	-	-	-
Purchased Professional-Educational Services	-	-	-	-	-
Purchased Technical Services	-	-	-	-	-
Other Purchased Services (400-500 series)	-	-	-	-	-
General Supplies	-	-	-	-	-
Textbooks	-	-	-	-	-
Other Objects	-	-	-	-	-
Total Home Instruction	-	-	-	-	-
Cognitive - Severe:					
Salaries of Teachers	-	-	-	-	-
Other Salaries for Instruction	-	-	-	-	-
Purchased Professional-Educational Services	-	-	-	-	-
Purchased Technical Services	-	-	-	-	-
Other Purchased Services (400-500 series)	-	-	-	-	-
General Supplies	-	-	-	-	-
Textbooks	-	-	-	-	-
Other Objects	-	-	-	-	-
Total Cognitive - Severe	-	-	-	-	-
TOTAL SPECIAL EDUCATION - INSTRUCTION	\$ 660,331	-	\$ 660,331	\$ 624,161	\$ 36,170

**PATERSON PUBLIC SCHOOLS
 BLENDED RESOURCE FUND 15
 SCHEDULE OF BLENDED EXPENDITURES-BUDGET AND ACTUAL
 FOR THE FISCAL YEAR ENDED JUNE 30, 2009**

<u>School: No. 33 EWK</u>	<u>Original Budget</u>	<u>Budget Transfers</u>	<u>Final Budget</u>	<u>Actual</u>	<u>Variance Final to Actual</u>
Basic Skills/Remedial - Instruction					
Salaries of Teachers	-	-	-	-	-
Other Salaries for Instruction	-	-	-	-	-
Purchased Professional-Educational Services	-	-	-	-	-
Purchased Technical Services	-	-	-	-	-
Other Purchased Services (400-500 series)	-	-	-	-	-
General Supplies	-	-	-	-	-
Textbooks	-	-	-	-	-
Other Objects	-	-	-	-	-
Total Basic Skills/Remedial - Instruction	-	-	-	-	-
Bilingual Education - Instruction					
Salaries of Teachers	\$ 295,830	\$ (41,496)	\$ 254,334	\$ 254,334	-
Other Salaries for Instruction	96,667	-	96,667	96,667	-
Purchased Professional-Educational Services	-	-	-	-	-
Purchased Technical Services	-	-	-	-	-
Other Purchased Services (400-500 series)	-	-	-	-	-
General Supplies	3,500	-	3,500	2,829	\$ 671
Textbooks	2,000	-	2,000	1,724	276
Other Objects	-	-	-	-	-
Total Bilingual Education - Instruction	397,997	(41,496)	356,501	355,554	947
Vocational Programs - Local - Instruction					
Salaries of Teachers	-	-	-	-	-
Other Salaries for Instruction	-	-	-	-	-
Purchased Professional-Educational Services	-	-	-	-	-
Purchased Technical Services	-	-	-	-	-
Other Purchased Services (400-500 series)	-	-	-	-	-
General Supplies	-	-	-	-	-
Textbooks	-	-	-	-	-
Other Objects	-	-	-	-	-
Total Vocational Programs - Local - Instruction	-	-	-	-	-
School-Spon. Cocurricular Actvts. - Inst.					
Salaries	-	-	-	-	-
Purchased Services (300-500 series)	-	-	-	-	-
Supplies and Materials	-	-	-	-	-
Other Objects	-	-	-	-	-
Transfers to Cover Deficit (Agency Funds)	-	-	-	-	-
Total School-Spon. Cocurricular Actvts. - Inst.	-	-	-	-	-
School-Spon. Cocurricular Athletics - Inst.					
Salaries	-	-	-	-	-
Purchased Services (300-500 series)	-	-	-	-	-
Supplies and Materials	-	-	-	-	-
Other Objects	-	-	-	-	-
Transfers to Cover Deficit (Agency Funds)	-	-	-	-	-
Total School-Spon. Cocurricular Athletics - Inst.	-	-	-	-	-
Other Instructional Programs - Instruction					
Salaries	-	-	-	-	-
Purchased Services (300-500 series)	-	-	-	-	-
Supplies and Materials	-	-	-	-	-
Other Objects	-	-	-	-	-
Transfers to Cover Deficit (Agency Funds)	-	-	-	-	-
Total Other Instructional Programs - Instruction	-	-	-	-	-

**PATERSON PUBLIC SCHOOLS
BLENDED RESOURCE FUND 15
SCHEDULE OF BLENDED EXPENDITURES-BUDGET AND ACTUAL
FOR THE FISCAL YEAR ENDED JUNE 30, 2009**

<u>School: No. 33 EWK</u>	Original Budget	Budget Transfers	Final Budget	Actual	Variance Final to Actual
Community Services Programs/Operations					
Salaries	-	-	-	-	-
Purchased Services (300-500 series)	-	-	-	-	-
Supplies and Materials	-	-	-	-	-
Other Objects	-	-	-	-	-
Transfers to Cover Deficit (Agency Funds)	-	-	-	-	-
Total Community Services/Operations	-	-	-	-	-
Total Instruction	\$ 2,890,040	\$ 84,183	\$ 2,974,223	\$ 2,927,651	\$ 46,572
Undistributed Expenditures - Instruction:					
Tuition to Other LEAs Within the State - Regular	-	-	-	-	-
Tuition to Other LEAs Within the Stat - Special	-	-	-	-	-
Tuition to County Voc. School Dist. - Regular	-	-	-	-	-
Tuition to County Voc. School Dist. - Special	-	-	-	-	-
Tuition to CSSD & Regional Day Schools	-	-	-	-	-
Tuition to Private Schools for the Disabled - Within State	-	-	-	-	-
Tuition to Private Schools for the Disabled & Oth LEAS - Spl, O/S	-	-	-	-	-
Tuition - State Facilities	-	-	-	-	-
Tuition - Other	-	-	-	-	-
Total Undistributed Expenditures - Instruction:	-	-	-	-	-
Undistributed Expend. - Attend. & Social Work					
Salaries	77,288	40	77,328	76,023	1,305
Purchased Professional and Technical Services	-	-	-	-	-
Other Purchased Services (400-500 series)	-	-	-	-	-
Supplies and Materials	400	(350)	50	-	50
Other Objects	-	-	-	-	-
Total Undistributed Expend. - Attend. & Social Work	77,688	(310)	77,378	76,023	1,355
Undistributed Expenditures - Health Services					
Salaries	98,343	-	98,343	98,343	-
Purchased Professional and Technical Services	-	-	-	-	-
Other Purchased Services (400-500 series)	-	-	-	-	-
Supplies and Materials	600	-	600	228	372
Other Objects	-	-	-	-	-
Total Undistributed Expenditures - Health Services	98,943	-	98,943	98,571	372
Undist. Expend. - Other Supp. Serv. Students - Related Serv.					
Salaries	-	-	-	-	-
Purchased Professional - Educational Services	-	-	-	-	-
Supplies and Materials	-	-	-	-	-
Other Objects	-	-	-	-	-
Total Undist. Expend. - Other Supp. Serv. Students - Related Serv.	-	-	-	-	-
Undist. Expend. - Other Supp. Serv. Students - Extra Serv.					
Salaries	-	-	-	-	-
Purchased Professional - Educational Services	-	-	-	-	-
Supplies and Materials	-	-	-	-	-
Other Objects	-	-	-	-	-
Total Undist. Expend. - Other Supp. Serv. Students - Extra Serv.	-	-	-	-	-
Undist. Expend. - Other Supp. Serv. Students-Reg.					
Salaries	59,367	-	59,367	57,848	1,519
Salaries of Secretarial and Clerical Assistants	-	-	-	-	-
Other Salaries	-	-	-	-	-
Purchased Professional - Educational Services	-	-	-	-	-
Other Purchased Prof. and Tech. Services	-	-	-	-	-
Other Purchased Services (400-500 series)	-	-	-	-	-
Supplies and Materials	300	-	300	18	282
Other Objects	-	-	-	-	-
Total Undist. Expend. - Other Supp. Serv. Students-Reg.	59,667	-	59,667	57,866	1,801

Continued

**PATERSON PUBLIC SCHOOLS
 BLENDED RESOURCE FUND 15
 SCHEDULE OF BLENDED EXPENDITURES-BUDGET AND ACTUAL
 FOR THE FISCAL YEAR ENDED JUNE 30, 2009**

<u>School: No. 33 EWK</u>	Original Budget	Budget Transfers	Final Budget	Actual	Variance Final to Actual
Undist. Expend. - Other Supp. Serv. Students -Spl.					
Salaries of Other Professional Staff	-	-	-	-	-
Salaries of Secretarial and Clerical Assistants	-	-	-	-	-
Other Salaries	-	-	-	-	-
Purchased Professional - Educational Services	-	-	-	-	-
Other Purchased Prof. and Tech. Services	-	-	-	-	-
Residential Costs	-	-	-	-	-
Mis. Pur. Serv.(400-500 series O/than Residential)	-	-	-	-	-
Supplies and Materials	-	-	-	-	-
Other Objects	-	-	-	-	-
Total Undist. Expend. - Other Supp. Serv. Students -Spl.	-	-	-	-	-
Undist. Expend. - Improvement of Inst. Serv.					
Salaries of Supervisor of Instruction	-	-	-	-	-
Salaries of Other Professional Staff	\$ 56,227	-	\$ 56,227	\$ 55,728	\$ 499
Salaries of Secr and Clerical Assist.	-	-	-	-	-
Other Salaries	-	-	-	-	-
Purchased Prof- Educational Services	-	-	-	-	-
Other Purch Prof. and Tech. Services	-	-	-	-	-
Other Purch Services (400-500)	-	-	-	-	-
Supplies and Materials	9,000	-	9,000	8,934	66
Other Objects	-	-	-	-	-
Total Undist. Expend. - Improvement of Inst. Serv.	65,227	-	65,227	64,662	565
Undist. Expend. - Edu. Media Serv./Sch. Library					
Salaries	134,998	-	134,998	121,734	13,264
Purchased Professional and Technical Services	-	-	-	-	-
Other Purchased Services (400-500 series)	600	-	600	-	600
Supplies and Materials	7,000	-	7,000	6,753	247
Other Objects	-	-	-	-	-
Total Undist. Expend. - Edu. Media Serv./Sch. Library	142,598	-	142,598	128,487	14,111
Undist. Expend. - Instructional Staff Training Serv.					
Salaries of Supervisors of Instruction	-	-	-	-	-
Salaries of Other Professional Staff	-	-	-	-	-
Salaries of Secretarial and Clerical Assist	-	-	-	-	-
Other Salaries	-	-	-	-	-
Purchased Professional - Educational Serv	-	-	-	-	-
Other Purchased Prof. and Tech. Services	-	-	-	-	-
Other Purchased Services (400-500 series)	-	-	-	-	-
Supplies and Materials	-	-	-	-	-
Other Objects	-	-	-	-	-
Total Undist. Expend. - Instructional Staff Training Serv.	-	-	-	-	-
Undist. Expend. - Supp. Serv. - General Admin.					
Salaries	-	-	-	-	-
Legal Services	-	-	-	-	-
Other Purchased Professional Services	-	-	-	-	-
Purchased Technical Services	-	-	-	-	-
Communications/Telephone	-	-	-	-	-
Other Purchased Services (400-500 series)	-	-	-	-	-
Supplies and Materials	-	-	-	-	-
Judgements Against The School District	-	-	-	-	-
Miscellaneous Expenditures	-	-	-	-	-
Total Undist. Expend. - Supp. Serv. - General Admin.	-	-	-	-	-

PATERSON PUBLIC SCHOOLS
BLENDED RESOURCE FUND 15
SCHEDULE OF BLENDED EXPENDITURES-BUDGET AND ACTUAL
FOR THE FISCAL YEAR ENDED JUNE 30, 2009

<u>School: No. 33 EWK</u>	<u>Original Budget</u>	<u>Budget Transfers</u>	<u>Final Budget</u>	<u>Actual</u>	<u>Variance Final to Actual</u>
Undist. Expend. - Support Serv. - School Admin.					
Salaries of Principals/Assistant Principals	\$ 109,710	\$ 900	\$ 110,610	\$ 110,610	-
Salaries of Other Professional Staff		-			-
Salaries of Secretarial and Clerical Assistants	48,106	-	48,106	47,406	\$ 700
Other Salaries		-			-
Purchased Professional and Technical Services		-			-
Other Purchased Services (400-500 series)		500	500		500
Supplies and Materials	5,859	(500)	5,359	5,031	328
Other Objects	500	-	500		500
Total Undist. Expend. - Support Serv. - School Admin.	<u>164,175</u>	<u>900</u>	<u>165,075</u>	<u>163,047</u>	<u>2,028</u>
Undist. Expend. -Allowable Maintenance for School Facilities					
Salaries	-	-	-	-	-
Cleaning, Repair, and Maintenance Services	-	-	-	-	-
General Supplies	-	-	-	-	-
Other Objects	-	-	-	-	-
Total Undist. Expend. -Allowable Maintenance for School Facilities	<u>-</u>	<u>-</u>	<u>-</u>	<u>-</u>	<u>-</u>
Undist. Expend. - Oth. Oper. & Maint. of Plant					
Salaries	41,002	-	41,002	37,253	3,749
Purchased Professional and Technical Services	-	-	-	-	-
Cleaning, Repair and Maintenance Services	-	-	-	-	-
Rental of land & Building Other than Lease Purchases	-	-	-	-	-
Other Purchased Property Services	-	-	-	-	-
Insurance	-	-	-	-	-
Miscellaneous Purchased Services	-	-	-	-	-
General Supplies	-	-	-	-	-
Energy (Energy and Electricity)	-	-	-	-	-
Other Objects	-	-	-	-	-
Total Undist. Expend. - Other Oper. & Maint. Of Plant	<u>41,002</u>	<u>-</u>	<u>41,002</u>	<u>37,253</u>	<u>3,749</u>
Total Undist. Expend. - Oper. & Maint. Of Plant	<u>41,002</u>	<u>-</u>	<u>41,002</u>	<u>37,253</u>	<u>3,749</u>
Undist. Expend. - Student Transportation Serv.					
Sal. For Pup. Trans. (Bet. Home and School) - Regular	-	-	-	-	-
Sal. For Pup. Trans. (Bet. Home and School) - Special	-	-	-	-	-
Sal. For Pup. Trans. (Other than Bet. Home and School)	-	-	-	-	-
Management Fees - ESC & CTSA Transportation Programs	-	-	-	-	-
Other Purchased Professional and Technical Services	-	-	-	-	-
Cleaning, Repair and Maintenance Services	-	-	-	-	-
Rental Payments - School Buses	-	-	-	-	-
Lease Purchase Payments - School Buses	-	-	-	-	-
Contract Services - (Between Home and School) - Vendors	-	-	-	-	-
Contr Serv (Oth. than Bet Home & Sch)-Vend	-	1,800	1,800	1,640	160
Contract Services - (Between Home and Sch) - Joint Agrmts	-	-	-	-	-
Contr Serv (Spl. Ed. Students) - Vendors	-	-	-	-	-
Contr Serv (Spl. Ed. Students) - Joint Agrmt	-	-	-	-	-
Contr Serv (Regular Students) - ESCs & CTSA	-	-	-	-	-
Contr Serv (Spl. Ed. Students) - ESCs & CTSA	-	-	-	-	-
Contr Serv. - Aid in Lieu Payments	-	-	-	-	-
Misc. Purchased Serv. - Transportation	-	-	-	-	-
Supplies and Materials	-	-	-	-	-
Miscellaneous Expenditures	-	-	-	-	-
Total Undist. Expend. - Student Transportation Serv.	<u>-</u>	<u>1,800</u>	<u>1,800</u>	<u>1,640</u>	<u>160</u>

Continued

**PATERSON PUBLIC SCHOOLS
 BLENDED RESOURCE FUND 15
 SCHEDULE OF BLENDED EXPENDITURES-BUDGET AND ACTUAL
 FOR THE FISCAL YEAR ENDED JUNE 30, 2009**

<u>School: No. 33 EWK</u>	<u>Original Budget</u>	<u>Budget Transfers</u>	<u>Final Budget</u>	<u>Actual</u>	<u>Variance Final to Actual</u>
Undist. Expend. - Business and Other Support Serv.					
Increase in Sale/Lease-back Reserve	-	-	-	-	-
Salaries	-	-	-	-	-
Purchased Professional Services	-	-	-	-	-
Purchased Technical Services	-	-	-	-	-
Other Purchased Services (400-500 series Oth Residential Costs)	-	-	-	-	-
Sale/Lease-back Payments	-	-	-	-	-
Supplies and Materials	-	-	-	-	-
Interest on Current Loan	-	-	-	-	-
Interest on Lease Purchase Agreements	-	-	-	-	-
Miscellaneous Expenditures	-	-	-	-	-
Total Undist. Expend. - Business and Other Support Serv.	-	-	-	-	-
UNALLOCATED BENEFITS					
Group Insurance	-	-	-	-	-
Social Security Contributions	\$ 61,072	-	\$ 61,072	\$ 53,094	\$ 7,978
T.P.A.F. Contributions - ERIP	-	-	-	-	-
Other Retirement Contributions - Regular	-	-	-	-	-
Other Retirement Contributions - ERIP	-	-	-	-	-
Unemployment Compensation	-	-	-	-	-
Workmen's Compensation	-	-	-	-	-
Health Benefits	673,607	-	673,607	632,511	41,096
Tuition Reimbursement	-	-	-	-	-
Other Employee Benefits	-	\$ 350	350	269	81
TOTAL UNALLOCATED BENEFITS	734,679	350	735,029	685,874	49,155
On-behalf TPAF pension Contributions (non-budgeted)	-	-	-	-	-
Reimbursed TPAF Social Security Contributions (non-budgeted)	-	-	-	-	-
TOTAL ON-BEHALF CONTRIBUTIONS	-	-	-	-	-
TOTAL PERSONAL SERVICES - EMPLOYEE BENEFITS	734,679	350	735,029	685,874	49,155
Undistributed Expenditures - Food Services					
Transfers to Cover Deficit (Enterprise Fund)	-	-	-	-	-
TOTAL UNDISTRIBUTED EXPENDITURES	1,383,979	2,740	1,386,719	1,313,423	73,296
TOTAL SCHOOL BASED BUDGET CURRENT EXPENSE	4,274,019	86,923	4,360,942	4,241,074	119,868
CAPITAL OUTLAY					
Equipment					
Regular Program - Instruction:					
Kindergarten	-	-	-	-	-
Grades 1-5	-	-	-	-	-
Grades 6-8	-	-	-	-	-
Grades 9-12	-	-	-	-	-
Home Instruction	-	-	-	-	-
Special Education - Instruction:					
Cognitive - Mild	-	-	-	-	-
Cognitive - Moderate	-	-	-	-	-
Learning and/or Language Disabilities	-	-	-	-	-
Visual Impairments	-	-	-	-	-
Auditory Impairments	-	-	-	-	-
Behavioral Disabilities	-	-	-	-	-
Multiple Disabilities	-	-	-	-	-
Resource Room/Resource Center	-	-	-	-	-
Autism	-	-	-	-	-
Preschool Disabilities - Part-Time	-	-	-	-	-
Preschool Disabilities - Full-Time	-	-	-	-	-
Home Instruction	-	-	-	-	-
Cognitive - Severe	-	-	-	-	-

Continued

PATERSON PUBLIC SCHOOLS
BLENDED RESOURCE FUND 15
SCHEDULE OF BLENDED EXPENDITURES-BUDGET AND ACTUAL
FOR THE FISCAL YEAR ENDED JUNE 30, 2009

<u>School: No. 33 EWK</u>	Original Budget	Budget Transfers	Final Budget	Actual	Variance Final to Actual
Basic Skills/Remedial - Instruction	-	-	-	-	-
Bilingual Education - Instruction	-	-	-	-	-
Vocational Programs - Local - Instruction	-	-	-	-	-
School-Sponsored and Other Instructional Program	-	-	-	-	-
Undistributed Expenditures - Instruction	-	-	-	-	-
Undist.Expend.-Support Serv.-Students - Reg.	-	-	-	-	-
Undist.Expend.-Support Serv. - Related & Extraordinary	-	-	-	-	-
Undist.Expend.-Support Serv.-Students - Special	-	-	-	-	-
Undist.Expend.-Support Serv. - Inst. Staff	-	-	-	-	-
Undistributed Expenditures - General Admin.	-	-	-	-	-
Undistributed Expenditures - School Admin.	-	-	-	-	-
Undistributed Expenditures - Operation of Plant Services	-	-	-	-	-
Undistributed Expenditures - Student Trans. - Non Inst. Equip	-	-	-	-	-
School Buses - Regular	-	-	-	-	-
School Buses - Special	-	-	-	-	-
Undistributed Expenditures - Business/Other Support Serv.	-	-	-	-	-
Undistributed Expenditures - Non Inst. Serv.	-	-	-	-	-
Special Schools (All Programs)	-	-	-	-	-
Total Equipment	-	-	-	-	-
Facilities Acquisition and Construction Services	-	-	-	-	-
Salaries	-	-	-	-	-
Legal Services	-	-	-	-	-
Other Purchased Prof. and Tech. Services	-	-	-	-	-
Construction Services	-	-	-	-	-
General Supplies	-	-	-	-	-
Land and Improvements	-	-	-	-	-
Lease Purchase Agreements - Principal	-	-	-	-	-
Buildings Other than Lease Purchase Agreement	-	-	-	-	-
Other Objects	-	-	-	-	-
Facilities Grant - Transfer to Special Revenue	-	-	-	-	-
Total Facilities Acquisition and Construction Services	-	-	-	-	-
Capital Reserve - Transfer to Capital Projects	-	-	-	-	-
Capital Reserve - Transfer to Debt Service	-	-	-	-	-
Assets Acquired Under Capital Leases (non-budgeted)	-	-	-	-	-
Undistributed Expenditures:	-	-	-	-	-
General Administration	-	-	-	-	-
School Administration	-	-	-	-	-
Assets Acquired Under Capital Leases (non-budgeted)	-	-	-	-	-
TOTAL CAPITAL OUTLAY	-	-	-	-	-
SPECIAL SCHOOLS	-	-	-	-	-
Summer School - Instruction	-	-	-	-	-
Salaries of Teachers	-	-	-	-	-
Other Salaries for Instruction	-	-	-	-	-
Purchased Professional and Technical Services	-	-	-	-	-
Other Purchased Services (400-500 series)	-	-	-	-	-
General Supplies	-	-	-	-	-
Textbooks	-	-	-	-	-
Other Objects	-	-	-	-	-
Total Summer School - Instruction	-	-	-	-	-

Continued

**PATERSON PUBLIC SCHOOLS
 BLENDED RESOURCE FUND 15
 SCHEDULE OF BLENDED EXPENDITURES-BUDGET AND ACTUAL
 FOR THE FISCAL YEAR ENDED JUNE 30, 2009**

<u>School: No. 33 EWK</u>	<u>Original Budget</u>	<u>Budget Transfers</u>	<u>Final Budget</u>	<u>Actual</u>	<u>Variance Final to Actual</u>
Summer School - Support Services					
Salaries	-	-	-	-	-
Personal Services - Employee Benefits	-	-	-	-	-
Purchased Professional and Technical Services	-	-	-	-	-
Other Purchased Services (400-500 series)	-	-	-	-	-
Supplies and Materials	-	-	-	-	-
Other Objects	-	-	-	-	-
Total Summer School - Support Services	<u>-</u>	<u>-</u>	<u>-</u>	<u>-</u>	<u>-</u>
Total Summer School	<u>-</u>	<u>-</u>	<u>-</u>	<u>-</u>	<u>-</u>
Other Special Schools - Instruction					
Salaries of Teachers	-	-	-	-	-
Other Salaries for Instruction	-	-	-	-	-
Purchased Professional and Technical Services	-	-	-	-	-
Other Purchased Services (400-500 series)	-	-	-	-	-
General Supplies	-	-	-	-	-
Textbooks	-	-	-	-	-
Other Objects	-	-	-	-	-
Total Other Special Schools - Instruction	<u>-</u>	<u>-</u>	<u>-</u>	<u>-</u>	<u>-</u>
Other Special Schools - Support Services					
Salaries	-	-	-	-	-
Personal Services - Employee Benefits	-	-	-	-	-
Purchased Professional and Technical Services	-	-	-	-	-
Other Purchased Services (400-500 series)	-	-	-	-	-
Supplies and Materials	-	-	-	-	-
Other Objects	-	-	-	-	-
Total Other Special Schools - Support Services	<u>-</u>	<u>-</u>	<u>-</u>	<u>-</u>	<u>-</u>
Total Other Special Schools	<u>-</u>	<u>-</u>	<u>-</u>	<u>-</u>	<u>-</u>
Accred. Even./Adult H.S./Post-Grad.-Inst.					
Salaries of Teachers	-	-	-	-	-
Other Salaries for Instruction	-	-	-	-	-
Purchased Professional and Technical Services	-	-	-	-	-
Other Purchased Services (400-500 series)	-	-	-	-	-
General Supplies	-	-	-	-	-
Textbooks	-	-	-	-	-
Other Objects	-	-	-	-	-
Total Accred. Even./Adult H.S./Post-Grad.-Inst.	<u>-</u>	<u>-</u>	<u>-</u>	<u>-</u>	<u>-</u>
Accred. Even./Adult H.S./Post-Grad.-Supp. Service					
Salaries	-	-	-	-	-
Personal Services - Employee Benefits	-	-	-	-	-
Purchased Professional and Technical Services	-	-	-	-	-
Other Purchased Services (400-500 series)	-	-	-	-	-
Supplies and Materials	-	-	-	-	-
Other Objects	-	-	-	-	-
Total Accred. Even./Adult H.S./Post-Grad.-Supp. Service	<u>-</u>	<u>-</u>	<u>-</u>	<u>-</u>	<u>-</u>
Total Accred. Even./Adult H.S./Post-Grad.	<u>-</u>	<u>-</u>	<u>-</u>	<u>-</u>	<u>-</u>
Adult Education-Local-Instruction					
Salaries of Teachers	-	-	-	-	-
Other Salaries for Instruction	-	-	-	-	-
Purchased Professional and Technical Services	-	-	-	-	-
Other Purchased Services (400-500 series)	-	-	-	-	-
General Supplies	-	-	-	-	-
Textbooks	-	-	-	-	-
Other Objects	-	-	-	-	-
Total Adult Education-Local-Instruction	<u>-</u>	<u>-</u>	<u>-</u>	<u>-</u>	<u>-</u>

**PATERSON PUBLIC SCHOOLS
 BLENDED RESOURCE FUND 15
 SCHEDULE OF BLENDED EXPENDITURES-BUDGET AND ACTUAL
 FOR THE FISCAL YEAR ENDED JUNE 30, 2009**

<u>School: No. 33 EWK</u>	<u>Original Budget</u>	<u>Budget Transfers</u>	<u>Final Budget</u>	<u>Actual</u>	<u>Variance Final to Actual</u>
Adult Education-Local -Support Serv.					
Salaries	-	-	-	-	-
Personal Services - Employee Benefits	-	-	-	-	-
Purchased Professional and Technical Services	-	-	-	-	-
Other Purchased Services (400-500 series)	-	-	-	-	-
Supplies and Materials	-	-	-	-	-
Other Objects	-	-	-	-	-
Total Adult Education-Local -Support Serv.	-	-	-	-	-
Total Adult Education-Local	-	-	-	-	-
Vocational Evening-Local-Instruction					
Salaries of Teachers	-	-	-	-	-
Other Salaries for Instruction	-	-	-	-	-
Purchased Professional and Technical Services	-	-	-	-	-
Other Purchased Services (400-500 series)	-	-	-	-	-
General Supplies	-	-	-	-	-
Textbooks	-	-	-	-	-
Other Objects	-	-	-	-	-
Total Vocational Evening-Local-Instruction	-	-	-	-	-
Vocational Evening-Local-Support Serv.					
Salaries	-	-	-	-	-
Personal Services - Employee Benefits	-	-	-	-	-
Purchased Professional and Technical Services	-	-	-	-	-
Other Purchased Services (400-500 series)	-	-	-	-	-
Supplies and Materials	-	-	-	-	-
Other Objects	-	-	-	-	-
Total Vocational Evening-Local-Support Serv.	-	-	-	-	-
Total Vocational Evening-Local	-	-	-	-	-
Even.-Sch.-Foreign-Born-Local-Inst.					
Salaries of Teachers	-	-	-	-	-
Other Salaries for Instruction	-	-	-	-	-
Purchased Professional and Technical Services	-	-	-	-	-
Other Purchased Services (400-500 series)	-	-	-	-	-
General Supplies	-	-	-	-	-
Textbooks	-	-	-	-	-
Other Objects	-	-	-	-	-
Total Even.-Sch.-Foreign-Born-Local-Inst.	-	-	-	-	-
Even.-Sch.-Foreign-Born-Local-Sup. Serv.					
Salaries	-	-	-	-	-
Personal Services - Employee Benefits	-	-	-	-	-
Purchased Professional and Technical Services	-	-	-	-	-
Other Purchased Services (400-500 series)	-	-	-	-	-
Supplies and Materials	-	-	-	-	-
Other Objects	-	-	-	-	-
Total Even.-Sch.-Foreign-Born-Local-Sup. Serv.	-	-	-	-	-
Total Even.-Sch.-Foreign-Born-Local	-	-	-	-	-
TOTAL SPECIAL SCHOOLS	-	-	-	-	-
Transfer of Funds to Charter Schools	-	-	-	-	-
TOTAL SCHOOL BASED EXPENDITURES	4,274,019	86,923	4,360,942	4,241,074	119,868

Continued

PATERSON PUBLIC SCHOOLS
 BLENDED RESOURCE FUND 15
 SCHEDULE OF BLENDED EXPENDITURES-BUDGET AND ACTUAL
 FOR THE FISCAL YEAR ENDED JUNE 30, 2009

<u>School: No. 33 EWK</u>	<u>Original Budget</u>	<u>Budget Transfers</u>	<u>Final Budget</u>	<u>Actual</u>	<u>Variance Final to Actual</u>
Other Financing Sources:					
Operating Transfer In	\$ 4,274,019	\$ 86,923	\$ 4,360,942	\$ 4,241,074	\$ 119,868
Operating Transfer Out:					
Transfer to Food Service Fund - Board Contribution	-	-	-	-	-
Capital Leases (non-budgeted)	-	-	-	-	-
Total Other Financing Sources:	<u>4,274,019</u>	<u>86,923</u>	<u>4,360,942</u>	<u>4,241,074</u>	<u>119,868</u>
Excess (Deficiency) of Other Financing Sources Over (Under) Expenditures and Other Financing (Uses)	-	-	-	-	-
Fund Balance, July 1	-	-	-	-	-
Fund Balance, June 30	<u>\$ -</u>	<u>\$ -</u>	<u>\$ -</u>	<u>\$ -</u>	<u>\$ -</u>

**PATERSON PUBLIC SCHOOLS
 BLENDED RESOURCE FUND 15
 SCHEDULE OF BLENDED EXPENDITURES-BUDGET AND ACTUAL
 FOR THE FISCAL YEAR ENDED JUNE 30, 2009**

<u>School: No. 34 Roberto Clemente</u>	Original Budget	Budget Transfers	Final Budget	Actual	Variance Final to Actual
REGULAR PROGRAMS - INSTRUCTION					
Regular Programs - Instruction					
Kindergarten - Salaries of Teachers	\$ 52,000	-	\$ 52,000	\$ 48,665	\$ 3,335
Grades 1-5 - Salaries of Teachers	880,478	\$ (13,736)	866,742	866,742	-
Grades 6-8 - Salaries of Teachers		-			-
Grades 9-12 - Salaries of Teachers		-			-
Regular Programs - Home Instruction:					
Salaries of Teachers		-			-
Other Salaries for Instruction		-			-
Purchased Professional -Educational Services		-			-
Purchased Technical Services		-			-
Other Purchased Services (400-500 series)		-			-
General Supplies		-			-
Textbooks		-			-
Other Objects		-			-
Regular Programs - Undistributed Instruction					
Other Salaries for Instruction	35,499	-	35,499	34,633	866
Purchased Professional-Educational Services		-			-
Purchased Technical Services		-			-
Other Purchased Services (400-500 series)		-			-
General Supplies	45,001	887	45,888	43,707	2,181
Textbooks	1,500	-	1,500	1,391	109
Other Objects		2,310	2,310	1,840	470
TOTAL REGULAR PROGRAMS - INSTRUCTION	1,014,478	(10,539)	1,003,939	996,978	6,961
SPECIAL EDUCATION - INSTRUCTION					
Cognitive - Mild:					
Salaries of Teachers	-	-	-	-	-
Other Salaries for Instruction	-	-	-	-	-
Purchased Professional-Educational Services	-	-	-	-	-
Purchased Technical Services	-	-	-	-	-
Other Purchased Services (400-500 series)	-	-	-	-	-
General Supplies	-	-	-	-	-
Textbooks	-	-	-	-	-
Other Objects	-	-	-	-	-
Total Cognitive - Mild	-	-	-	-	-
Cognitive - Moderate:					
Salaries of Teachers	-	-	-	-	-
Other Salaries for Instruction	-	-	-	-	-
Purchased Professional-Educational Services	-	-	-	-	-
Purchased Technical Services	-	-	-	-	-
Other Purchased Services (400-500 series)	-	-	-	-	-
General Supplies	-	-	-	-	-
Textbooks	-	-	-	-	-
Other Objects	-	-	-	-	-
Total Cognitive - Moderate	-	-	-	-	-
Learning and/or Language Disabilities:					
Salaries of Teachers	53,732	-	53,732	53,104	628
Other Salaries for Instruction	31,156	-	31,156	30,856	300
Purchased Professional-Educational Services		-			-
Purchased Technical Services		-			-
Other Purchased Services (400-500 series)		-			-
General Supplies	6,300	385	6,685	6,307	378
Textbooks	200	-	200	185	15
Other Objects	-	-	-	-	-
Total Learning and/or Language Disabilities	91,388	385	91,773	90,452	1,321

Continued

**PATERSON PUBLIC SCHOOLS
 BLENDED RESOURCE FUND 15
 SCHEDULE OF BLENDED EXPENDITURES-BUDGET AND ACTUAL
 FOR THE FISCAL YEAR ENDED JUNE 30, 2009**

<u>School: No. 34 Roberto Clemente</u>	<u>Original Budget</u>	<u>Budget Transfers</u>	<u>Final Budget</u>	<u>Actual</u>	<u>Variance Final to Actual</u>
Visual Impairments:					
Salaries of Teachers	-	-	-	-	-
Other Salaries for Instruction	-	-	-	-	-
Purchased Professional-Educational Services	-	-	-	-	-
Purchased Technical Services	-	-	-	-	-
Other Purchased Services (400-500 series)	-	-	-	-	-
General Supplies	-	-	-	-	-
Textbooks	-	-	-	-	-
Other Objects	-	-	-	-	-
Total Visual Impairments	-	-	-	-	-
Auditory Impairments:					
Salaries of Teachers	-	-	-	-	-
Other Salaries for Instruction	-	-	-	-	-
Purchased Professional-Educational Services	-	-	-	-	-
Purchased Technical Services	-	-	-	-	-
Other Purchased Services (400-500 series)	-	-	-	-	-
General Supplies	-	-	-	-	-
Textbooks	-	-	-	-	-
Other Objects	-	-	-	-	-
Total Auditory Impairments	-	-	-	-	-
Behavioral Disabilities:					
Salaries of Teachers	-	-	-	-	-
Other Salaries for Instruction	-	-	-	-	-
Purchased Professional-Educational Services	-	-	-	-	-
Purchased Technical Services	-	-	-	-	-
Other Purchased Services (400-500 series)	-	-	-	-	-
General Supplies	-	-	-	-	-
Textbooks	-	-	-	-	-
Other Objects	-	-	-	-	-
Total Behavioral Disabilities	-	-	-	-	-
Multiple Disabilities:					
Salaries of Teachers	-	-	-	-	-
Other Salaries for Instruction	-	-	-	-	-
Purchased Professional-Educational Services	-	-	-	-	-
Purchased Technical Services	-	-	-	-	-
Other Purchased Services (400-500 series)	-	-	-	-	-
General Supplies	-	-	-	-	-
Textbooks	-	-	-	-	-
Other Objects	-	-	-	-	-
Total Multiple Disabilities	-	-	-	-	-
Resource Room/Resource Center:					
Salaries of Teachers	\$ 157,171	\$ 11,875	\$ 169,046	\$ 111,642	\$ 57,404
Other Salaries for Instruction	-	-	-	-	-
Purchased Professional-Educational Services	-	-	-	-	-
Purchased Technical Services	-	-	-	-	-
Other Purchased Services (400-500 series)	-	-	-	-	-
General Supplies	2,500	-	2,500	2,480	20
Textbooks	-	-	-	-	-
Other Objects	-	-	-	-	-
Total Resource Room/Resource Center	159,671	11,875	171,546	114,122	57,424

Continued

**PATERSON PUBLIC SCHOOLS
 BLENDED RESOURCE FUND 15
 SCHEDULE OF BLENDED EXPENDITURES-BUDGET AND ACTUAL
 FOR THE FISCAL YEAR ENDED JUNE 30, 2009**

<u>School: No. 34 Roberto Clemente</u>	Original Budget	Budget Transfers	Final Budget	Actual	Variance Final to Actual
Autism:					
Salaries of Teachers	-	-	-	-	-
Other Salaries for Instruction	-	-	-	-	-
Purchased Professional-Educational Services	-	-	-	-	-
Purchased Technical Services	-	-	-	-	-
Other Purchased Services (400-500 series)	-	-	-	-	-
General Supplies	-	-	-	-	-
Textbooks	-	-	-	-	-
Other Objects	-	-	-	-	-
Total Autism	-	-	-	-	-
Preschool Disabilities - Part-Time:					
Salaries of Teachers	-	-	-	-	-
Other Salaries for Instruction	-	-	-	-	-
Purchased Professional-Educational Services	-	-	-	-	-
Purchased Technical Services	-	-	-	-	-
Other Purchased Services (400-500 series)	-	-	-	-	-
General Supplies	-	-	-	-	-
Textbooks	-	-	-	-	-
Other Objects	-	-	-	-	-
Total Preschool Disabilities - Part-Time	-	-	-	-	-
Preschool Disabilities - Full-Time:					
Salaries of Teachers	-	-	-	-	-
Other Salaries for Instruction	-	-	-	-	-
Purchased Professional-Educational Services	-	-	-	-	-
Purchased Technical Services	-	-	-	-	-
Other Purchased Services (400-500 series)	-	-	-	-	-
General Supplies	-	-	-	-	-
Textbooks	-	-	-	-	-
Other Objects	-	-	-	-	-
Total Preschool Disabilities - Full-Time:	-	-	-	-	-
Home Instruction:					
Salaries of Teachers	-	-	-	-	-
Other Salaries for Instruction	-	-	-	-	-
Purchased Professional-Educational Services	-	-	-	-	-
Purchased Technical Services	-	-	-	-	-
Other Purchased Services (400-500 series)	-	-	-	-	-
General Supplies	-	-	-	-	-
Textbooks	-	-	-	-	-
Other Objects	-	-	-	-	-
Total Home Instruction	-	-	-	-	-
Cognitive - Severe:					
Salaries of Teachers	-	-	-	-	-
Other Salaries for Instruction	-	-	-	-	-
Purchased Professional-Educational Services	-	-	-	-	-
Purchased Technical Services	-	-	-	-	-
Other Purchased Services (400-500 series)	-	-	-	-	-
General Supplies	-	-	-	-	-
Textbooks	-	-	-	-	-
Other Objects	-	-	-	-	-
Total Cognitive - Severe	-	-	-	-	-
TOTAL SPECIAL EDUCATION - INSTRUCTION	\$ 251,059	\$ 12,260	\$ 263,319	\$ 204,574	\$ 58,745

**PATERSON PUBLIC SCHOOLS
 BLENDED RESOURCE FUND 15
 SCHEDULE OF BLENDED EXPENDITURES-BUDGET AND ACTUAL
 FOR THE FISCAL YEAR ENDED JUNE 30, 2009**

<u>School: No. 34 Roberto Clemente</u>	Original Budget	Budget Transfers	Final Budget	Actual	Variance Final to Actual
Basic Skills/Remedial - Instruction					
Salaries of Teachers	-	-	-	-	-
Other Salaries for Instruction	-	-	-	-	-
Purchased Professional-Educational Services	-	-	-	-	-
Purchased Technical Services	-	-	-	-	-
Other Purchased Services (400-500 series)	-	-	-	-	-
General Supplies	-	-	-	-	-
Textbooks	-	-	-	-	-
Other Objects	-	-	-	-	-
Total Basic Skills/Remedial - Instruction	-	-	-	-	-
Bilingual Education - Instruction					
Salaries of Teachers	\$ 476,803	-	\$ 476,803	\$ 446,198	\$ 30,605
Other Salaries for Instruction	69,737	-	69,737	68,868	869
Purchased Professional-Educational Services	-	-	-	-	-
Purchased Technical Services	-	-	-	-	-
Other Purchased Services (400-500 series)	-	-	-	-	-
General Supplies	25,500	-	25,500	24,408	1,092
Textbooks	2,400	-	2,400	2,101	299
Other Objects	-	-	-	-	-
Total Bilingual Education - Instruction	574,440	-	574,440	541,575	32,865
Vocational Programs - Local - Instruction					
Salaries of Teachers	-	-	-	-	-
Other Salaries for Instruction	-	-	-	-	-
Purchased Professional-Educational Services	-	-	-	-	-
Purchased Technical Services	-	-	-	-	-
Other Purchased Services (400-500 series)	-	-	-	-	-
General Supplies	-	-	-	-	-
Textbooks	-	-	-	-	-
Other Objects	-	-	-	-	-
Total Vocational Programs - Local - Instruction	-	-	-	-	-
School-Spon. Cocurricular Actvts. - Inst.					
Salaries	-	-	-	-	-
Purchased Services (300-500 series)	-	-	-	-	-
Supplies and Materials	-	-	-	-	-
Other Objects	-	-	-	-	-
Transfers to Cover Deficit (Agency Funds)	-	-	-	-	-
Total School-Spon. Cocurricular Actvts. - Inst.	-	-	-	-	-
School-Spon. Cocurricular Athletics - Inst.					
Salaries	-	-	-	-	-
Purchased Services (300-500 series)	-	-	-	-	-
Supplies and Materials	-	-	-	-	-
Other Objects	-	-	-	-	-
Transfers to Cover Deficit (Agency Funds)	-	-	-	-	-
Total School-Spon. Cocurricular Athletics - Inst.	-	-	-	-	-
Other Instructional Programs - Instruction					
Salaries	-	-	-	-	-
Purchased Services (300-500 series)	-	-	-	-	-
Supplies and Materials	-	-	-	-	-
Other Objects	-	-	-	-	-
Transfers to Cover Deficit (Agency Funds)	-	-	-	-	-
Total Other Instructional Programs - Instruction	-	-	-	-	-

**PATERSON PUBLIC SCHOOLS
 BLENDED RESOURCE FUND 15
 SCHEDULE OF BLENDED EXPENDITURES-BUDGET AND ACTUAL
 FOR THE FISCAL YEAR ENDED JUNE 30, 2009**

<u>School: No. 34 Roberto Clemente</u>	Original Budget	Budget Transfers	Final Budget	Actual	Variance Final to Actual
Community Services Programs/Operations					
Salaries	-	-	-	-	-
Purchased Services (300-500 series)	-	-	-	-	-
Supplies and Materials	-	-	-	-	-
Other Objects	-	-	-	-	-
Transfers to Cover Deficit (Agency Funds)	-	-	-	-	-
Total Community Services/Operations	-	-	-	-	-
Total Instruction	\$ 1,839,977	\$ 1,721	\$ 1,841,698	\$ 1,743,127	\$ 98,571
Undistributed Expenditures - Instruction:					
Tuition to Other LEAs Within the State - Regular	-	-	-	-	-
Tuition to Other LEAs Within the Stat - Special	-	-	-	-	-
Tuition to County Voc. School Dist. - Regular	-	-	-	-	-
Tuition to County Voc. School Dist. - Special	-	-	-	-	-
Tuition to CSSD & Regional Day Schools	-	-	-	-	-
Tuition to Private Schools for the Disabled - Within State	-	-	-	-	-
Tuition to Private Schools for the Disabled & Oth LEAS - Spl, O/S	-	-	-	-	-
Tuition - State Facilities	-	-	-	-	-
Tuition - Other	-	-	-	-	-
Total Undistributed Expenditures - Instruction:	-	-	-	-	-
Undistributed Expend. - Attend. & Social Work					
Salaries	8,700	-	8,700	-	8,700
Purchased Professional and Technical Services	-	-	-	-	-
Other Purchased Services (400-500 series)	-	-	-	-	-
Supplies and Materials	650	-	650	229	421
Other Objects	-	-	-	-	-
Total Undistributed Expend. - Attend. & Social Work	9,350	-	9,350	229	9,121
Undistributed Expenditures - Health Services					
Salaries	56,970	-	56,970	55,375	1,595
Purchased Professional and Technical Services	-	-	-	-	-
Other Purchased Services (400-500 series)	-	-	-	-	-
Supplies and Materials	350	-	350	343	7
Other Objects	-	-	-	-	-
Total Undistributed Expenditures - Health Services	57,320	-	57,320	55,718	1,602
Undist. Expend. - Other Supp. Serv. Students - Related Serv.					
Salaries	-	-	-	-	-
Purchased Professional - Educational Services	-	-	-	-	-
Supplies and Materials	-	-	-	-	-
Other Objects	-	-	-	-	-
Total Undist. Expend. - Other Supp. Serv. Students - Related Serv.	-	-	-	-	-
Undist. Expend. - Other Supp. Serv. Students - Extra Serv.					
Salaries	-	-	-	-	-
Purchased Professional - Educational Services	-	-	-	-	-
Supplies and Materials	-	-	-	-	-
Other Objects	-	-	-	-	-
Total Undist. Expend. - Other Supp. Serv. Students - Extra Serv.	-	-	-	-	-
Undist. Expend. - Other Supp. Serv. Students-Reg.					
Salaries	99,903	(22,082)	77,821	71,924	5,897
Salaries of Secretarial and Clerical Assistants	-	-	-	-	-
Other Salaries	-	-	-	-	-
Purchased Professional - Educational Services	-	-	-	-	-
Other Purchased Prof. and Tech. Services	-	-	-	-	-
Other Purchased Services (400-500 series)	-	-	-	-	-
Supplies and Materials	300	-	300	290	10
Other Objects	-	-	-	-	-
Total Undist. Expend. - Other Supp. Serv. Students-Reg.	100,203	(22,082)	78,121	72,214	5,907

Continued

**PATERSON PUBLIC SCHOOLS
BLENDED RESOURCE FUND 15
SCHEDULE OF BLENDED EXPENDITURES-BUDGET AND ACTUAL
FOR THE FISCAL YEAR ENDED JUNE 30, 2009**

<u>School: No. 34 Roberto Clemente</u>	Original Budget	Budget Transfers	Final Budget	Actual	Variance Final to Actual
Undist. Expend. - Other Supp. Serv. Students -Spl.					
Salaries of Other Professional Staff	-	-	-	-	-
Salaries of Secretarial and Clerical Assistants	-	-	-	-	-
Other Salaries	-	-	-	-	-
Purchased Professional - Educational Services	-	-	-	-	-
Other Purchased Prof. and Tech. Services	-	-	-	-	-
Residential Costs	-	-	-	-	-
Mis. Pur. Serv.(400-500 series O/than Residential)	-	-	-	-	-
Supplies and Materials	-	-	-	-	-
Other Objects	-	-	-	-	-
Total Undist. Expend. - Other Supp. Serv. Students -Spl.	-	-	-	-	-
Undist. Expend. - Improvement of Inst. Serv.					
Salaries of Supervisor of Instruction	-	-	-	-	-
Salaries of Other Professional Staff	\$ 59,932	-	\$ 59,932	\$ 59,432	\$ 500
Salaries of Secr and Clerical Assist.	-	-	-	-	-
Other Salaries	-	-	-	-	-
Purchased Prof- Educational Services	-	-	-	-	-
Other Purch Prof. and Tech. Services	-	-	-	-	-
Other Purch Services (400-500)	-	-	-	-	-
Supplies and Materials	500	-	500	455	45
Other Objects	-	-	-	-	-
Total Undist. Expend. - Improvement of Inst. Serv.	60,432	-	60,432	59,887	545
Undist. Expend. - Edu. Media Serv./Sch. Library					
Salaries	145,935	\$ 2,565	148,500	148,500	-
Purchased Professional and Technical Services	-	-	-	-	-
Other Purchased Services (400-500 series)	600	(596)	4	-	4
Supplies and Materials	4,500	(676)	3,824	3,736	88
Other Objects	-	-	-	-	-
Total Undist. Expend. - Edu. Media Serv./Sch. Library	151,035	1,293	152,328	152,236	92
Undist. Expend. - Instructional Staff Training Serv.					
Salaries of Supervisors of Instruction	-	-	-	-	-
Salaries of Other Professional Staff	-	-	-	-	-
Salaries of Secretarial and Clerical Assist	-	-	-	-	-
Other Salaries	-	-	-	-	-
Purchased Professional - Educational Service	-	-	-	-	-
Other Purchased Prof. and Tech. Services	-	-	-	-	-
Other Purchased Services (400-500 series)	-	-	-	-	-
Supplies and Materials	200	-	200	199	1
Other Objects	-	-	-	-	-
Total Undist. Expend. - Instructional Staff Training Serv.	200	-	200	199	1
Undist. Expend. - Supp. Serv. - General Admin.					
Salaries	-	-	-	-	-
Legal Services	-	-	-	-	-
Other Purchased Professional Services	-	-	-	-	-
Purchased Technical Services	-	-	-	-	-
Communications/Telephone	-	-	-	-	-
Other Purchased Services (400-500 series)	-	-	-	-	-
Supplies and Materials	-	-	-	-	-
Judgements Against The School District	-	-	-	-	-
Miscellaneous Expenditures	-	-	-	-	-
Total Undist. Expend. - Supp. Serv. - General Admin.	-	-	-	-	-

Continued

**PATERSON PUBLIC SCHOOLS
BLENDED RESOURCE FUND 15
SCHEDULE OF BLENDED EXPENDITURES-BUDGET AND ACTUAL
FOR THE FISCAL YEAR ENDED JUNE 30, 2009**

<u>School: No. 34 Roberto Clemente</u>	Original Budget	Budget Transfers	Final Budget	Actual	Variance Final to Actual
Undist. Expend. - Support Serv. - School Admin.					
Salaries of Principals/Assistant Principals	\$ 136,600	-	\$ 136,600	\$ 136,600	-
Salaries of Other Professional Staff		-			-
Salaries of Secretarial and Clerical Assistants	50,146	-	50,146	50,146	-
Other Salaries		-			-
Purchased Professional and Technical Services		-			-
Other Purchased Services (400-500 series)		-			-
Supplies and Materials	1,218	-	1,218	916	\$ 302
Other Objects	100	-	100	89	11
Total Undist. Expend. - Support Serv. - School Admin.	188,064	-	188,064	187,751	313
Undist. Expend. -Allowable Maintenance for School Facilities					
Salaries	-	-	-	-	-
Cleaning, Repair, and Maintenance Services	-	-	-	-	-
General Supplies	-	-	-	-	-
Other Objects	-	-	-	-	-
Total Undist. Expend. -Allowable Maintenance for School Facilities	-	-	-	-	-
Undist. Expend. - Oth. Oper. & Maint. of Plant					
Salaries	34,402	-	34,402	34,102	300
Purchased Professional and Technical Services	-	-	-	-	-
Cleaning, Repair and Maintenance Services	-	-	-	-	-
Rental of land & Building Other than Lease Purchases	-	-	-	-	-
Other Purchased Property Services	-	-	-	-	-
Insurance	-	-	-	-	-
Miscellaneous Purchased Services	-	-	-	-	-
General Supplies	-	-	-	-	-
Energy (Energy and Electricity)	-	-	-	-	-
Other Objects	-	-	-	-	-
Total Undist. Expend. - Other Oper. & Maint. Of Plant	34,402	-	34,402	34,102	300
Total Undist. Expend. - Oper. & Maint. Of Plant	34,402	-	34,402	34,102	300
Undist. Expend. - Student Transportation Serv.					
Sal. For Pup. Trans. (Bet. Home and School) - Regular	-	-	-	-	-
Sal. For Pup. Trans. (Bet. Home and School) - Special	-	-	-	-	-
Sal. For Pup. Trans. (Other than Bet. Home and School)	-	-	-	-	-
Management Fees - ESC & CTSA Transportation Programs	-	-	-	-	-
Other Purchased Professional and Technical Services	-	-	-	-	-
Cleaning, Repair and Maintenance Services	-	-	-	-	-
Rental Payments - School Buses	-	-	-	-	-
Lease Purchase Payments - School Buses	-	-	-	-	-
Contract Services - (Between Home and School) - Vendors	-	-	-	-	-
Contr Serv (Oth. than Bet Home & Sch)-Vend	-	\$ 1,350	1,350	1,291	59
Contract Services - (Between Home and Sch) - Joint Agrmts	-	-	-	-	-
Contr Serv (Spl. Ed. Students) - Vendors	-	-	-	-	-
Contr Serv (Spl. Ed. Students) - Joint Agrmt	-	-	-	-	-
Contr Serv (Regular Students) - ESCs & CTSA	-	-	-	-	-
Contr Serv (Spl. Ed. Students) - ESCs & CTSA	-	-	-	-	-
Contr Serv. - Aid in Lieu Payments	-	-	-	-	-
Misc. Purchased Serv. - Transportation	-	-	-	-	-
Supplies and Materials	-	-	-	-	-
Miscellaneous Expenditures	-	-	-	-	-
Total Undist. Expend. - Student Transportation Serv.	-	1,350	1,350	1,291	59

Continued

**PATERSON PUBLIC SCHOOLS
BLENDED RESOURCE FUND 15
SCHEDULE OF BLENDED EXPENDITURES-BUDGET AND ACTUAL
FOR THE FISCAL YEAR ENDED JUNE 30, 2009**

<u>School: No. 34 Roberto Clemente</u>	<u>Original Budget</u>	<u>Budget Transfers</u>	<u>Final Budget</u>	<u>Actual</u>	<u>Variance Final to Actual</u>
Undist. Expend. - Business and Other Support Serv.					
Increase in Sale/Lease-back Reserve	-				
Salaries	-	-	-	-	-
Purchased Professional Services	-	-	-	-	-
Purchased/Technical Services	-	-	-	-	-
Other Purchased Services (400-500 series Oth Residential Costs)	-	-	-	-	-
Sale/Lease-back Payments	-	-	-	-	-
Supplies and Materials	-	-	-	-	-
Interest on Current Loan	-	-	-	-	-
Interest on Lease Purchase Agreements	-	-	-	-	-
Miscellaneous Expenditures	-	-	-	-	-
Total Undist. Expend. - Business and Other Support Serv.	-	-	-	-	-
UNALLOCATED BENEFITS					
Group Insurance	-	-	-	-	-
Social Security Contributions	\$ 63,246	-	\$ 63,246	\$ 29,168	\$ 34,078
T.P.A.F. Contributions - ERIP	-	-	-	-	-
Other Retirement Contributions - Regular	-	-	-	-	-
Other Retirement Contributions - ERIP	-	-	-	-	-
Unemployment Compensation	-	-	-	-	-
Workmen's Compensation	-	-	-	-	-
Health Benefits	469,125	-	469,125	442,566	26,559
Tuition Reimbursement	-	-	-	-	-
Other Employee Benefits	-	-	-	-	-
TOTAL UNALLOCATED BENEFITS	532,371	-	532,371	471,734	60,637
On-behalf TPAF pension Contributions (non-budgeted)	-	-	-	-	-
Reimbursed TPAF Social Security Contributions (non-budgeted)	-	-	-	-	-
TOTAL ON-BEHALF CONTRIBUTIONS	-	-	-	-	-
TOTAL PERSONAL SERVICES - EMPLOYEE BENEFITS	532,371	-	532,371	471,734	60,637
Undistributed Expenditures - Food Services					
Transfers to Cover Deficit (Enterprise Fund)	-	-	-	-	-
TOTAL UNDISTRIBUTED EXPENDITURES	1,133,377	\$ (19,439)	1,113,938	1,035,361	78,577
TOTAL SCHOOL BASED BUDGET CURRENT EXPENSE	2,973,354	(17,718)	2,955,636	2,778,488	177,148
CAPITAL OUTLAY					
Equipment					
Regular Program - Instruction:					
Kindergarten	-	-	-	-	-
Grades 1-5	-	-	-	-	-
Grades 6-8	-	-	-	-	-
Grades 9-12	-	-	-	-	-
Home Instruction	-	-	-	-	-
Special Education - Instruction:					
Cognitive - Mild	-	-	-	-	-
Cognitive - Moderate	-	-	-	-	-
Learning and/or Language Disabilities	-	-	-	-	-
Visual Impairments	-	-	-	-	-
Auditory Impairments	-	-	-	-	-
Behavioral Disabilities	-	-	-	-	-
Multiple Disabilities	-	-	-	-	-
Resource Room/Resource Center	-	-	-	-	-
Autism	-	-	-	-	-
Preschool Disabilities - Part-Time	-	-	-	-	-
Preschool Disabilities - Full-Time	-	-	-	-	-
Home Instruction	-	-	-	-	-
Cognitive - Severe	-	-	-	-	-

Continued

**PATERSON PUBLIC SCHOOLS
 BLENDED RESOURCE FUND 15
 SCHEDULE OF BLENDED EXPENDITURES-BUDGET AND ACTUAL
 FOR THE FISCAL YEAR ENDED JUNE 30, 2009**

<u>School: No. 34 Roberto Clemente</u>	Original Budget	Budget Transfers	Final Budget	Actual	Variance Final to Actual
Basic Skills/Remedial - Instruction	-	-	-	-	-
Bilingual Education - Instruction	-	-	-	-	-
Vocational Programs - Local - Instruction	-	-	-	-	-
School-Sponsored and Other Instructional Program	-	-	-	-	-
Undistributed Expenditures - Instruction	-	-	-	-	-
Undist.Expend.-Support Serv.-Students - Reg.	-	-	-	-	-
Undist.Expend.-Support Serv. - Related & Extraordinary	-	-	-	-	-
Undist.Expend.-Support Serv.-Students - Special	-	-	-	-	-
Undist.Expend.-Support Serv. - Inst. Staff	-	-	-	-	-
Undistributed Expenditures - General Admin.	-	-	-	-	-
Undistributed Expenditures - School Admin.	-	-	-	-	-
Undistributed Expenditures - Operation of Plant Services	-	-	-	-	-
Undistributed Expenditures - Student Trans. - Non Inst. Equip	-	-	-	-	-
School Buses - Regular	-	-	-	-	-
School Buses - Special	-	-	-	-	-
Undistributed Expenditures - Business/Other Support Serv.	-	-	-	-	-
Undistributed Expenditures - Non Inst. Serv.	-	-	-	-	-
Special Schools (All Programs)	-	-	-	-	-
Total Equipment	-	-	-	-	-
Facilities Acquisition and Construction Services	-	-	-	-	-
Salaries	-	-	-	-	-
Legal Services	-	-	-	-	-
Other Purchased Prof. and Tech. Services	-	-	-	-	-
Construction Services	-	-	-	-	-
General Supplies	-	-	-	-	-
Land and Improvements	-	-	-	-	-
Lease Purchase Agreements - Principal	-	-	-	-	-
Buildings Other than Lease Purchase Agreement	-	-	-	-	-
Other Objects	-	-	-	-	-
Facilities Grant - Transfer to Special Revenue	-	-	-	-	-
Total Facilities Acquisition and Construction Services	-	-	-	-	-
Capital Reserve - Transfer to Capital Projects	-	-	-	-	-
Capital Reserve - Transfer to Debt Service	-	-	-	-	-
Assets Acquired Under Capital Leases (non-budgeted)	-	-	-	-	-
Undistributed Expenditures:	-	-	-	-	-
General Administration	-	-	-	-	-
School Administration	-	-	-	-	-
Assets Acquired Under Capital Leases (non-budgeted)	-	-	-	-	-
TOTAL CAPITAL OUTLAY	-	-	-	-	-
SPECIAL SCHOOLS	-	-	-	-	-
Summer School - Instruction	-	-	-	-	-
Salaries of Teachers	-	-	-	-	-
Other Salaries for Instruction	-	-	-	-	-
Purchased Professional and Technical Services	-	-	-	-	-
Other Purchased Services (400-500 series)	-	-	-	-	-
General Supplies	-	-	-	-	-
Textbooks	-	-	-	-	-
Other Objects	-	-	-	-	-
Total Summer School - Instruction	-	-	-	-	-

Continued

**PATERSON PUBLIC SCHOOLS
 BLENDED RESOURCE FUND 15
 SCHEDULE OF BLENDED EXPENDITURES-BUDGET AND ACTUAL
 FOR THE FISCAL YEAR ENDED JUNE 30, 2009**

<u>School: No. 34 Roberto Clemente</u>	<u>Original Budget</u>	<u>Budget Transfers</u>	<u>Final Budget</u>	<u>Actual</u>	<u>Variance Final to Actual</u>
Summer School - Support Services					
Salaries	-	-	-	-	-
Personal Services - Employee Benefits	-	-	-	-	-
Purchased Professional and Technical Services	-	-	-	-	-
Other Purchased Services (400-500 series)	-	-	-	-	-
Supplies and Materials	-	-	-	-	-
Other Objects	-	-	-	-	-
Total Summer School - Support Services	<u>-</u>	<u>-</u>	<u>-</u>	<u>-</u>	<u>-</u>
Total Summer School	<u>-</u>	<u>-</u>	<u>-</u>	<u>-</u>	<u>-</u>
Other Special Schools - Instruction					
Salaries of Teachers	-	-	-	-	-
Other Salaries for Instruction	-	-	-	-	-
Purchased Professional and Technical Services	-	-	-	-	-
Other Purchased Services (400-500 series)	-	-	-	-	-
General Supplies	-	-	-	-	-
Textbooks	-	-	-	-	-
Other Objects	-	-	-	-	-
Total Other Special Schools - Instruction	<u>-</u>	<u>-</u>	<u>-</u>	<u>-</u>	<u>-</u>
Other Special Schools - Support Services					
Salaries	-	-	-	-	-
Personal Services - Employee Benefits	-	-	-	-	-
Purchased Professional and Technical Services	-	-	-	-	-
Other Purchased Services (400-500 series)	-	-	-	-	-
Supplies and Materials	-	-	-	-	-
Other Objects	-	-	-	-	-
Total Other Special Schools - Support Services	<u>-</u>	<u>-</u>	<u>-</u>	<u>-</u>	<u>-</u>
Total Other Special Schools	<u>-</u>	<u>-</u>	<u>-</u>	<u>-</u>	<u>-</u>
Accred. Even./Adult H.S./Post-Grad.-Inst.					
Salaries of Teachers	-	-	-	-	-
Other Salaries for Instruction	-	-	-	-	-
Purchased Professional and Technical Services	-	-	-	-	-
Other Purchased Services (400-500 series)	-	-	-	-	-
General Supplies	-	-	-	-	-
Textbooks	-	-	-	-	-
Other Objects	-	-	-	-	-
Total Accred. Even./Adult H.S./Post-Grad.-Inst.	<u>-</u>	<u>-</u>	<u>-</u>	<u>-</u>	<u>-</u>
Accred. Even./Adult H.S./Post-Grad.-Supp. Service					
Salaries	-	-	-	-	-
Personal Services - Employee Benefits	-	-	-	-	-
Purchased Professional and Technical Services	-	-	-	-	-
Other Purchased Services (400-500 series)	-	-	-	-	-
Supplies and Materials	-	-	-	-	-
Other Objects	-	-	-	-	-
Total Accred. Even./Adult H.S./Post-Grad.-Supp. Service	<u>-</u>	<u>-</u>	<u>-</u>	<u>-</u>	<u>-</u>
Total Accred. Even./Adult H.S./Post-Grad.	<u>-</u>	<u>-</u>	<u>-</u>	<u>-</u>	<u>-</u>
Adult Education-Local-Instruction					
Salaries of Teachers	-	-	-	-	-
Other Salaries for Instruction	-	-	-	-	-
Purchased Professional and Technical Services	-	-	-	-	-
Other Purchased Services (400-500 series)	-	-	-	-	-
General Supplies	-	-	-	-	-
Textbooks	-	-	-	-	-
Other Objects	-	-	-	-	-
Total Adult Education-Local-Instruction	<u>-</u>	<u>-</u>	<u>-</u>	<u>-</u>	<u>-</u>

Continued

**PATERSON PUBLIC SCHOOLS
 BLENDED RESOURCE FUND 15
 SCHEDULE OF BLENDED EXPENDITURES-BUDGET AND ACTUAL
 FOR THE FISCAL YEAR ENDED JUNE 30, 2009**

<u>School: No. 34 Roberto Clemente</u>	Original Budget	Budget Transfers	Final Budget	Actual	Variance Final to Actual
Adult Education-Local -Support Serv.					
Salaries	-	-	-	-	-
Personal Services - Employee Benefits	-	-	-	-	-
Purchased Professional and Technical Services	-	-	-	-	-
Other Purchased Services (400-500 series)	-	-	-	-	-
Supplies and Materials	-	-	-	-	-
Other Objects	-	-	-	-	-
Total Adult Education-Local -Support Serv.	-	-	-	-	-
Total Adult Education-Local	-	-	-	-	-
Vocational Evening-Local-Instruction					
Salaries of Teachers	-	-	-	-	-
Other Salaries for Instruction	-	-	-	-	-
Purchased Professional and Technical Services	-	-	-	-	-
Other Purchased Services (400-500 series)	-	-	-	-	-
General Supplies	-	-	-	-	-
Textbooks	-	-	-	-	-
Other Objects	-	-	-	-	-
Total Vocational Evening-Local-Instruction	-	-	-	-	-
Vocational Evening-Local-Support Serv.					
Salaries	-	-	-	-	-
Personal Services - Employee Benefits	-	-	-	-	-
Purchased Professional and Technical Services	-	-	-	-	-
Other Purchased Services (400-500 series)	-	-	-	-	-
Supplies and Materials	-	-	-	-	-
Other Objects	-	-	-	-	-
Total Vocational Evening-Local-Support Serv.	-	-	-	-	-
Total Vocational Evening-Local	-	-	-	-	-
Even.-Sch.-Foreign-Born-Local-Inst.					
Salaries of Teachers	-	-	-	-	-
Other Salaries for Instruction	-	-	-	-	-
Purchased Professional and Technical Services	-	-	-	-	-
Other Purchased Services (400-500 series)	-	-	-	-	-
General Supplies	-	-	-	-	-
Textbooks	-	-	-	-	-
Other Objects	-	-	-	-	-
Total Even.-Sch.-Foreign-Born-Local-Inst.	-	-	-	-	-
Even.-Sch.-Foreign-Born-Local-Sup. Serv.					
Salaries	-	-	-	-	-
Personal Services - Employee Benefits	-	-	-	-	-
Purchased Professional and Technical Services	-	-	-	-	-
Other Purchased Services (400-500 series)	-	-	-	-	-
Supplies and Materials	-	-	-	-	-
Other Objects	-	-	-	-	-
Total Even.-Sch.-Foreign-Born-Local-Sup. Serv.	-	-	-	-	-
Total Even.-Sch.-Foreign-Born-Local	-	-	-	-	-
TOTAL SPECIAL SCHOOLS	-	-	-	-	-
Transfer of Funds to Charter Schools	-	-	-	-	-
TOTAL SCHOOL BASED EXPENDITURES	\$ 2,973,354	\$ (17,718)	\$ 2,955,636	\$ 2,778,488	\$ 177,148

**PATERSON PUBLIC SCHOOLS
 BLENDED RESOURCE FUND 15
 SCHEDULE OF BLENDED EXPENDITURES-BUDGET AND ACTUAL
 FOR THE FISCAL YEAR ENDED JUNE 30, 2009**

<u>School: No. 34 Roberto Clemente</u>	<u>Original Budget</u>	<u>Budget Transfers</u>	<u>Final Budget</u>	<u>Actual</u>	<u>Variance Final to Actual</u>
Other Financing Sources:					
Operating Transfer In	\$ 2,973,354	\$ (17,718)	\$ 2,955,636	\$ 2,778,488	\$ 177,148
Operating Transfer Out:					
Transfer to Food Service Fund - Board Contribution	-	-	-	-	-
Capital Leases (non-budgeted)	-	-	-	-	-
Total Other Financing Sources:	<u>2,973,354</u>	<u>(17,718)</u>	<u>2,955,636</u>	<u>2,778,488</u>	<u>177,148</u>
Excess (Deficiency) of Other Financing Sources Over (Under) Expenditures and Other Financing (Uses)	-	-	-	-	-
Fund Balance, July 1	-	-	-	-	-
Fund Balance, June 30	<u>\$ -</u>	<u>\$ -</u>	<u>\$ -</u>	<u>\$ -</u>	<u>\$ -</u>

**PATERSON PUBLIC SCHOOLS
 BLENDED RESOURCE FUND 15
 SCHEDULE OF BLENDED EXPENDITURES-BUDGET AND ACTUAL
 FOR THE FISCAL YEAR ENDED JUNE 30, 2009**

School: No. 36-AHA	Original Budget	Budget Transfers	Final Budget	Actual	Variance Final to Actual
REGULAR PROGRAMS - INSTRUCTION					
Regular Programs - Instruction					
Kindergarten - Salaries of Teachers	\$ 148,539	-	\$ 148,539	\$ 148,039	\$ 500
Grades 1-5 - Salaries of Teachers	951,245	\$ (155,142)	796,103	794,603	1,500
Grades 6-8 - Salaries of Teachers	549,791	30,252	580,043	576,228	3,815
Grades 9-12 - Salaries of Teachers		-			-
Regular Programs - Home Instruction:					
Salaries of Teachers		-			-
Other Salaries for Instruction		-			-
Purchased Professional-Educational Services		-			-
Purchased Technical Services		-			-
Other Purchased Services (400-500 series)		-			-
General Supplies		-			-
Textbooks		-			-
Other Objects		-			-
Regular Programs - Undistributed Instruction					
Other Salaries for Instruction	143,250	(45,340)	97,910	93,710	4,200
Purchased Professional-Educational Services		-			-
Purchased Technical Services		-			-
Other Purchased Services (400-500 series)		-			-
General Supplies	47,899	573	48,472	42,166	6,306
Textbooks	7,000	-	7,000	6,444	556
Other Objects		2,506	2,506		2,506
TOTAL REGULAR PROGRAMS - INSTRUCTION	1,847,724	(167,151)	1,680,573	1,661,190	19,383
SPECIAL EDUCATION - INSTRUCTION					
Cognitive - Mild:					
Salaries of Teachers	-	-	-	-	-
Other Salaries for Instruction	-	-	-	-	-
Purchased Professional-Educational Services	-	-	-	-	-
Purchased Technical Services	-	-	-	-	-
Other Purchased Services (400-500 series)	-	-	-	-	-
General Supplies	-	-	-	-	-
Textbooks	-	-	-	-	-
Other Objects	-	-	-	-	-
Total Cognitive - Mild	-	-	-	-	-
Cognitive - Moderate:					
Salaries of Teachers	-	-	-	-	-
Other Salaries for Instruction	-	-	-	-	-
Purchased Professional-Educational Services	-	-	-	-	-
Purchased Technical Services	-	-	-	-	-
Other Purchased Services (400-500 series)	-	-	-	-	-
General Supplies	-	-	-	-	-
Textbooks	-	-	-	-	-
Other Objects	-	-	-	-	-
Total Cognitive - Moderate	-	-	-	-	-
Learning and/or Language Disabilities:					
Salaries of Teachers	-	-	-	-	-
Other Salaries for Instruction	-	-	-	-	-
Purchased Professional-Educational Services	-	-	-	-	-
Purchased Technical Services	-	-	-	-	-
Other Purchased Services (400-500 series)	-	-	-	-	-
General Supplies	-	-	-	-	-
Textbooks	-	-	-	-	-
Other Objects	-	-	-	-	-
Total Learning and/or Language Disabilities	-	-	-	-	-

PATERSON PUBLIC SCHOOLS
BLENDED RESOURCE FUND 15
SCHEDULE OF BLENDED EXPENDITURES-BUDGET AND ACTUAL
FOR THE FISCAL YEAR ENDED JUNE 30, 2009

<u>School: No. 36-AHA</u>	<u>Original Budget</u>	<u>Budget Transfers</u>	<u>Final Budget</u>	<u>Actual</u>	<u>Variance Final to Actual</u>
Visual Impairments:					
Salaries of Teachers	-	-	-	-	-
Other Salaries for Instruction	-	-	-	-	-
Purchased Professional-Educational Services	-	-	-	-	-
Purchased Technical Services	-	-	-	-	-
Other Purchased Services (400-500 series)	-	-	-	-	-
General Supplies	-	-	-	-	-
Textbooks	-	-	-	-	-
Other Objects	-	-	-	-	-
Total Visual Impairments	-	-	-	-	-
Auditory Impairments:					
Salaries of Teachers	-	-	-	-	-
Other Salaries for Instruction	-	-	-	-	-
Purchased Professional-Educational Services	-	-	-	-	-
Purchased Technical Services	-	-	-	-	-
Other Purchased Services (400-500 series)	-	-	-	-	-
General Supplies	-	-	-	-	-
Textbooks	-	-	-	-	-
Other Objects	-	-	-	-	-
Total Auditory Impairments	-	-	-	-	-
Behavioral Disabilities:					
Salaries of Teachers	-	-	-	-	-
Other Salaries for Instruction	-	-	-	-	-
Purchased Professional-Educational Services	-	-	-	-	-
Purchased Technical Services	-	-	-	-	-
Other Purchased Services (400-500 series)	-	-	-	-	-
General Supplies	-	-	-	-	-
Textbooks	-	-	-	-	-
Other Objects	-	-	-	-	-
Total Behavioral Disabilities	-	-	-	-	-
Multiple Disabilities:					
Salaries of Teachers	64,534	-	64,534	32,666	31,868
Other Salaries for Instruction	31,468	-	31,468	31,168	300
Purchased Professional-Educational Services	-	-	-	-	-
Purchased Technical Services	-	-	-	-	-
Other Purchased Services (400-500 series)	-	-	-	-	-
General Supplies	500	143	643	609	34
Textbooks	300	-	300	300	-
Other Objects	-	-	-	-	-
Total Multiple Disabilities	96,802	143	96,945	64,743	32,202
Resource Room/Resource Center:					
Salaries of Teachers	226,172	-	226,172	210,655	15,517
Other Salaries for Instruction	-	-	-	-	-
Purchased Professional-Educational Services	-	-	-	-	-
Purchased Technical Services	-	-	-	-	-
Other Purchased Services (400-500 series)	5,000	-	5,000	-	5,000
General Supplies	2,000	-	2,000	1,995	5
Textbooks	-	-	-	-	-
Other Objects	-	-	-	-	-
Total Resource Room/Resource Center	233,172	-	233,172	212,650	20,522

Continued

PATERSON PUBLIC SCHOOLS
BLENDED RESOURCE FUND 15
SCHEDULE OF BLENDED EXPENDITURES-BUDGET AND ACTUAL
FOR THE FISCAL YEAR ENDED JUNE 30, 2009

<u>School: No. 36-AHA</u>	<u>Original Budget</u>	<u>Budget Transfers</u>	<u>Final Budget</u>	<u>Actual</u>	<u>Variance Final to Actual</u>
Autism:					
Salaries of Teachers	-	-	-	-	-
Other Salaries for Instruction	-	-	-	-	-
Purchased Professional-Educational Services	-	-	-	-	-
Purchased Technical Services	-	-	-	-	-
Other Purchased Services (400-500 series)	-	-	-	-	-
General Supplies	-	-	-	-	-
Textbooks	-	-	-	-	-
Other Objects	-	-	-	-	-
Total Autism	-	-	-	-	-
Preschool Disabilities - Part-Time:					
Salaries of Teachers	-	-	-	-	-
Other Salaries for Instruction	-	-	-	-	-
Purchased Professional-Educational Services	-	-	-	-	-
Purchased Technical Services	-	-	-	-	-
Other Purchased Services (400-500 series)	-	-	-	-	-
General Supplies	-	-	-	-	-
Textbooks	-	-	-	-	-
Other Objects	-	-	-	-	-
Total Preschool Disabilities - Part-Time	-	-	-	-	-
Preschool Disabilities - Full-Time:					
Salaries of Teachers	-	-	-	-	-
Other Salaries for Instruction	-	-	-	-	-
Purchased Professional-Educational Services	-	-	-	-	-
Purchased Technical Services	-	-	-	-	-
Other Purchased Services (400-500 series)	-	-	-	-	-
General Supplies	-	-	-	-	-
Textbooks	-	-	-	-	-
Other Objects	-	-	-	-	-
Total Preschool Disabilities - Full-Time:	-	-	-	-	-
Home Instruction:					
Salaries of Teachers	-	-	-	-	-
Other Salaries for Instruction	-	-	-	-	-
Purchased Professional-Educational Services	-	-	-	-	-
Purchased Technical Services	-	-	-	-	-
Other Purchased Services (400-500 series)	-	-	-	-	-
General Supplies	-	-	-	-	-
Textbooks	-	-	-	-	-
Other Objects	-	-	-	-	-
Total Home Instruction	-	-	-	-	-
Cognitive - Severe:					
Salaries of Teachers	-	-	-	-	-
Other Salaries for Instruction	-	-	-	-	-
Purchased Professional-Educational Services	-	-	-	-	-
Purchased Technical Services	-	-	-	-	-
Other Purchased Services (400-500 series)	-	-	-	-	-
General Supplies	-	-	-	-	-
Textbooks	-	-	-	-	-
Other Objects	-	-	-	-	-
Total Cognitive - Severe	-	-	-	-	-
TOTAL SPECIAL EDUCATION - INSTRUCTION	\$ 329,974	\$ 143	\$ 330,117	\$ 277,393	\$ 52,724

Continued

**PATERSON PUBLIC SCHOOLS
 BLENDED RESOURCE FUND 15
 SCHEDULE OF BLENDED EXPENDITURES-BUDGET AND ACTUAL
 FOR THE FISCAL YEAR ENDED JUNE 30, 2009**

<u>School: No. 36-AHA</u>	<u>Original Budget</u>	<u>Budget Transfers</u>	<u>Final Budget</u>	<u>Actual</u>	<u>Variance Final to Actual</u>
Basic Skills/Remedial - Instruction					
Salaries of Teachers	-	-	-	-	-
Other Salaries for Instruction	-	-	-	-	-
Purchased Professional-Educational Services	-	-	-	-	-
Purchased Technical Services	-	-	-	-	-
Other Purchased Services (400-500 series)	-	-	-	-	-
General Supplies	-	-	-	-	-
Textbooks	-	-	-	-	-
Other Objects	-	-	-	-	-
Total Basic Skills/Remedial - Instruction	-	-	-	-	-
Bilingual Education - Instruction					
Salaries of Teachers	\$ 95,431	-	\$ 95,431	\$ 95,431	-
Other Salaries for Instruction	-	-	-	-	-
Purchased Professional-Educational Services	-	-	-	-	-
Purchased Technical Services	-	-	-	-	-
Other Purchased Services (400-500 series)	-	-	-	-	-
General Supplies	1,000	\$ 350	1,350	-	\$ 1,350
Textbooks	500	-	500	500	-
Other Objects	-	-	-	-	-
Total Bilingual Education - Instruction	96,931	350	97,281	95,931	1,350
Vocational Programs - Local - Instruction					
Salaries of Teachers	-	-	-	-	-
Other Salaries for Instruction	-	-	-	-	-
Purchased Professional-Educational Services	-	-	-	-	-
Purchased Technical Services	-	-	-	-	-
Other Purchased Services (400-500 series)	-	-	-	-	-
General Supplies	-	-	-	-	-
Textbooks	-	-	-	-	-
Other Objects	-	-	-	-	-
Total Vocational Programs - Local - Instruction	-	-	-	-	-
School-Spon. Cocurricular Actvts. - Inst.					
Salaries	-	-	-	-	-
Purchased Services (300-500 series)	-	-	-	-	-
Supplies and Materials	-	-	-	-	-
Other Objects	-	-	-	-	-
Transfers to Cover Deficit (Agency Funds)	-	-	-	-	-
Total School-Spon. Cocurricular Actvts. - Inst.	-	-	-	-	-
School-Spon. Cocurricular Athletics - Inst.					
Salaries	-	-	-	-	-
Purchased Services (300-500 series)	-	-	-	-	-
Supplies and Materials	-	-	-	-	-
Other Objects	-	-	-	-	-
Transfers to Cover Deficit (Agency Funds)	-	-	-	-	-
Total School-Spon. Cocurricular Athletics - Inst.	-	-	-	-	-
Other Instructional Programs - Instruction					
Salaries	-	-	-	-	-
Purchased Services (300-500 series)	-	-	-	-	-
Supplies and Materials	-	-	-	-	-
Other Objects	-	-	-	-	-
Transfers to Cover Deficit (Agency Funds)	-	-	-	-	-
Total Other Instructional Programs - Instruction	-	-	-	-	-

**PATERSON PUBLIC SCHOOLS
 BLENDED RESOURCE FUND 15
 SCHEDULE OF BLENDED EXPENDITURES-BUDGET AND ACTUAL
 FOR THE FISCAL YEAR ENDED JUNE 30, 2009**

<u>School: No. 36-AHA</u>	Original Budget	Budget Transfers	Final Budget	Actual	Variance Final to Actual
Community Services Programs/Operations					
Salaries	-	-	-	-	-
Purchased Services (300-500 series)	-	-	-	-	-
Supplies and Materials	-	-	-	-	-
Other Objects	-	-	-	-	-
Transfers to Cover Deficit (Agency Funds)	-	-	-	-	-
Total Community Services/Operations	-	-	-	-	-
Total Instruction	\$ 2,274,629	\$ (166,658)	\$ 2,107,971	\$ 2,034,514	\$ 73,457
Undistributed Expenditures - Instruction:					
Tuition to Other LEAs Within the State - Regular	-	-	-	-	-
Tuition to Other LEAs Within the Stat - Special	-	-	-	-	-
Tuition to County Voc. School Dist. - Regular	-	-	-	-	-
Tuition to County Voc. School Dist. - Special	-	-	-	-	-
Tuition to CSSD & Regional Day Schools	-	-	-	-	-
Tuition to Private Schools for the Disabled - Within State	-	-	-	-	-
Tuition to Private Schools for the Disabled & Oth LEAS - Spl, O/S	-	-	-	-	-
Tuition - State Facilities	-	-	-	-	-
Tuition - Other	-	-	-	-	-
Total Undistributed Expenditures - Instruction:	-	-	-	-	-
Undistributed Expend. - Attend. & Social Work					
Salaries	16,900	253	17,153	11,742	5,411
Purchased Professional and Technical Services	-	-	-	-	-
Other Purchased Services (400-500 series)	-	-	-	-	-
Supplies and Materials	425	-	425	-	425
Other Objects	-	-	-	-	-
Total Undistributed Expend. - Attend. & Social Work	17,325	253	17,578	11,742	5,836
Undistributed Expenditures - Health Services					
Salaries	63,834	-	63,834	57,234	6,600
Purchased Professional and Technical Services	-	-	-	-	-
Other Purchased Services (400-500 series)	-	-	-	-	-
Supplies and Materials	200	-	200	170	30
Other Objects	-	-	-	-	-
Total Undistributed Expenditures - Health Services	64,034	-	64,034	57,404	6,630
Undist. Expend. - Other Supp. Serv. Students - Related Serv.					
Salaries	-	-	-	-	-
Purchased Professional - Educational Services	-	-	-	-	-
Supplies and Materials	-	-	-	-	-
Other Objects	-	-	-	-	-
Total Undist. Expend. - Other Supp. Serv. Students - Related Serv.	-	-	-	-	-
Undist. Expend. - Other Supp. Serv. Students - Extra Serv.					
Salaries	-	-	-	-	-
Purchased Professional - Educational Services	-	-	-	-	-
Supplies and Materials	-	-	-	-	-
Other Objects	-	-	-	-	-
Total Undist. Expend. - Other Supp. Serv. Students - Extra Serv.	-	-	-	-	-
Undist. Expend. - Other Supp. Serv. Students-Reg.					
Salaries	100,631	-	100,631	100,631	-
Salaries of Secretarial and Clerical Assistants	-	-	-	-	-
Other Salaries	-	-	-	-	-
Purchased Professional - Educational Services	-	-	-	-	-
Other Purchased Prof. and Tech. Services	-	-	-	-	-
Other Purchased Services (400-500 series)	-	-	-	-	-
Supplies and Materials	1,500	-	1,500	1,490	10
Other Objects	-	-	-	-	-
Total Undist. Expend. - Other Supp. Serv. Students-Reg.	102,131	-	102,131	102,121	10

**PATERSON PUBLIC SCHOOLS
 BLENDED RESOURCE FUND 15
 SCHEDULE OF BLENDED EXPENDITURES-BUDGET AND ACTUAL
 FOR THE FISCAL YEAR ENDED JUNE 30, 2009**

<u>School: No. 36-AHA</u>	<u>Original Budget</u>	<u>Budget Transfers</u>	<u>Final Budget</u>	<u>Actual</u>	<u>Variance Final to Actual</u>
Undist. Expend. - Other Supp. Serv. Students -Spl.					
Salaries of Other Professional Staff	-	-	-	-	-
Salaries of Secretarial and Clerical Assistants	-	-	-	-	-
Other Salaries	-	-	-	-	-
Purchased Professional - Educational Services	-	-	-	-	-
Other Purchased Prof. and Tech. Services	-	-	-	-	-
Residential Costs	-	-	-	-	-
Mis. Pur. Serv.(400-500 series O/than Residential)	-	-	-	-	-
Supplies and Materials	-	-	-	-	-
Other Objects	-	-	-	-	-
Total Undist. Expend. - Other Supp. Serv. Students -Spl.	-	-	-	-	-
Undist. Expend. - Improvement of Inst. Serv.					
Salaries of Supervisor of Instruction	-	-	-	-	-
Salaries of Other Professional Staff	-	-	-	-	-
Salaries of Secr and Clerical Assist.	-	-	-	-	-
Other Salaries	-	-	-	-	-
Purchased Prof- Educational Services	-	-	-	-	-
Other Purch Prof. and Tech. Services	-	-	-	-	-
Other Purch Services (400-500)	-	-	-	-	-
Supplies and Materials	\$ 2,500	-	\$ 2,500	\$ 2,409	\$ 91
Other Objects	-	-	-	-	-
Total Undist. Expend. - Improvement of Inst. Serv.	2,500	-	2,500	2,409	91
Undist. Expend. - Edu. Media Serv./Sch. Library					
Salaries	111,348	\$ 4,065	115,413	115,413	-
Purchased Professional and Technical Services	-	-	-	-	-
Other Purchased Services (400-500 series)	600	-	600	599	1
Supplies and Materials	5,100	570	5,670	4,134	1,536
Other Objects	-	-	-	-	-
Total Undist. Expend. - Edu. Media Serv./Sch. Library	117,048	4,635	121,683	120,146	1,537
Undist. Expend. - Instructional Staff Training Serv.					
Salaries of Supervisors of Instruction	-	-	-	-	-
Salaries of Other Professional Staff	-	-	-	-	-
Salaries of Secretarial and Clerical Assist	-	-	-	-	-
Other Salaries	-	-	-	-	-
Purchased Professional - Educational Serv	-	-	-	-	-
Other Purchased Prof. and Tech. Services	-	-	-	-	-
Other Purchased Services (400-500 series)	1,000	-	1,000	-	1,000
Supplies and Materials	-	-	-	-	-
Other Objects	-	-	-	-	-
Total Undist. Expend. - Instructional Staff Training Serv.	1,000	-	1,000	-	1,000
Undist. Expend. - Supp. Serv. - General Admin.					
Salaries	-	-	-	-	-
Legal Services	-	-	-	-	-
Other Purchased Professional Services	-	-	-	-	-
Purchased Technical Services	-	-	-	-	-
Communications/Telephone	-	-	-	-	-
Other Purchased Services (400-500 series)	-	-	-	-	-
Supplies and Materials	-	-	-	-	-
Judgements Against The School District	-	-	-	-	-
Miscellaneous Expenditures	-	-	-	-	-
Total Undist. Expend. - Supp. Serv. - General Admin.	-	-	-	-	-

**PATERSON PUBLIC SCHOOLS
 BLENDED RESOURCE FUND 15
 SCHEDULE OF BLENDED EXPENDITURES-BUDGET AND ACTUAL
 FOR THE FISCAL YEAR ENDED JUNE 30, 2009**

<u>School: No. 36-AHA</u>	Original Budget	Budget Transfers	Final Budget	Actual	Variance Final to Actual
Undist. Expend. - Support Serv. - School Admin.					
Salaries of Principals/Assistant Principals	\$ 110,460	-	\$ 110,460	\$ 110,460	-
Salaries of Other Professional Staff		-			-
Salaries of Secretarial and Clerical Assistants	47,406	-	47,406	47,406	-
Other Salaries		-			-
Purchased Professional and Technical Services		-			-
Other Purchased Services (400-500 series)		\$ 10	10		\$ 10
Supplies and Materials	2,500	(10)	2,490	2,478	12
Other Objects	-	-	-	-	-
Total Undist. Expend. - Support Serv. - School Admin.	<u>160,366</u>	<u>-</u>	<u>160,366</u>	<u>160,344</u>	<u>22</u>
Undist. Expend. - Allowable Maintenance for School Facilities					
Salaries	-	-	-	-	-
Cleaning, Repair, and Maintenance Services	-	-	-	-	-
General Supplies	-	-	-	-	-
Other Objects	-	-	-	-	-
Total Undist. Expend. - Allowable Maintenance for School Facilities	<u>-</u>	<u>-</u>	<u>-</u>	<u>-</u>	<u>-</u>
Undist. Expend. - Oth. Oper. & Maint. of Plant					
Salaries	-	-	-	-	-
Purchased Professional and Technical Services	-	-	-	-	-
Cleaning, Repair and Maintenance Services	-	-	-	-	-
Rental of land & Building Other than Lease Purchases	-	-	-	-	-
Other Purchased Property Services	-	-	-	-	-
Insurance	-	-	-	-	-
Miscellaneous Purchased Services	-	-	-	-	-
General Supplies	-	-	-	-	-
Energy (Energy and Electricity)	-	-	-	-	-
Other Objects	-	-	-	-	-
Total Undist. Expend. - Other Oper. & Maint. Of Plant	<u>-</u>	<u>-</u>	<u>-</u>	<u>-</u>	<u>-</u>
Total Undist. Expend. - Oper. & Maint. Of Plant	<u>-</u>	<u>-</u>	<u>-</u>	<u>-</u>	<u>-</u>
Undist. Expend. - Student Transportation Serv.					
Sal. For Pup. Trans. (Bet. Home and School) - Regular	-	-	-	-	-
Sal. For Pup. Trans. (Bet. Home and School) - Special	-	-	-	-	-
Sal. For Pup. Trans. (Other than Bet. Home and School)	-	-	-	-	-
Management Fees - ESC & CTSA Transportation Programs	-	-	-	-	-
Other Purchased Professional and Technical Services	-	-	-	-	-
Cleaning, Repair and Maintenance Services	-	-	-	-	-
Rental Payments - School Buses	-	-	-	-	-
Lease Purchase Payments - School Buses	-	-	-	-	-
Contract Services - (Between Home and School) - Vendors	-	-	-	-	-
Contr Serv (Oth. than Bet Home & Sch)-Vend	-	2,825	2,825	2,273	552
Contract Services - (Between Home and Sch) - Joint Agrmts	-	-	-	-	-
Contr Serv (Spl. Ed. Students) - Vendors	-	-	-	-	-
Contr Serv (Spl. Ed. Students) - Joint Agrmt	-	-	-	-	-
Contr Serv (Regular Students) - ESCs & CTSA	-	-	-	-	-
Contr Serv (Spl. Ed. Students) - ESCs & CTSA	-	-	-	-	-
Contr Serv. - Aid in Lieu Payments	-	-	-	-	-
Misc. Purchased Serv. - Transportation	-	-	-	-	-
Supplies and Materials	-	-	-	-	-
Miscellaneous Expenditures	-	-	-	-	-
Total Undist. Expend. - Student Transportation Serv.	<u>-</u>	<u>2,825</u>	<u>2,825</u>	<u>2,273</u>	<u>552</u>

Continued

**PATERSON PUBLIC SCHOOLS
 BLENDED RESOURCE FUND 15
 SCHEDULE OF BLENDED EXPENDITURES-BUDGET AND ACTUAL
 FOR THE FISCAL YEAR ENDED JUNE 30, 2009**

<u>School: No. 36-AHA</u>	<u>Original Budget</u>	<u>Budget Transfers</u>	<u>Final Budget</u>	<u>Actual</u>	<u>Variance Final to Actual</u>
Undist. Expend. - Business and Other Support Serv.					
Increase in Sale/Lease-back Reserve	-				
Salaries	-	-	-	-	-
Purchased Professional Services	-	-	-	-	-
Purchased Technical Services	-	-	-	-	-
Other Purchased Services (400-500 series Oth Residential Costs)	-	-	-	-	-
Sale/Lease-back Payments	-	-	-	-	-
Supplies and Materials	-	-	-	-	-
Interest on Current Loan	-	-	-	-	-
Interest on Lease Purchase Agreements	-	-	-	-	-
Miscellaneous Expenditures	-	-	-	-	-
Total Undist. Expend. - Business and Other Support Serv.	-	-	-	-	-
UNALLOCATED BENEFITS					
Group Insurance	-	-	-	-	-
Social Security Contributions	\$ 26,252	\$ 5,056	\$ 31,308	\$ 24,272	\$ 7,036
T.P.A.F. Contributions - ERIP	-	-	-	-	-
Other Retirement Contributions - Regular	-	-	-	-	-
Other Retirement Contributions - ERIP	-	-	-	-	-
Unemployment Compensation	-	-	-	-	-
Workmen's Compensation	-	-	-	-	-
Health Benefits	521,582	-	521,582	465,139	56,443
Tuition Reimbursement	-	-	-	-	-
Other Employee Benefits	-	-	-	-	-
TOTAL UNALLOCATED BENEFITS	547,834	5,056	552,890	489,411	63,479
On-behalf TPAF pension Contributions (non-budgeted)	-	-	-	-	-
Reimbursed TPAF Social Security Contributions (non-budgeted)	-	-	-	-	-
TOTAL ON-BEHALF CONTRIBUTIONS	-	-	-	-	-
TOTAL PERSONAL SERVICES - EMPLOYEE BENEFITS	547,834	5,056	552,890	489,411	63,479
Undistributed Expenditures - Food Services					
Transfers to Cover Deficit (Enterprise Fund)	-	-	-	-	-
TOTAL UNDISTRIBUTED EXPENDITURES	1,012,238	12,769	1,025,007	945,850	79,157
TOTAL SCHOOL BASED BUDGET CURRENT EXPENSE	3,286,867	(153,889)	3,132,978	2,980,364	152,614
CAPITAL OUTLAY					
Equipment					
Regular Program - Instruction:					
Kindergarten	-	-	-	-	-
Grades 1-5	-	-	-	-	-
Grades 6-8	-	-	-	-	-
Grades 9-12	-	-	-	-	-
Home Instruction	-	-	-	-	-
Special Education - Instruction:					
Cognitive - Mild	-	-	-	-	-
Cognitive - Moderate	-	-	-	-	-
Learning and/or Language Disabilities	-	-	-	-	-
Visual Impairments	-	-	-	-	-
Auditory Impairments	-	-	-	-	-
Behavioral Disabilities	-	-	-	-	-
Multiple Disabilities	-	-	-	-	-
Resource Room/Resource Center	-	-	-	-	-
Autism	-	-	-	-	-
Preschool Disabilities - Part-Time	-	-	-	-	-
Preschool Disabilities - Full-Time	-	-	-	-	-
Home Instruction	-	-	-	-	-
Cognitive - Severe	-	-	-	-	-

Continued

**PATERSON PUBLIC SCHOOLS
 BLENDED RESOURCE FUND 15
 SCHEDULE OF BLENDED EXPENDITURES-BUDGET AND ACTUAL
 FOR THE FISCAL YEAR ENDED JUNE 30, 2009**

<u>School: No. 36-AHA</u>	Original Budget	Budget Transfers	Final Budget	Actual	Variance Final to Actual
Basic Skills/Remedial - Instruction	-	-	-	-	-
Bilingual Education - Instruction	-	-	-	-	-
Vocational Programs - Local - Instruction	-	-	-	-	-
School-Sponsored and Other Instructional Program	-	-	-	-	-
Undistributed Expenditures - Instruction	-	-	-	-	-
Undist.Expend.-Support Serv.-Students - Reg.	-	-	-	-	-
Undist.Expend.-Support Serv. - Related & Extraordinary	-	-	-	-	-
Undist.Expend.-Support Serv.-Students - Special	-	-	-	-	-
Undist.Expend.-Support Serv. - Inst. Staff	-	-	-	-	-
Undistributed Expenditures - General Admin.	-	-	-	-	-
Undistributed Expenditures - School Admin.	-	-	-	-	-
Undistributed Expenditures - Operation of Plant Services	-	-	-	-	-
Undistributed Expenditures - Student Trans. - Non Inst. Equip	-	-	-	-	-
School Buses - Regular	-	-	-	-	-
School Buses - Special	-	-	-	-	-
Undistributed Expenditures - Business/Other Support Serv.	-	-	-	-	-
Undistributed Expenditures - Non Inst. Serv.	-	-	-	-	-
Special Schools (All Programs)	-	-	-	-	-
Total Equipment	-	-	-	-	-
Facilities Acquisition and Construction Services	-	-	-	-	-
Salaries	-	-	-	-	-
Legal Services	-	-	-	-	-
Other Purchased Prof. and Tech. Services	-	-	-	-	-
Construction Services	-	-	-	-	-
General Supplies	-	-	-	-	-
Land and Improvements	-	-	-	-	-
Lease Purchase Agreements - Principal	-	-	-	-	-
Buildings Other than Lease Purchase Agreement	-	-	-	-	-
Other Objects	-	-	-	-	-
Facilities Grant - Transfer to Special Revenue	-	-	-	-	-
Total Facilities Acquisition and Construction Services	-	-	-	-	-
Capital Reserve - Transfer to Capital Projects	-	-	-	-	-
Capital Reserve - Transfer to Debt Service	-	-	-	-	-
Assets Acquired Under Capital Leases (non-budgeted)	-	-	-	-	-
Undistributed Expenditures:	-	-	-	-	-
General Administration	-	-	-	-	-
School Administration	-	-	-	-	-
Assets Acquired Under Capital Leases (non-budgeted)	-	-	-	-	-
TOTAL CAPITAL OUTLAY	-	-	-	-	-
SPECIAL SCHOOLS					
Summer School - Instruction	-	-	-	-	-
Salaries of Teachers	-	-	-	-	-
Other Salaries for Instruction	-	-	-	-	-
Purchased Professional and Technical Services	-	-	-	-	-
Other Purchased Services (400-500 series)	-	-	-	-	-
General Supplies	-	-	-	-	-
Textbooks	-	-	-	-	-
Other Objects	-	-	-	-	-
Total Summer School - Instruction	-	-	-	-	-

**PATERSON PUBLIC SCHOOLS
 BLENDED RESOURCE FUND 15
 SCHEDULE OF BLENDED EXPENDITURES-BUDGET AND ACTUAL
 FOR THE FISCAL YEAR ENDED JUNE 30, 2009**

<u>School: No. 36-AHA</u>	<u>Original Budget</u>	<u>Budget Transfers</u>	<u>Final Budget</u>	<u>Actual</u>	<u>Variance Final to Actual</u>
Summer School - Support Services					
Salaries	-	-	-	-	-
Personal Services - Employee Benefits	-	-	-	-	-
Purchased Professional and Technical Services	-	-	-	-	-
Other Purchased Services (400-500 series)	-	-	-	-	-
Supplies and Materials	-	-	-	-	-
Other Objects	-	-	-	-	-
Total Summer School - Support Services	-	-	-	-	-
Total Summer School	-	-	-	-	-
Other Special Schools - Instruction					
Salaries of Teachers	-	-	-	-	-
Other Salaries for Instruction	-	-	-	-	-
Purchased Professional and Technical Services	-	-	-	-	-
Other Purchased Services (400-500 series)	-	-	-	-	-
General Supplies	-	-	-	-	-
Textbooks	-	-	-	-	-
Other Objects	-	-	-	-	-
Total Other Special Schools - Instruction	-	-	-	-	-
Other Special Schools - Support Services					
Salaries	-	-	-	-	-
Personal Services - Employee Benefits	-	-	-	-	-
Purchased Professional and Technical Services	-	-	-	-	-
Other Purchased Services (400-500 series)	-	-	-	-	-
Supplies and Materials	-	-	-	-	-
Other Objects	-	-	-	-	-
Total Other Special Schools - Support Services	-	-	-	-	-
Total Other Special Schools	-	-	-	-	-
Accred. Even./Adult H.S./Post-Grad.-Inst.					
Salaries of Teachers	-	-	-	-	-
Other Salaries for Instruction	-	-	-	-	-
Purchased Professional and Technical Services	-	-	-	-	-
Other Purchased Services (400-500 series)	-	-	-	-	-
General Supplies	-	-	-	-	-
Textbooks	-	-	-	-	-
Other Objects	-	-	-	-	-
Total Accred. Even./Adult H.S./Post-Grad.-Inst.	-	-	-	-	-
Accred. Even./Adult H.S./Post-Grad.-Supp. Service					
Salaries	-	-	-	-	-
Personal Services - Employee Benefits	-	-	-	-	-
Purchased Professional and Technical Services	-	-	-	-	-
Other Purchased Services (400-500 series)	-	-	-	-	-
Supplies and Materials	-	-	-	-	-
Other Objects	-	-	-	-	-
Total Accred. Even./Adult H.S./Post-Grad.-Supp. Service	-	-	-	-	-
Total Accred. Even./Adult H.S./Post-Grad.	-	-	-	-	-
Adult Education-Local-Instruction					
Salaries of Teachers	-	-	-	-	-
Other Salaries for Instruction	-	-	-	-	-
Purchased Professional and Technical Services	-	-	-	-	-
Other Purchased Services (400-500 series)	-	-	-	-	-
General Supplies	-	-	-	-	-
Textbooks	-	-	-	-	-
Other Objects	-	-	-	-	-
Total Adult Education-Local-Instruction	-	-	-	-	-

**PATERSON PUBLIC SCHOOLS
 BLENDED RESOURCE FUND 15
 SCHEDULE OF BLENDED EXPENDITURES-BUDGET AND ACTUAL
 FOR THE FISCAL YEAR ENDED JUNE 30, 2009**

<u>School: No. 36-AHA</u>	<u>Original Budget</u>	<u>Budget Transfers</u>	<u>Final Budget</u>	<u>Actual</u>	<u>Variance Final to Actual</u>
Adult Education-Local -Support Serv.					
Salaries	-	-	-	-	-
Personal Services - Employee Benefits	-	-	-	-	-
Purchased Professional and Technical Services	-	-	-	-	-
Other Purchased Services (400-500 series)	-	-	-	-	-
Supplies and Materials	-	-	-	-	-
Other Objects	-	-	-	-	-
Total Adult Education-Local -Support Serv.	-	-	-	-	-
Total Adult Education-Local	-	-	-	-	-
Vocational Evening-Local-Instruction					
Salaries of Teachers	-	-	-	-	-
Other Salaries for Instruction	-	-	-	-	-
Purchased Professional and Technical Services	-	-	-	-	-
Other Purchased Services (400-500 series)	-	-	-	-	-
General Supplies	-	-	-	-	-
Textbooks	-	-	-	-	-
Other Objects	-	-	-	-	-
Total Vocational Evening-Local-Instruction	-	-	-	-	-
Vocational Evening-Local-Support Serv.					
Salaries	-	-	-	-	-
Personal Services - Employee Benefits	-	-	-	-	-
Purchased Professional and Technical Services	-	-	-	-	-
Other Purchased Services (400-500 series)	-	-	-	-	-
Supplies and Materials	-	-	-	-	-
Other Objects	-	-	-	-	-
Total Vocational Evening-Local-Support Serv.	-	-	-	-	-
Total Vocational Evening-Local	-	-	-	-	-
Even.-Sch.-Foreign-Born-Local-Inst.					
Salaries of Teachers	-	-	-	-	-
Other Salaries for Instruction	-	-	-	-	-
Purchased Professional and Technical Services	-	-	-	-	-
Other Purchased Services (400-500 series)	-	-	-	-	-
General Supplies	-	-	-	-	-
Textbooks	-	-	-	-	-
Other Objects	-	-	-	-	-
Total Even.-Sch.-Foreign-Born-Local-Inst.	-	-	-	-	-
Even.-Sch.-Foreign-Born-Local-Sup. Serv.					
Salaries	-	-	-	-	-
Personal Services - Employee Benefits	-	-	-	-	-
Purchased Professional and Technical Services	-	-	-	-	-
Other Purchased Services (400-500 series)	-	-	-	-	-
Supplies and Materials	-	-	-	-	-
Other Objects	-	-	-	-	-
Total Even.-Sch.-Foreign-Born-Local-Sup. Serv.	-	-	-	-	-
Total Even.-Sch.-Foreign-Born-Local	-	-	-	-	-
TOTAL SPECIAL SCHOOLS	-	-	-	-	-
Transfer of Funds to Charter Schools	-	-	-	-	-
TOTAL SCHOOL BASED EXPENDITURES	\$ 3,286,867	\$ (153,889)	\$ 3,132,978	\$ 2,980,364	\$ 152,614

PATERSON PUBLIC SCHOOLS
 BLENDED RESOURCE FUND 15
 SCHEDULE OF BLENDED EXPENDITURES-BUDGET AND ACTUAL
 FOR THE FISCAL YEAR ENDED JUNE 30, 2009

<u>School: No. 36-AHA</u>	<u>Original Budget</u>	<u>Budget Transfers</u>	<u>Final Budget</u>	<u>Actual</u>	<u>Variance Final to Actual</u>
Other Financing Sources:					
Operating Transfer In	\$ 3,286,867	\$ (153,889)	\$ 3,132,978	\$ 2,980,364	\$ 152,614
Operating Transfer Out:					
Transfer to Food Service Fund - Board Contribution	-	-	-	-	-
Capital Leases (non-budgeted)	-	-	-	-	-
Total Other Financing Sources:	<u>3,286,867</u>	<u>(153,889)</u>	<u>3,132,978</u>	<u>2,980,364</u>	<u>152,614</u>
Excess (Deficiency) of Other Financing Sources Over (Under) Expenditures and Other Financing (Uses)	-	-	-	-	-
Fund Balance, July 1	-	-	-	-	-
Fund Balance, June 30	<u>\$ -</u>	<u>\$ -</u>	<u>\$ -</u>	<u>\$ -</u>	<u>\$ -</u>

**PATERSON PUBLIC SCHOOLS
 BLENDED RESOURCE FUND 15
 SCHEDULE OF BLENDED EXPENDITURES-BUDGET AND ACTUAL
 FOR THE FISCAL YEAR ENDED JUNE 30, 2009**

<u>School: No. 40-Urban Leadership</u>	<u>Original Budget</u>	<u>Budget Transfers</u>	<u>Final Budget</u>	<u>Actual</u>	<u>Variance Final to Actual</u>
REGULAR PROGRAMS - INSTRUCTION					
Regular Programs - Instruction					
Kindergarten - Salaries of Teachers	\$ 156,131		\$ 207,446	\$ 207,446	-
Grades 1-5 - Salaries of Teachers	801,053		638,993	638,993	-
Grades 6-8 - Salaries of Teachers					-
Grades 9-12 - Salaries of Teachers					-
Regular Programs - Home Instruction:					
Salaries of Teachers					-
Other Salaries for Instruction					-
Purchased Professional -Educational Services					-
Purchased Technical Services					-
Other Purchased Services (400-500 series)					-
General Supplies					-
Textbooks					-
Other Objects					-
Regular Programs - Undistributed Instruction					
Other Salaries for Instruction	109,066		109,066	108,102	\$ 964
Purchased Professional-Educational Services					-
Purchased Technical Services					-
Other Purchased Services (400-500 series)			821	821	-
General Supplies	70,127		69,877	60,778	9,099
Textbooks	7,400		7,400	6,723	677
Other Objects			579		579
TOTAL REGULAR PROGRAMS - INSTRUCTION	<u>1,143,777</u>	<u>(109,595)</u>	<u>1,034,182</u>	<u>1,022,863</u>	<u>11,319</u>
SPECIAL EDUCATION - INSTRUCTION					
Cognitive - Mild:					
Salaries of Teachers	-	-	-	-	-
Other Salaries for Instruction	-	-	-	-	-
Purchased Professional-Educational Services	-	-	-	-	-
Purchased Technical Services	-	-	-	-	-
Other Purchased Services (400-500 series)	-	-	-	-	-
General Supplies	-	-	-	-	-
Textbooks	-	-	-	-	-
Other Objects	-	-	-	-	-
Total Cognitive - Mild	<u>-</u>	<u>-</u>	<u>-</u>	<u>-</u>	<u>-</u>
Cognitive - Moderate:					
Salaries of Teachers	-	-	-	-	-
Other Salaries for Instruction	-	-	-	-	-
Purchased Professional-Educational Services	-	-	-	-	-
Purchased Technical Services	-	-	-	-	-
Other Purchased Services (400-500 series)	-	-	-	-	-
General Supplies	-	-	-	-	-
Textbooks	-	-	-	-	-
Other Objects	-	-	-	-	-
Total Cognitive - Moderate	<u>-</u>	<u>-</u>	<u>-</u>	<u>-</u>	<u>-</u>
Learning and/or Language Disabilities:					
Salaries of Teachers	-	-	-	-	-
Other Salaries for Instruction	-	-	-	-	-
Purchased Professional-Educational Services	-	-	-	-	-
Purchased Technical Services	-	-	-	-	-
Other Purchased Services (400-500 series)	-	-	-	-	-
General Supplies	-	-	-	-	-
Textbooks	-	-	-	-	-
Other Objects	-	-	-	-	-
Total Learning and/or Language Disabilities	<u>-</u>	<u>-</u>	<u>-</u>	<u>-</u>	<u>-</u>

**PATERSON PUBLIC SCHOOLS
 BLENDED RESOURCE FUND 15
 SCHEDULE OF BLENDED EXPENDITURES-BUDGET AND ACTUAL
 FOR THE FISCAL YEAR ENDED JUNE 30, 2009**

<u>School: No. 40-Urban Leadership</u>	<u>Original Budget</u>	<u>Budget Transfers</u>	<u>Final Budget</u>	<u>Actual</u>	<u>Variance Final to Actual</u>
Visual Impairments:					
Salaries of Teachers	-	-	-	-	-
Other Salaries for Instruction	-	-	-	-	-
Purchased Professional-Educational Services	-	-	-	-	-
Purchased Technical Services	-	-	-	-	-
Other Purchased Services (400-500 series)	-	-	-	-	-
General Supplies	-	-	-	-	-
Textbooks	-	-	-	-	-
Other Objects	-	-	-	-	-
Total Visual Impairments	-	-	-	-	-
Auditory Impairments:					
Salaries of Teachers	-	-	-	-	-
Other Salaries for Instruction	-	-	-	-	-
Purchased Professional-Educational Services	-	-	-	-	-
Purchased Technical Services	-	-	-	-	-
Other Purchased Services (400-500 series)	-	-	-	-	-
General Supplies	-	-	-	-	-
Textbooks	-	-	-	-	-
Other Objects	-	-	-	-	-
Total Auditory Impairments	-	-	-	-	-
Behavioral Disabilities:					
Salaries of Teachers	-	-	-	-	-
Other Salaries for Instruction	-	-	-	-	-
Purchased Professional-Educational Services	-	-	-	-	-
Purchased Technical Services	-	-	-	-	-
Other Purchased Services (400-500 series)	-	-	-	-	-
General Supplies	-	-	-	-	-
Textbooks	-	-	-	-	-
Other Objects	-	-	-	-	-
Total Behavioral Disabilities	-	-	-	-	-
Multiple Disabilities:					
Salaries of Teachers	-	-	-	-	-
Other Salaries for Instruction	-	-	-	-	-
Purchased Professional-Educational Services	-	-	-	-	-
Purchased Technical Services	-	-	-	-	-
Other Purchased Services (400-500 series)	-	-	-	-	-
General Supplies	-	-	-	-	-
Textbooks	-	-	-	-	-
Other Objects	-	-	-	-	-
Total Multiple Disabilities	-	-	-	-	-
Resource Room/Resource Center:					
Salaries of Teachers	\$ 33,945	-	\$ 33,945	\$ 30,645	\$ 3,300
Other Salaries for Instruction	-	-	-	-	-
Purchased Professional-Educational Services	-	-	-	-	-
Purchased Technical Services	-	-	-	-	-
Other Purchased Services (400-500 series)	-	-	-	-	-
General Supplies	800	-	800	658	142
Textbooks	-	-	-	-	-
Other Objects	-	-	-	-	-
Total Resource Room/Resource Center	34,745	-	34,745	31,303	3,442

PATERSON PUBLIC SCHOOLS
BLENDED RESOURCE FUND 15
SCHEDULE OF BLENDED EXPENDITURES-BUDGET AND ACTUAL
FOR THE FISCAL YEAR ENDED JUNE 30, 2009

<u>School: No. 40-Urban Leadership</u>	<u>Original Budget</u>	<u>Budget Transfers</u>	<u>Final Budget</u>	<u>Actual</u>	<u>Variance Final to Actual</u>
Autism:					
Salaries of Teachers	-	-	-	-	-
Other Salaries for Instruction	-	-	-	-	-
Purchased Professional-Educational Services	-	-	-	-	-
Purchased Technical Services	-	-	-	-	-
Other Purchased Services (400-500 series)	-	-	-	-	-
General Supplies	-	-	-	-	-
Textbooks	-	-	-	-	-
Other Objects	-	-	-	-	-
Total Autism	-	-	-	-	-
Preschool Disabilities - Part-Time:					
Salaries of Teachers	-	-	-	-	-
Other Salaries for Instruction	-	-	-	-	-
Purchased Professional-Educational Services	-	-	-	-	-
Purchased Technical Services	-	-	-	-	-
Other Purchased Services (400-500 series)	-	-	-	-	-
General Supplies	-	-	-	-	-
Textbooks	-	-	-	-	-
Other Objects	-	-	-	-	-
Total Preschool Disabilities - Part-Time	-	-	-	-	-
Preschool Disabilities - Full-Time:					
Salaries of Teachers	-	-	-	-	-
Other Salaries for Instruction	-	-	-	-	-
Purchased Professional-Educational Services	-	-	-	-	-
Purchased Technical Services	-	-	-	-	-
Other Purchased Services (400-500 series)	-	-	-	-	-
General Supplies	-	-	-	-	-
Textbooks	-	-	-	-	-
Other Objects	-	-	-	-	-
Total Preschool Disabilities - Full-Time:	-	-	-	-	-
Home Instruction:					
Salaries of Teachers	-	-	-	-	-
Other Salaries for Instruction	-	-	-	-	-
Purchased Professional-Educational Services	-	-	-	-	-
Purchased Technical Services	-	-	-	-	-
Other Purchased Services (400-500 series)	-	-	-	-	-
General Supplies	-	-	-	-	-
Textbooks	-	-	-	-	-
Other Objects	-	-	-	-	-
Total Home Instruction	-	-	-	-	-
Cognitive - Severe:					
Salaries of Teachers	-	-	-	-	-
Other Salaries for Instruction	-	-	-	-	-
Purchased Professional-Educational Services	-	-	-	-	-
Purchased Technical Services	-	-	-	-	-
Other Purchased Services (400-500 series)	-	-	-	-	-
General Supplies	-	-	-	-	-
Textbooks	-	-	-	-	-
Other Objects	-	-	-	-	-
Total Cognitive - Severe	-	-	-	-	-
TOTAL SPECIAL EDUCATION - INSTRUCTION	34,745	-	34,745	31,303	3,442

Continued

**PATERSON PUBLIC SCHOOLS
 BLENDED RESOURCE FUND 15
 SCHEDULE OF BLENDED EXPENDITURES-BUDGET AND ACTUAL
 FOR THE FISCAL YEAR ENDED JUNE 30, 2009**

<u>School: No. 40-Urban Leadership</u>	<u>Original Budget</u>	<u>Budget Transfers</u>	<u>Final Budget</u>	<u>Actual</u>	<u>Variance Final to Actual</u>
Basic Skills/Remedial - Instruction					
Salaries of Teachers	-	-	-	-	-
Other Salaries for Instruction	-	-	-	-	-
Purchased Professional-Educational Services	-	-	-	-	-
Purchased Technical Services	-	-	-	-	-
Other Purchased Services (400-500 series)	-	-	-	-	-
General Supplies	-	-	-	-	-
Textbooks	-	-	-	-	-
Other Objects	-	-	-	-	-
Total Basic Skills/Remedial - Instruction	-	-	-	-	-
Bilingual Education - Instruction					
Salaries of Teachers					-
Other Salaries for Instruction					-
Purchased Professional-Educational Services					-
Purchased Technical Services					-
Other Purchased Services (400-500 series)					-
General Supplies					-
Textbooks					-
Other Objects		-	-	-	-
Total Bilingual Education - Instruction	-	-	-	-	-
Vocational Programs - Local - Instruction					
Salaries of Teachers	-	-	-	-	-
Other Salaries for Instruction	-	-	-	-	-
Purchased Professional-Educational Services	-	-	-	-	-
Purchased Technical Services	-	-	-	-	-
Other Purchased Services (400-500 series)	-	-	-	-	-
General Supplies	-	-	-	-	-
Textbooks	-	-	-	-	-
Other Objects	-	-	-	-	-
Total Vocational Programs - Local - Instruction	-	-	-	-	-
School-Spon. Cocurricular Actvts. - Inst.					
Salaries	-	-	-	-	-
Purchased Services (300-500 series)	-	-	-	-	-
Supplies and Materials	-	-	-	-	-
Other Objects	-	-	-	-	-
Transfers to Cover Deficit (Agency Funds)	-	-	-	-	-
Total School-Spon. Cocurricular Actvts. - Inst.	-	-	-	-	-
School-Spon. Cocurricular Athletics - Inst.					
Salaries	-	-	-	-	-
Purchased Services (300-500 series)	-	-	-	-	-
Supplies and Materials	-	-	-	-	-
Other Objects	-	-	-	-	-
Transfers to Cover Deficit (Agency Funds)	-	-	-	-	-
Total School-Spon. Cocurricular Athletics - Inst.	-	-	-	-	-
Other Instructional Programs - Instruction					
Salaries	-	-	-	-	-
Purchased Services (300-500 series)	-	-	-	-	-
Supplies and Materials	-	-	-	-	-
Other Objects	-	-	-	-	-
Transfers to Cover Deficit (Agency Funds)	-	-	-	-	-
Total Other Instructional Programs - Instruction	-	-	-	-	-

**PATERSON PUBLIC SCHOOLS
 BLENDED RESOURCE FUND 15
 SCHEDULE OF BLENDED EXPENDITURES-BUDGET AND ACTUAL
 FOR THE FISCAL YEAR ENDED JUNE 30, 2009**

<u>School: No. 40-Urban Leadership</u>	<u>Original Budget</u>	<u>Budget Transfers</u>	<u>Final Budget</u>	<u>Actual</u>	<u>Variance Final to Actual</u>
Community Services Programs/Operations					
Salaries	-	-	-	-	-
Purchased Services (300-500 series)	-	-	-	-	-
Supplies and Materials	-	-	-	-	-
Other Objects	-	-	-	-	-
Transfers to Cover Deficit (Agency Funds)	-	-	-	-	-
Total Community Services/Operations	-	-	-	-	-
Total Instruction	\$ 1,178,522	\$ (109,595)	\$ 1,068,927	\$ 1,054,166	\$ 14,761
Undistributed Expenditures - Instruction:					
Tuition to Other LEAs Within the State - Regular	-	-	-	-	-
Tuition to Other LEAs Within the Stat - Special	-	-	-	-	-
Tuition to County Voc. School Dist. - Regular	-	-	-	-	-
Tuition to County Voc. School Dist. - Special	-	-	-	-	-
Tuition to CSSD & Regional Day Schools	-	-	-	-	-
Tuition to Private Schools for the Disabled - Within State	-	-	-	-	-
Tuition to Private Schools for the Disabled & Oth LEAS - Spl, O/S	-	-	-	-	-
Tuition - State Facilities	-	-	-	-	-
Tuition - Other	-	-	-	-	-
Total Undistributed Expenditures - Instruction:	-	-	-	-	-
Undistributed Expend. - Attend. & Social Work					
Salaries	8,700	-	8,700	8,018	682
Purchased Professional and Technical Services	-	-	-	-	-
Other Purchased Services (400-500 series)	-	-	-	-	-
Supplies and Materials	400	-	400	-	400
Other Objects	-	-	-	-	-
Total Undistributed Expend. - Attend. & Social Work	9,100	-	9,100	8,018	1,082
Undistributed Expenditures - Health Services					
Salaries	149,357	-	129,357	105,740	23,617
Purchased Professional and Technical Services	-	-	-	-	-
Other Purchased Services (400-500 series)	-	-	-	-	-
Supplies and Materials	750	-	750	416	334
Other Objects	-	-	-	-	-
Total Undistributed Expenditures - Health Services	150,107	(20,000)	130,107	106,156	23,951
Undist. Expend. - Other Supp. Serv. Students - Related Serv.					
Salaries	-	-	-	-	-
Purchased Professional - Educational Services	-	-	-	-	-
Supplies and Materials	-	-	-	-	-
Other Objects	-	-	-	-	-
Total Undist. Expend. - Other Supp. Serv. Students - Related Serv.	-	-	-	-	-
Undist. Expend. - Other Supp. Serv. Students - Extra Serv.					
Salaries	-	-	-	-	-
Purchased Professional - Educational Services	-	-	-	-	-
Supplies and Materials	-	-	-	-	-
Other Objects	-	-	-	-	-
Total Undist. Expend. - Other Supp. Serv. Students - Extra Serv.	-	-	-	-	-
Undist. Expend. - Other Supp. Serv. Students-Reg.					
Salaries	44,566	-	44,566	44,166	400
Salaries of Secretarial and Clerical Assistants	-	-	-	-	-
Other Salaries	-	-	-	-	-
Purchased Professional - Educational Services	-	-	-	-	-
Other Purchased Prof. and Tech. Services	-	-	-	-	-
Other Purchased Services (400-500 series)	-	-	-	-	-
Supplies and Materials	-	-	-	-	-
Other Objects	-	-	-	-	-
Total Undist. Expend. - Other Supp. Serv. Students-Reg.	44,566	-	44,566	44,166	400

Continued

**PATERSON PUBLIC SCHOOLS
 BLENDED RESOURCE FUND 15
 SCHEDULE OF BLENDED EXPENDITURES-BUDGET AND ACTUAL
 FOR THE FISCAL YEAR ENDED JUNE 30, 2009**

<u>School: No. 40-Urban Leadership</u>	Original Budget	Budget Transfers	Final Budget	Actual	Variance Final to Actual
Undist. Expend. - Other Supp. Serv. Students -Spl.					
Salaries of Other Professional Staff	-	-	-	-	-
Salaries of Secretarial and Clerical Assistants	-	-	-	-	-
Other Salaries	-	-	-	-	-
Purchased Professional - Educational Services	-	-	-	-	-
Other Purchased Prof. and Tech. Services	-	-	-	-	-
Residential Costs	-	-	-	-	-
Mis. Pur. Serv.(400-500 series O/than Residential)	-	-	-	-	-
Supplies and Materials	-	-	-	-	-
Other Objects	-	-	-	-	-
Total Undist. Expend. - Other Supp. Serv. Students -Spl.	-	-	-	-	-
Undist. Expend. - Improvement of Inst. Serv.					
Salaries of Supervisor of Instruction	-	-	-	-	-
Salaries of Other Professional Staff	\$ 95,847	-	\$ 95,847	\$ 95,847	-
Salaries of Secr and Clerical Assist.	-	-	-	-	-
Other Salaries	-	-	-	-	-
Purchased Prof- Educational Services	-	-	-	-	-
Other Purch Prof. and Tech. Services	-	-	-	-	-
Other Purch Services (400-500)	-	-	-	-	-
Supplies and Materials	-	-	-	-	-
Other Objects	-	-	-	-	-
Total Undist. Expend. - Improvement of Inst. Serv.	95,847	-	95,847	95,847	-
Undist. Expend. - Edu. Media Serv./Sch. Library					
Salaries	98,343	\$ (30,000)	68,343	41,607	\$ 26,736
Purchased Professional and Technical Services	-	-	-	-	-
Other Purchased Services (400-500 series)	-	-	-	-	-
Supplies and Materials	2,775	-	2,775	520	2,255
Other Objects	-	-	-	-	-
Total Undist. Expend. - Edu. Media Serv./Sch. Library	101,118	\$ (30,000)	71,118	42,127	28,991
Undist. Expend. - Instructional Staff Training Serv.					
Salaries of Supervisors of Instruction	-	-	-	-	-
Salaries of Other Professional Staff	-	-	-	-	-
Salaries of Secretarial and Clerical Assist	-	-	-	-	-
Other Salaries	-	-	-	-	-
Purchased Professional - Educational Serv	-	-	-	-	-
Other Purchased Prof. and Tech. Services	-	-	-	-	-
Other Purchased Services (400-500 series)	-	-	-	-	-
Supplies and Materials	-	-	-	-	-
Other Objects	-	-	-	-	-
Total Undist. Expend. - Instructional Staff Training Serv.	-	-	-	-	-
Undist. Expend. - Supp. Serv. - General Admin.					
Salaries	-	-	-	-	-
Legal Services	-	-	-	-	-
Other Purchased Professional Services	-	-	-	-	-
Purchased Technical Services	-	-	-	-	-
Communications/Telephone	-	-	-	-	-
Other Purchased Services (400-500 series)	-	-	-	-	-
Supplies and Materials	-	-	-	-	-
Judgements Against The School District	-	-	-	-	-
Miscellaneous Expenditures	-	-	-	-	-
Total Undist. Expend. - Supp. Serv. - General Admin.	-	-	-	-	-

**PATERSON PUBLIC SCHOOLS
BLENDED RESOURCE FUND 15
SCHEDULE OF BLENDED EXPENDITURES-BUDGET AND ACTUAL
FOR THE FISCAL YEAR ENDED JUNE 30, 2009**

<u>School: No. 40-Urban Leadership</u>	<u>Original Budget</u>	<u>Budget Transfers</u>	<u>Final Budget</u>	<u>Actual</u>	<u>Variance Final to Actual</u>
Undist. Expend. - Support Serv. - School Admin.					
Salaries of Principals/Assistant Principals	\$ 120,190		\$ 120,190	\$ 120,190	-
Salaries of Other Professional Staff					-
Salaries of Secretarial and Clerical Assistants	104,713		104,713	98,931	\$ 5,782
Other Salaries					-
Purchased Professional and Technical Services					-
Other Purchased Services (400-500 series)	1,500	\$ 250	1,750	20	1,730
Supplies and Materials	5,585		5,585	3,436	2,149
Other Objects	750		750	-	750
Total Undist. Expend. - Support Serv. - School Admin.	<u>232,738</u>	<u>250</u>	<u>232,988</u>	<u>222,577</u>	<u>10,411</u>
Undist. Expend. - Allowable Maintenance for School Facilities					
Salaries	-	-	-	-	-
Cleaning, Repair, and Maintenance Services	-	-	-	-	-
General Supplies	-	-	-	-	-
Other Objects	-	-	-	-	-
Total Undist. Expend. - Allowable Maintenance for School Facilities	<u>-</u>	<u>-</u>	<u>-</u>	<u>-</u>	<u>-</u>
Undist. Expend. - Oth. Oper. & Maint. of Plant					
Salaries	-	-	-	-	-
Purchased Professional and Technical Services	-	-	-	-	-
Cleaning, Repair and Maintenance Services	-	-	-	-	-
Rental of land & Building Other than Lease Purchases	-	-	-	-	-
Other Purchased Property Services	-	-	-	-	-
Insurance	-	-	-	-	-
Miscellaneous Purchased Services	-	-	-	-	-
General Supplies	-	-	-	-	-
Energy (Energy and Electricity)	-	-	-	-	-
Other Objects	-	-	-	-	-
Total Undist. Expend. - Other Oper. & Maint. Of Plant	<u>-</u>	<u>-</u>	<u>-</u>	<u>-</u>	<u>-</u>
Total Undist. Expend. - Oper. & Maint. Of Plant	<u>-</u>	<u>-</u>	<u>-</u>	<u>-</u>	<u>-</u>
Undist. Expend. - Student Transportation Serv.					
Sal. For Pup. Trans. (Bet. Home and School) - Regular	-	-	-	-	-
Sal. For Pup. Trans. (Bet. Home and School) - Special	-	-	-	-	-
Sal. For Pup. Trans. (Other than Bet. Home and School)	-	-	-	-	-
Management Fees - ESC & CTSA Transportation Programs	-	-	-	-	-
Other Purchased Professional and Technical Services	-	-	-	-	-
Cleaning, Repair and Maintenance Services	-	-	-	-	-
Rental Payments - School Buses	-	-	-	-	-
Lease Purchase Payments - School Buses	-	-	-	-	-
Contract Services - (Between Home and School) - Vendors	-	-	-	-	-
Contr Serv (Oth. than Bet Home & Sch)-Vend	-	900	900	-	900
Contract Services - (Between Home and Sch) - Joint Agrmts	-	-	-	-	-
Contr Serv (Spl. Ed. Students) - Vendors	-	-	-	-	-
Contr Serv (Spl. Ed. Students) - Joint Agrmt	-	-	-	-	-
Contr Serv (Regular Students) - ESCs & CTSA	-	-	-	-	-
Contr Serv (Spl. Ed. Students) - ESCs & CTSA	-	-	-	-	-
Contr Serv. - Aid in Lieu Payments	-	-	-	-	-
Misc. Purchased Serv. - Transportation	-	-	-	-	-
Supplies and Materials	-	-	-	-	-
Miscellaneous Expenditures	-	-	-	-	-
Total Undist. Expend. - Student Transportation Serv.	<u>-</u>	<u>900</u>	<u>900</u>	<u>-</u>	<u>900</u>

Continued

**PATERSON PUBLIC SCHOOLS
 BLENDED RESOURCE FUND 15
 SCHEDULE OF BLENDED EXPENDITURES-BUDGET AND ACTUAL
 FOR THE FISCAL YEAR ENDED JUNE 30, 2009**

<u>School: No. 40-Urban Leadership</u>	Original Budget	Budget Transfers	Final Budget	Actual	Variance Final to Actual
Undist. Expend. - Business and Other Support Serv.					
Increase in Sale/Lease-back Reserve	-				
Salaries	-	-	-	-	-
Purchased Professional Services	-	-	-	-	-
Purchased Technical Services	-	-	-	-	-
Other Purchased Services (400-500 series Oth Residential Costs)	-	-	-	-	-
Sale/Lease-back Payments	-	-	-	-	-
Supplies and Materials	-	-	-	-	-
Interest on Current Loan	-	-	-	-	-
Interest on Lease Purchase Agreements	-	-	-	-	-
Miscellaneous Expenditures	-	-	-	-	-
Total Undist. Expend. - Business and Other Support Serv.	-	-	-	-	-
UNALLOCATED BENEFITS					
Group Insurance	-	-	-	-	-
Social Security Contributions	\$ 23,781	13,100	\$ 36,881	\$ 19,552	\$ 17,329
T.P.A.F. Contributions - ERIP	-	-	-	-	-
Other Retirement Contributions - Regular	-	-	-	-	-
Other Retirement Contributions - ERIP	-	-	-	-	-
Unemployment Compensation	-	-	-	-	-
Workmen's Compensation	-	-	-	-	-
Health Benefits	315,381	-	315,381	257,311	58,070
Tuition Reimbursement	-	-	-	-	-
Other Employee Benefits	-	-	-	-	-
TOTAL UNALLOCATED BENEFITS	339,162	13,100	352,262	276,863	75,399
On-behalf TPAF pension Contributions (non-budgeted)	-	-	-	-	-
Reimbursed TPAF Social Security Contributions (non-budgeted)	-	-	-	-	-
TOTAL ON-BEHALF CONTRIBUTIONS	-	-	-	-	-
TOTAL PERSONAL SERVICES - EMPLOYEE BENEFITS	339,162	13,100	352,262	276,863	75,399
Undistributed Expenditures - Food Services					
Transfers to Cover Deficit (Enterprise Fund)	-	-	-	-	-
TOTAL UNDISTRIBUTED EXPENDITURES	972,638	(35,750)	936,888	795,754	141,134
TOTAL SCHOOL BASED BUDGET CURRENT EXPENSE	2,151,160	(145,345)	2,005,815	1,849,920	155,895
CAPITAL OUTLAY					
Equipment					
Regular Program - Instruction:					
Kindergarten	-	-	-	-	-
Grades 1-5	6,900	-	6,900	-	6,900
Grades 6-8	-	-	-	-	-
Grades 9-12	-	-	-	-	-
Home Instruction	-	-	-	-	-
Special Education - Instruction:					
Cognitive - Mild	-	-	-	-	-
Cognitive - Moderate	-	-	-	-	-
Learning and/or Language Disabilities	-	-	-	-	-
Visual Impairments	-	-	-	-	-
Auditory Impairments	-	-	-	-	-
Behavioral Disabilities	-	-	-	-	-
Multiple Disabilities	-	-	-	-	-
Resource Room/Resource Center	-	-	-	-	-
Autism	-	-	-	-	-
Preschool Disabilities - Part-Time	-	-	-	-	-
Preschool Disabilities - Full-Time	-	-	-	-	-
Home Instruction	-	-	-	-	-
Cognitive - Severe	-	-	-	-	-

Continued

**PATERSON PUBLIC SCHOOLS
 BLENDED RESOURCE FUND 15
 SCHEDULE OF BLENDED EXPENDITURES-BUDGET AND ACTUAL
 FOR THE FISCAL YEAR ENDED JUNE 30, 2009**

<u>School: No. 40-Urban Leadership</u>	Original Budget	Budget Transfers	Final Budget	Actual	Variance Final to Actual
Basic Skills/Remedial - Instruction	-	-	-	-	-
Bilingual Education - Instruction	-	-	-	-	-
Vocational Programs - Local - Instruction	-	-	-	-	-
School-Sponsored and Other Instructional Program	-	-	-	-	-
Undistributed Expenditures - Instruction	-	-	-	-	-
Undist.Expend.-Support Serv.-Students - Reg.	-	-	-	-	-
Undist.Expend.-Support Serv. - Related & Extraordinary	-	-	-	-	-
Undist.Expend.-Support Serv.-Students - Special	-	-	-	-	-
Undist.Expend.-Support Serv. - Inst. Staff	-	-	-	-	-
Undistributed Expenditures - General Admin.	-	-	-	-	-
Undistributed Expenditures - School Admin.	-	-	-	-	-
Undistributed Expenditures - Operation of Plant Services	-	-	-	-	-
Undistributed Expenditures - Student Trans. - Non Inst. Equip	-	-	-	-	-
School Buses - Regular	-	-	-	-	-
School Buses - Special	-	-	-	-	-
Undistributed Expenditures - Business/Other Support Serv.	-	-	-	-	-
Undistributed Expenditures - Non Inst. Serv.	-	-	-	-	-
Special Schools (All Programs)	-	-	-	-	-
Total Equipment	<u>6,900</u>	<u>-</u>	<u>6,900</u>	<u>-</u>	<u>6,900</u>
Facilities Acquisition and Construction Services					
Salaries	-	-	-	-	-
Legal Services	-	-	-	-	-
Other Purchased Prof. and Tech. Services	-	-	-	-	-
Construction Services	-	-	-	-	-
General Supplies	-	-	-	-	-
Land and Improvements	-	-	-	-	-
Lease Purchase Agreements - Principal	-	-	-	-	-
Buildings Other than Lease Purchase Agreement	-	-	-	-	-
Other Objects	-	-	-	-	-
Facilities Grant - Transfer to Special Revenue	-	-	-	-	-
Total Facilities Acquisition and Construction Services	<u>-</u>	<u>-</u>	<u>-</u>	<u>-</u>	<u>-</u>
Capital Reserve - Transfer to Capital Projects	-	-	-	-	-
Capital Reserve - Transfer to Debt Service	-	-	-	-	-
Assets Acquired Under Capital Leases (non-budgeted)					
Undistributed Expenditures:					
General Administration	-	-	-	-	-
School Administration	-	-	-	-	-
Assets Acquired Under Capital Leases (non-budgeted)	<u>-</u>	<u>-</u>	<u>-</u>	<u>-</u>	<u>-</u>
TOTAL CAPITAL OUTLAY	<u>6,900</u>	<u>-</u>	<u>6,900</u>	<u>-</u>	<u>6,900</u>
SPECIAL SCHOOLS					
Summer School - Instruction					
Salaries of Teachers	-	-	-	-	-
Other Salaries for Instruction	-	-	-	-	-
Purchased Professional and Technical Services	-	-	-	-	-
Other Purchased Services (400-500 series)	-	-	-	-	-
General Supplies	-	-	-	-	-
Textbooks	-	-	-	-	-
Other Objects	-	-	-	-	-
Total Summer School - Instruction	<u>-</u>	<u>-</u>	<u>-</u>	<u>-</u>	<u>-</u>

**PATERSON PUBLIC SCHOOLS
 BLENDED RESOURCE FUND 15
 SCHEDULE OF BLENDED EXPENDITURES-BUDGET AND ACTUAL
 FOR THE FISCAL YEAR ENDED JUNE 30, 2009**

<u>School: No. 40-Urban Leadership</u>	Original Budget	Budget Transfers	Final Budget	Actual	Variance Final to Actual
Summer School - Support Services					
Salaries	-	-	-	-	-
Personal Services - Employee Benefits	-	-	-	-	-
Purchased Professional and Technical Services	-	-	-	-	-
Other Purchased Services (400-500 series)	-	-	-	-	-
Supplies and Materials	-	-	-	-	-
Other Objects	-	-	-	-	-
Total Summer School - Support Services	-	-	-	-	-
Total Summer School	-	-	-	-	-
Other Special Schools - Instruction					
Salaries of Teachers	-	-	-	-	-
Other Salaries for Instruction	-	-	-	-	-
Purchased Professional and Technical Services	-	-	-	-	-
Other Purchased Services (400-500 series)	-	-	-	-	-
General Supplies	-	-	-	-	-
Textbooks	-	-	-	-	-
Other Objects	-	-	-	-	-
Total Other Special Schools - Instruction	-	-	-	-	-
Other Special Schools - Support Services					
Salaries	-	-	-	-	-
Personal Services - Employee Benefits	-	-	-	-	-
Purchased Professional and Technical Services	-	-	-	-	-
Other Purchased Services (400-500 series)	-	-	-	-	-
Supplies and Materials	-	-	-	-	-
Other Objects	-	-	-	-	-
Total Other Special Schools - Support Services	-	-	-	-	-
Total Other Special Schools	-	-	-	-	-
Accred. Even./Adult H.S./Post-Grad.-Inst.					
Salaries of Teachers	-	-	-	-	-
Other Salaries for Instruction	-	-	-	-	-
Purchased Professional and Technical Services	-	-	-	-	-
Other Purchased Services (400-500 series)	-	-	-	-	-
General Supplies	-	-	-	-	-
Textbooks	-	-	-	-	-
Other Objects	-	-	-	-	-
Total Accred. Even./Adult H.S./Post-Grad.-Inst.	-	-	-	-	-
Accred. Even./Adult H.S./Post-Grad.-Supp. Service					
Salaries	-	-	-	-	-
Personal Services - Employee Benefits	-	-	-	-	-
Purchased Professional and Technical Services	-	-	-	-	-
Other Purchased Services (400-500 series)	-	-	-	-	-
Supplies and Materials	-	-	-	-	-
Other Objects	-	-	-	-	-
Total Accred. Even./Adult H.S./Post-Grad.-Supp. Service	-	-	-	-	-
Total Accred. Even./Adult H.S./Post-Grad.	-	-	-	-	-
Adult Education-Local-Instruction					
Salaries of Teachers	-	-	-	-	-
Other Salaries for Instruction	-	-	-	-	-
Purchased Professional and Technical Services	-	-	-	-	-
Other Purchased Services (400-500 series)	-	-	-	-	-
General Supplies	-	-	-	-	-
Textbooks	-	-	-	-	-
Other Objects	-	-	-	-	-
Total Adult Education-Local-Instruction	-	-	-	-	-

PATERSON PUBLIC SCHOOLS
BLENDED RESOURCE FUND 15
SCHEDULE OF BLENDED EXPENDITURES-BUDGET AND ACTUAL
FOR THE FISCAL YEAR ENDED JUNE 30, 2009

<u>School: No. 40-Urban Leadership</u>	<u>Original Budget</u>	<u>Budget Transfers</u>	<u>Final Budget</u>	<u>Actual</u>	<u>Variance Final to Actual</u>
Adult Education-Local -Support Serv.					
Salaries	-	-	-	-	-
Personal Services - Employee Benefits	-	-	-	-	-
Purchased Professional and Technical Services	-	-	-	-	-
Other Purchased Services (400-500 series)	-	-	-	-	-
Supplies and Materials	-	-	-	-	-
Other Objects	-	-	-	-	-
Total Adult Education-Local -Support Serv.	<u>-</u>	<u>-</u>	<u>-</u>	<u>-</u>	<u>-</u>
Total Adult Education-Local	<u>-</u>	<u>-</u>	<u>-</u>	<u>-</u>	<u>-</u>
Vocational Evening-Local-Instruction					
Salaries of Teachers	-	-	-	-	-
Other Salaries for Instruction	-	-	-	-	-
Purchased Professional and Technical Services	-	-	-	-	-
Other Purchased Services (400-500 series)	-	-	-	-	-
General Supplies	-	-	-	-	-
Textbooks	-	-	-	-	-
Other Objects	-	-	-	-	-
Total Vocational Evening-Local-Instruction	<u>-</u>	<u>-</u>	<u>-</u>	<u>-</u>	<u>-</u>
Vocational Evening-Local-Support Serv.					
Salaries	-	-	-	-	-
Personal Services - Employee Benefits	-	-	-	-	-
Purchased Professional and Technical Services	-	-	-	-	-
Other Purchased Services (400-500 series)	-	-	-	-	-
Supplies and Materials	-	-	-	-	-
Other Objects	-	-	-	-	-
Total Vocational Evening-Local-Support Serv.	<u>-</u>	<u>-</u>	<u>-</u>	<u>-</u>	<u>-</u>
Total Vocational Evening-Local	<u>-</u>	<u>-</u>	<u>-</u>	<u>-</u>	<u>-</u>
Even.-Sch.-Foreign-Born-Local-Inst.					
Salaries of Teachers	-	-	-	-	-
Other Salaries for Instruction	-	-	-	-	-
Purchased Professional and Technical Services	-	-	-	-	-
Other Purchased Services (400-500 series)	-	-	-	-	-
General Supplies	-	-	-	-	-
Textbooks	-	-	-	-	-
Other Objects	-	-	-	-	-
Total Even.-Sch.-Foreign-Born-Local-Inst.	<u>-</u>	<u>-</u>	<u>-</u>	<u>-</u>	<u>-</u>
Even.-Sch.-Foreign-Born-Local-Sup. Serv.					
Salaries	-	-	-	-	-
Personal Services - Employee Benefits	-	-	-	-	-
Purchased Professional and Technical Services	-	-	-	-	-
Other Purchased Services (400-500 series)	-	-	-	-	-
Supplies and Materials	-	-	-	-	-
Other Objects	-	-	-	-	-
Total Even.-Sch.-Foreign-Born-Local-Sup. Serv.	<u>-</u>	<u>-</u>	<u>-</u>	<u>-</u>	<u>-</u>
Total Even.-Sch.-Foreign-Born-Local	<u>-</u>	<u>-</u>	<u>-</u>	<u>-</u>	<u>-</u>
TOTAL SPECIAL SCHOOLS	<u>-</u>	<u>-</u>	<u>-</u>	<u>-</u>	<u>-</u>
Transfer of Funds to Charter Schools	-	-	-	-	-
TOTAL SCHOOL BASED EXPENDITURES	<u>\$ 2,158,060</u>	<u>\$ (145,345)</u>	<u>\$ 2,012,715</u>	<u>\$ 1,849,920</u>	<u>\$ 162,795</u>

Continued

**PATERSON PUBLIC SCHOOLS
 BLENDED RESOURCE FUND 15
 SCHEDULE OF BLENDED EXPENDITURES-BUDGET AND ACTUAL
 FOR THE FISCAL YEAR ENDED JUNE 30, 2009**

<u>School: No. 40-Urban Leadership</u>	<u>Original Budget</u>	<u>Budget Transfers</u>	<u>Final Budget</u>	<u>Actual</u>	<u>Variance Final to Actual</u>
Other Financing Sources:					
Operating Transfer In	\$ 2,158,060	\$ (145,345)	\$ 2,012,715	\$ 1,849,920	\$ 162,795
Operating Transfer Out:					
Transfer to Food Service Fund - Board Contribution	-	-	-	-	-
Capital Leases (non-budgeted)	-	-	-	-	-
Total Other Financing Sources:	<u>2,158,060</u>	<u>(145,345)</u>	<u>2,012,715</u>	<u>1,849,920</u>	<u>162,795</u>
Excess (Deficiency) of Other Financing Sources Over (Under) Expenditures and Other Financing (Uses)	-	-	-	-	-
Fund Balance, July 1	-	-	-	-	-
Fund Balance, June 30	<u>\$ -</u>	<u>\$ -</u>	<u>\$ -</u>	<u>\$ -</u>	<u>\$ -</u>

**PATERSON PUBLIC SCHOOLS
BLENDED RESOURCE FUND 15
SCHEDULE OF BLENDED EXPENDITURES-BUDGET AND ACTUAL
FOR THE FISCAL YEAR ENDED JUNE 30, 2009**

<u>School: No. 50 Kennedy High</u>	<u>Original Budget</u>	<u>Budget Transfers</u>	<u>Final Budget</u>	<u>Actual</u>	<u>Variance Final to Actual</u>
REGULAR PROGRAMS - INSTRUCTION					
Regular Programs - Instruction					
Kindergarten - Salaries of Teachers		-	-	-	-
Grades 1-5 - Salaries of Teachers		-			-
Grades 6-8 - Salaries of Teachers		-			-
Grades 9-12 - Salaries of Teachers	\$ 12,776,486	\$ (402,391)	\$ 12,374,095	\$ 12,320,003	\$ 54,092
Regular Programs - Home Instruction:					
Salaries of Teachers		-			-
Other Salaries for Instruction		-			-
Purchased Professional -Educational Services		-			-
Purchased Technical Services		-			-
Other Purchased Services (400-500 series)		-			-
General Supplies		-			-
Textbooks		-			-
Other Objects		-			-
Regular Programs - Undistributed Instruction					
Other Salaries for Instruction	46,300	-	46,300	31,517	14,783
Purchased Professional-Educational Services	24,830	(2,500)	22,330	1,395	20,935
Purchased Technical Services	10,500	-	10,500	485	10,015
Other Purchased Services (400-500 series)	23,982	3,500	27,482	12,405	15,077
General Supplies	269,100	4,407	273,507	225,251	48,256
Textbooks	117,000	-	117,000	96,878	20,122
Other Objects	8,000	-	8,000	1,653	6,347
TOTAL REGULAR PROGRAMS - INSTRUCTION	13,276,198	(396,984)	12,879,214	12,689,587	189,627
SPECIAL EDUCATION - INSTRUCTION					
Cognitive - Mild:					
Salaries of Teachers	263,083	-	263,083	210,323	52,760
Other Salaries for Instruction	49,219	-	49,219	49,219	-
Purchased Professional-Educational Services		-			-
Purchased Technical Services		-			-
Other Purchased Services (400-500 series)		-			-
General Supplies	25,000	-	25,000	11,527	13,473
Textbooks		-			-
Other Objects		-			-
Total Cognitive - Mild	337,302	-	337,302	271,069	66,233
Cognitive - Moderate:					
Salaries of Teachers	-	-	-	-	-
Other Salaries for Instruction	-	-	-	-	-
Purchased Professional-Educational Services	-	-	-	-	-
Purchased Technical Services	-	-	-	-	-
Other Purchased Services (400-500 series)	-	-	-	-	-
General Supplies	-	-	-	-	-
Textbooks	-	-	-	-	-
Other Objects	-	-	-	-	-
Total Cognitive - Moderate	-	-	-	-	-
Learning and/or Language Disabilities:					
Salaries of Teachers	81,812	21,565	103,377	85,918	17,459
Other Salaries for Instruction	258,204	127	258,331	258,331	-
Purchased Professional-Educational Services		-			-
Purchased Technical Services		-			-
Other Purchased Services (400-500 series)		-			-
General Supplies	15,000	-	15,000	14,262	738
Textbooks	15,000	-	15,000	7,656	7,344
Other Objects		-			-
Total Learning and/or Language Disabilities	370,016	21,692	391,708	366,167	25,541

Continued

PATERSON PUBLIC SCHOOLS
BLENDED RESOURCE FUND 15
SCHEDULE OF BLENDED EXPENDITURES-BUDGET AND ACTUAL
FOR THE FISCAL YEAR ENDED JUNE 30, 2009

<u>School: No. 50 Kennedy High</u>	<u>Original Budget</u>	<u>Budget Transfers</u>	<u>Final Budget</u>	<u>Actual</u>	<u>Variance Final to Actual</u>
Visual Impairments:					
Salaries of Teachers	-	-	-	-	-
Other Salaries for Instruction	-	-	-	-	-
Purchased Professional-Educational Services	-	-	-	-	-
Purchased Technical Services	-	-	-	-	-
Other Purchased Services (400-500 series)	-	-	-	-	-
General Supplies	-	-	-	-	-
Textbooks	-	-	-	-	-
Other Objects	-	-	-	-	-
Total Visual Impairments	-	-	-	-	-
Auditory Impairments:					
Salaries of Teachers	-	-	-	-	-
Other Salaries for Instruction	-	-	-	-	-
Purchased Professional-Educational Services	-	-	-	-	-
Purchased Technical Services	-	-	-	-	-
Other Purchased Services (400-500 series)	-	-	-	-	-
General Supplies	-	-	-	-	-
Textbooks	-	-	-	-	-
Other Objects	-	-	-	-	-
Total Auditory Impairments	-	-	-	-	-
Behavioral Disabilities:					
Salaries of Teachers	\$ 55,708	-	\$ 55,708	\$ 47,059	\$ 8,649
Other Salaries for Instruction	44,438	-	44,438	42,174	2,264
Purchased Professional-Educational Services	-	-	-	-	-
Purchased Technical Services	-	-	-	-	-
Other Purchased Services (400-500 series)	-	-	-	-	-
General Supplies	15,000	-	15,000	14,525	475
Textbooks	20,000	-	20,000	17,553	2,447
Other Objects	-	-	-	-	-
Total Behavioral Disabilities	135,146	-	135,146	121,311	13,835
Multiple Disabilities:					
Salaries of Teachers	-	-	-	-	-
Other Salaries for Instruction	-	-	-	-	-
Purchased Professional-Educational Services	-	-	-	-	-
Purchased Technical Services	-	-	-	-	-
Other Purchased Services (400-500 series)	-	-	-	-	-
General Supplies	-	-	-	-	-
Textbooks	-	-	-	-	-
Other Objects	-	-	-	-	-
Total Multiple Disabilities	-	-	-	-	-
Resource Room/Resource Center:					
Salaries of Teachers	1,190,888	-	1,190,888	1,167,750	23,138
Other Salaries for Instruction	350,919	\$ (30,000.0)	320,919	295,895	25,024
Purchased Professional-Educational Services	-	-	-	-	-
Purchased Technical Services	-	-	-	-	-
Other Purchased Services (400-500 series)	-	-	-	-	-
General Supplies	10,000	-	10,000	7,408	2,592
Textbooks	1,850	-	1,850	1,685	165
Other Objects	-	-	-	-	-
Total Resource Room/Resource Center	1,553,657	(30,000)	1,523,657	1,472,738	50,919

Continued

PATERSON PUBLIC SCHOOLS
BLENDED RESOURCE FUND 15
SCHEDULE OF BLENDED EXPENDITURES-BUDGET AND ACTUAL
FOR THE FISCAL YEAR ENDED JUNE 30, 2009

<u>School: No. 50 Kennedy High</u>	Original Budget	Budget Transfers	Final Budget	Actual	Variance Final to Actual
Autism:					
Salaries of Teachers	-	-	-	-	-
Other Salaries for Instruction	-	-	-	-	-
Purchased Professional-Educational Services	-	-	-	-	-
Purchased Technical Services	-	-	-	-	-
Other Purchased Services (400-500 series)	-	-	-	-	-
General Supplies	-	-	-	-	-
Textbooks	-	-	-	-	-
Other Objects	-	-	-	-	-
Total Autism	-	-	-	-	-
Preschool Disabilities - Part-Time:					
Salaries of Teachers	-	-	-	-	-
Other Salaries for Instruction	-	-	-	-	-
Purchased Professional-Educational Services	-	-	-	-	-
Purchased Technical Services	-	-	-	-	-
Other Purchased Services (400-500 series)	-	-	-	-	-
General Supplies	-	-	-	-	-
Textbooks	-	-	-	-	-
Other Objects	-	-	-	-	-
Total Preschool Disabilities - Part-Time	-	-	-	-	-
Preschool Disabilities - Full-Time:					
Salaries of Teachers	-	-	-	-	-
Other Salaries for Instruction	-	-	-	-	-
Purchased Professional-Educational Services	-	-	-	-	-
Purchased Technical Services	-	-	-	-	-
Other Purchased Services (400-500 series)	-	-	-	-	-
General Supplies	-	-	-	-	-
Textbooks	-	-	-	-	-
Other Objects	-	-	-	-	-
Total Preschool Disabilities - Full-Time:	-	-	-	-	-
Home Instruction:					
Salaries of Teachers	-	-	-	-	-
Other Salaries for Instruction	-	-	-	-	-
Purchased Professional-Educational Services	-	-	-	-	-
Purchased Technical Services	-	-	-	-	-
Other Purchased Services (400-500 series)	-	-	-	-	-
General Supplies	-	-	-	-	-
Textbooks	-	-	-	-	-
Other Objects	-	-	-	-	-
Total Home Instruction	-	-	-	-	-
Cognitive - Severe:					
Salaries of Teachers	-	-	-	-	-
Other Salaries for Instruction	-	-	-	-	-
Purchased Professional-Educational Services	-	-	-	-	-
Purchased Technical Services	-	-	-	-	-
Other Purchased Services (400-500 series)	-	-	-	-	-
General Supplies	-	-	-	-	-
Textbooks	-	-	-	-	-
Other Objects	-	-	-	-	-
Total Cognitive - Severe	-	-	-	-	-
TOTAL SPECIAL EDUCATION - INSTRUCTION	\$ 2,396,121	\$ (8,308)	\$ 2,387,813	\$ 2,231,285	\$ 156,528

Continued

**PATERSON PUBLIC SCHOOLS
 BLENDED RESOURCE FUND 15
 SCHEDULE OF BLENDED EXPENDITURES-BUDGET AND ACTUAL
 FOR THE FISCAL YEAR ENDED JUNE 30, 2009**

<u>School: No. 50 Kennedy High</u>	Original Budget	Budget Transfers	Final Budget	Actual	Variance Final to Actual
Basic Skills/Remedial - Instruction					
Salaries of Teachers	-	-	-	-	-
Other Salaries for Instruction	-	-	-	-	-
Purchased Professional-Educational Services	-	-	-	-	-
Purchased Technical Services	-	-	-	-	-
Other Purchased Services (400-500 series)	-	-	-	-	-
General Supplies	-	-	-	-	-
Textbooks	-	-	-	-	-
Other Objects	-	-	-	-	-
Total Basic Skills/Remedial - Instruction	-	-	-	-	-
Bilingual Education - Instruction					
Salaries of Teachers	\$ 1,564,767	-	\$ 1,564,767	\$ 1,454,608	\$ 110,159
Other Salaries for Instruction	188,720	\$ (11,574)	177,146	167,178	9,968
Purchased Professional-Educational Services	-	-	-	-	-
Purchased Technical Services	-	-	-	-	-
Other Purchased Services (400-500 series)	-	-	-	-	-
General Supplies	10,000	-	10,000	6,100	3,900
Textbooks	15,000	-	15,000	13,569	1,431
Other Objects	-	-	-	-	-
Total Bilingual Education - Instruction	1,778,487	(11,574)	1,766,913	1,641,455	125,458
Vocational Programs - Local - Instruction					
Salaries of Teachers	-	-	-	-	-
Other Salaries for Instruction	-	-	-	-	-
Purchased Professional-Educational Services	-	-	-	-	-
Purchased Technical Services	-	-	-	-	-
Other Purchased Services (400-500 series)	-	-	-	-	-
General Supplies	-	-	-	-	-
Textbooks	-	-	-	-	-
Other Objects	-	-	-	-	-
Total Vocational Programs - Local - Instruction	-	-	-	-	-
School-Spon. Cocurricular Actvts. - Inst.					
Salaries	15,500	-	15,500	12,291	3,209
Purchased Services (300-500 series)	-	-	-	-	-
Supplies and Materials	-	-	-	-	-
Other Objects	-	-	-	-	-
Transfers to Cover Deficit (Agency Funds)	-	-	-	-	-
Total School-Spon. Cocurricular Actvts. - Inst.	15,500	-	15,500	12,291	3,209
School-Spon. Cocurricular Athletics - Inst.					
Salaries	606,813	8,403	615,216	610,661	4,555
Purchased Services (300-500 series)	90,000	(1,600)	88,400	69,189	19,211
Supplies and Materials	135,000	(8,519)	126,481	102,856	23,625
Other Objects	43,000	1,600	44,600	44,407	193
Transfers to Cover Deficit (Agency Funds)	-	-	-	-	-
Total School-Spon. Cocurricular Athletics - Inst.	874,813	(116)	874,697	827,113	47,584
Other Instructional Programs - Instruction					
Salaries	-	-	-	-	-
Purchased Services (300-500 series)	-	-	-	-	-
Supplies and Materials	-	-	-	-	-
Other Objects	-	-	-	-	-
Transfers to Cover Deficit (Agency Funds)	-	-	-	-	-
Total Other Instructional Programs - Instruction	-	-	-	-	-

PATERSON PUBLIC SCHOOLS
BLENDED RESOURCE FUND 15
SCHEDULE OF BLENDED EXPENDITURES-BUDGET AND ACTUAL
FOR THE FISCAL YEAR ENDED JUNE 30, 2009

<u>School: No. 50 Kennedy High</u>	Original Budget	Budget Transfers	Final Budget	Actual	Variance Final to Actual
Community Services Programs/Operations					
Salaries	-	-	-	-	-
Purchased Services (300-500 series)	-	-	-	-	-
Supplies and Materials	-	-	-	-	-
Other Objects	-	-	-	-	-
Transfers to Cover Deficit (Agency Funds)	-	-	-	-	-
Total Community Services/Operations	-	-	-	-	-
Total Instruction	\$ 18,341,119	\$ (416,982)	\$ 17,924,137	\$ 17,401,731	\$ 522,406
Undistributed Expenditures - Instruction:					
Tuition to Other LEAs Within the State - Regular	-	-	-	-	-
Tuition to Other LEAs Within the Stat - Special	-	-	-	-	-
Tuition to County Voc. School Dist. - Regular	-	-	-	-	-
Tuition to County Voc. School Dist. - Special	-	-	-	-	-
Tuition to CSSD & Regional Day Schools	-	-	-	-	-
Tuition to Private Schools for the Disabled - Within State	-	-	-	-	-
Tuition to Private Schools for the Disabled & Oth LEAS - Spl, O/S	-	-	-	-	-
Tuition - State Facilities	-	-	-	-	-
Tuition - Other	-	-	-	-	-
Total Undistributed Expenditures - Instruction:	-	-	-	-	-
Undistributed Expend. - Attend. & Social Work					
Salaries	340,642	(2,100)	338,542	321,921	16,621
Purchased Professional and Technical Services	-	-	-	-	-
Other Purchased Services (400-500 series)	-	2,500	2,500	1,834	666
Supplies and Materials	7,850	(1,400)	6,450	3,027	3,423
Other Objects	-	-	-	-	-
Total Undistributed Expend. - Attend. & Social Work	348,492	(1,000)	347,492	326,782	20,710
Undistributed Expenditures - Health Services					
Salaries	324,033	-	324,033	310,233	13,800
Purchased Professional and Technical Services	-	-	-	-	-
Other Purchased Services (400-500 series)	-	-	-	-	-
Supplies and Materials	4,000	-	4,000	1,629	2,371
Other Objects	-	-	-	-	-
Total Undistributed Expenditures - Health Services	328,033	-	328,033	311,862	16,171
Undist. Expend. - Other Supp. Serv. Students - Related Serv.					
Salaries	-	-	-	-	-
Purchased Professional - Educational Services	-	-	-	-	-
Supplies and Materials	-	-	-	-	-
Other Objects	-	-	-	-	-
Total Undist. Expend. - Other Supp. Serv. Students - Related Serv.	-	-	-	-	-
Undist. Expend. - Other Supp. Serv. Students - Extra Serv.					
Salaries	-	-	-	-	-
Purchased Professional - Educational Services	-	-	-	-	-
Supplies and Materials	-	-	-	-	-
Other Objects	-	-	-	-	-
Total Undist. Expend. - Other Supp. Serv. Students - Extra Serv.	-	-	-	-	-
Undist. Expend. - Other Supp. Serv. Students-Reg.					
Salaries	1,029,127	(74,234)	954,893	932,903	21,990
Salaries of Secretarial and Clerical Assistants	142,578	-	142,578	133,244	9,334
Other Salaries	-	-	-	-	-
Purchased Professional - Educational Services	-	-	-	-	-
Other Purchased Prof. and Tech. Services	-	-	-	-	-
Other Purchased Services (400-500 series)	-	-	-	-	-
Supplies and Materials	12,100	-	12,100	6,996	5,104
Other Objects	-	-	-	-	-
Total Undist. Expend. - Other Supp. Serv. Students-Reg.	1,183,805	(74,234)	1,109,571	1,073,143	36,428

Continued

**PATERSON PUBLIC SCHOOLS
 BLENDED RESOURCE FUND 15
 SCHEDULE OF BLENDED EXPENDITURES-BUDGET AND ACTUAL
 FOR THE FISCAL YEAR ENDED JUNE 30, 2009**

<u>School: No. 50 Kennedy High</u>	Original Budget	Budget Transfers	Final Budget	Actual	Variance Final to Actual
Undist. Expend. - Other Supp. Serv. Students -Spl.					
Salaries of Other Professional Staff	-	-	-	-	-
Salaries of Secretarial and Clerical Assistants	-	-	-	-	-
Other Salaries	-	-	-	-	-
Purchased Professional - Educational Services	-	-	-	-	-
Other Purchased Prof. and Tech. Services	-	-	-	-	-
Residential Costs	-	-	-	-	-
Mis. Pur. Serv.(400-500 series O/than Residential)	-	-	-	-	-
Supplies and Materials	-	-	-	-	-
Other Objects	-	-	-	-	-
Total Undist. Expend. - Other Supp. Serv. Students -Spl.	-	-	-	-	-
Undist. Expend. - Improvement of Inst. Serv.					
Salaries of Supervisor of Instruction	-	-	-	-	-
Salaries of Other Professional Staff	\$ 133,422	\$ (25,000)	\$ 108,422	\$ 73,900	\$ 34,522
Salaries of Secr and Clerical Assist.	-	-	-	-	-
Other Salaries	-	-	-	-	-
Purchased Prof- Educational Services	-	-	-	-	-
Other Purch Prof. and Tech. Services	-	-	-	-	-
Other Purch Services (400-500)	-	-	-	-	-
Supplies and Materials	-	-	-	-	-
Other Objects	-	-	-	-	-
Total Undist. Expend. - Improvement of Inst. Serv.	133,422	(25,000)	108,422	73,900	34,522
Undist. Expend. - Edu. Media Serv./Sch. Library					
Salaries	397,516	-	397,516	379,968	17,548
Purchased Professional and Technical Services	7,850	-	7,850	7,495	355
Other Purchased Services (400-500 series)	7,500	-	7,500	-	7,500
Supplies and Materials	34,520	-	34,520	15,585	18,935
Other Objects	-	-	-	-	-
Total Undist. Expend. - Edu. Media Serv./Sch. Library	447,386	-	447,386	403,048	44,338
Undist. Expend. - Instructional Staff Training Serv.					
Salaries of Supervisors of Instruction	-	-	-	-	-
Salaries of Other Professional Staff	-	-	-	-	-
Salaries of Secretarial and Clerical Assist	-	-	-	-	-
Other Salaries	-	-	-	-	-
Purchased Professional - Educational Serv	3,200	-	3,200	-	3,200
Other Purchased Prof. and Tech. Services	-	-	-	-	-
Other Purchased Services (400-500 series)	-	1,000	1,000	300	700
Supplies and Materials	-	-	-	-	-
Other Objects	-	-	-	-	-
Total Undist. Expend. - Instructional Staff Training Serv.	3,200	1,000	4,200	300	3,900
Undist. Expend. - Supp. Serv. - General Admin.					
Salaries	-	-	-	-	-
Legal Services	-	-	-	-	-
Other Purchased Professional Services	-	-	-	-	-
Purchased Technical Services	-	-	-	-	-
Communications/Telephone	-	-	-	-	-
Other Purchased Services (400-500 series)	-	-	-	-	-
Supplies and Materials	-	-	-	-	-
Judgements Against The School District	-	-	-	-	-
Miscellaneous Expenditures	-	-	-	-	-
Total Undist. Expend. - Supp. Serv. - General Admin.	-	-	-	-	-

**PATERSON PUBLIC SCHOOLS
 BLENDED RESOURCE FUND 15
 SCHEDULE OF BLENDED EXPENDITURES-BUDGET AND ACTUAL
 FOR THE FISCAL YEAR ENDED JUNE 30, 2009**

<u>School: No. 50 Kennedy High</u>	<u>Original Budget</u>	<u>Budget Transfers</u>	<u>Final Budget</u>	<u>Actual</u>	<u>Variance Final to Actual</u>
Undist. Expend. - Support Serv. - School Admin.					
Salaries of Principals/Assistant Principals	\$ 1,398,985	\$ (85,227)	\$ 1,313,758	\$ 1,306,408	\$ 7,350
Salaries of Other Professional Staff		-			-
Salaries of Secretarial and Clerical Assistants	287,108	(1,100)	286,008	282,365	3,643
Other Salaries		-			-
Purchased Professional and Technical Services	1,000	-	1,000	684	316
Other Purchased Services (400-500 series)	4,500	-	4,500	384	4,116
Supplies and Materials	20,000	-	20,000	16,876	3,124
Other Objects	2,500	-	2,500	1,360	1,140
Total Undist. Expend. - Support Serv. - School Admin.	1,714,093	(86,327)	1,627,766	1,608,077	19,689
Undist. Expend. - Allowable Maintenance for School Facilities					
Salaries	-	-	-	-	-
Cleaning, Repair, and Maintenance Services	-	-	-	-	-
General Supplies	-	-	-	-	-
Other Objects	-	-	-	-	-
Total Undist. Expend. - Allowable Maintenance for School Facilities	-	-	-	-	-
Undist. Expend. - Oth. Oper. & Maint. of Plant					
Salaries	172,670	-	172,670	163,761	8,909
Purchased Professional and Technical Services		-			-
Cleaning, Repair and Maintenance Services		-			-
Rental of land & Building Other than Lease Purchases		-			-
Other Purchased Property Services		-			-
Insurance		-			-
Miscellaneous Purchased Services		-			-
General Supplies	10,000	-	10,000	9,994	6
Energy (Energy and Electricity)	-	-	-	-	-
Other Objects	-	-	-	-	-
Total Undist. Expend. - Other Oper. & Maint. Of Plant	182,670	-	182,670	173,755	8,915
Total Undist. Expend. - Oper. & Maint. Of Plant	182,670	-	182,670	173,755	8,915
Undist. Expend. - Student Transportation Serv.					
Sal. For Pup. Trans. (Bet. Home and School) - Regular	-	-	-	-	-
Sal. For Pup. Trans. (Bet. Home and School) - Special	-	-	-	-	-
Sal. For Pup. Trans. (Other than Bet. Home and School)	-	-	-	-	-
Management Fees - ESC & CTSA Transportation Programs	-	-	-	-	-
Other Purchased Professional and Technical Services	-	-	-	-	-
Cleaning, Repair and Maintenance Services	-	-	-	-	-
Rental Payments - School Buses	-	-	-	-	-
Lease Purchase Payments - School Buses	-	-	-	-	-
Contract Services - (Between Home and School) - Vendors	-	-	-	-	-
Contr Serv (Oth. than Bet Home & Sch)-Vend	100,000	10,000	110,000	96,630	13,370
Contract Services - (Between Home and Sch) - Joint Agrmts	-	-	-	-	-
Contr Serv (Spl. Ed. Students) - Vendors	-	-	-	-	-
Contr Serv (Spl. Ed. Students) - Joint Agrmt	-	-	-	-	-
Contr Serv (Regular Students) - ESCs & CTSA	-	-	-	-	-
Contr Serv (Spl. Ed. Students) - ESCs & CTSA	-	-	-	-	-
Contr Serv. - Aid in Lieu Payments	-	-	-	-	-
Misc. Purchased Serv. - Transportation	-	-	-	-	-
Supplies and Materials	-	-	-	-	-
Miscellaneous Expenditures	-	-	-	-	-
Total Undist. Expend. - Student Transportation Serv.	100,000	10,000	110,000	96,630	13,370

**PATERSON PUBLIC SCHOOLS
BLENDED RESOURCE FUND 15
SCHEDULE OF BLENDED EXPENDITURES-BUDGET AND ACTUAL
FOR THE FISCAL YEAR ENDED JUNE 30, 2009**

<u>School: No. 50 Kennedy High</u>	Original Budget	Budget Transfers	Final Budget	Actual	Variance Final to Actual
Undist. Expend. - Business and Other Support Serv.					
Increase in Sale/Lease-back Reserve	-	-	-	-	-
Salaries	-	-	-	-	-
Purchased Professional Services	-	-	-	-	-
Purchased Technical Services	-	-	-	-	-
Other Purchased Services (400-500 series Oth Residential Costs)	-	-	-	-	-
Sale/Lease-back Payments	-	-	-	-	-
Supplies and Materials	-	-	-	-	-
Interest on Current Loan	-	-	-	-	-
Interest on Lease Purchase Agreements	-	-	-	-	-
Miscellaneous Expenditures	-	-	-	-	-
Total Undist. Expend. - Business and Other Support Serv.	-	-	-	-	-
UNALLOCATED BENEFITS					
Group Insurance	-	-	-	-	-
Social Security Contributions	\$ 198,494	\$ 103,017	\$ 301,511	\$ 236,241	\$ 65,270
T.P.A.F. Contributions - ERIP	-	-	-	-	-
Other Retirement Contributions - Regular	-	-	-	-	-
Other Retirement Contributions - ERIP	-	-	-	-	-
Unemployment Compensation	-	-	-	-	-
Workmen's Compensation	-	-	-	-	-
Health Benefits	3,889,123	(125,000)	3,764,123	3,624,159	139,964
Tuition Reimbursement	-	-	-	-	-
Other Employee Benefits	-	1,400	1,400	1,339	61
TOTAL UNALLOCATED BENEFITS	4,087,617	(20,583)	4,067,034	3,861,739	205,295
On-behalf TPAF pension Contributions (non-budgeted)	-	-	-	-	-
Reimbursed TPAF Social Security Contributions (non-budgeted)	-	-	-	-	-
TOTAL ON-BEHALF CONTRIBUTIONS	-	-	-	-	-
TOTAL PERSONAL SERVICES - EMPLOYEE BENEFITS	4,087,617	(20,583)	4,067,034	3,861,739	205,295
Undistributed Expenditures - Food Services					
Transfers to Cover Deficit (Enterprise Fund)	-	-	-	-	-
TOTAL UNDISTRIBUTED EXPENDITURES	8,528,718	(196,144)	8,332,574	7,929,236	403,338
TOTAL SCHOOL BASED BUDGET CURRENT EXPENSE	26,869,837	(613,126)	26,256,711	25,330,967	925,744
CAPITAL OUTLAY					
Equipment					
Regular Program - Instruction:					
Kindergarten	-	-	-	-	-
Grades 1-5	-	-	-	-	-
Grades 6-8	-	-	-	-	-
Grades 9-12	-	-	-	-	-
Home Instruction	-	-	-	-	-
Special Education - Instruction:					
Cognitive - Mild	-	-	-	-	-
Cognitive - Moderate	-	-	-	-	-
Learning and/or Language Disabilities	-	-	-	-	-
Visual Impairments	-	-	-	-	-
Auditory Impairments	-	-	-	-	-
Behavioral Disabilities	-	-	-	-	-
Multiple Disabilities	-	-	-	-	-
Resource Room/Resource Center	-	-	-	-	-
Autism	-	-	-	-	-
Preschool Disabilities - Part-Time	-	-	-	-	-
Preschool Disabilities - Full-Time	-	-	-	-	-
Home Instruction	-	-	-	-	-
Cognitive - Severe	-	-	-	-	-

Continued

**PATERSON PUBLIC SCHOOLS
 BLENDED RESOURCE FUND 15
 SCHEDULE OF BLENDED EXPENDITURES-BUDGET AND ACTUAL
 FOR THE FISCAL YEAR ENDED JUNE 30, 2009**

<u>School: No. 50 Kennedy High</u>	Original Budget	Budget Transfers	Final Budget	Actual	Variance Final to Actual
Basic Skills/Remedial - Instruction	-	-	-	-	-
Bilingual Education - Instruction	-	-	-	-	-
Vocational Programs - Local - Instruction	-	-	-	-	-
School-Sponsored and Other Instructional Program	-	-	-	-	-
Undistributed Expenditures - Instruction	-	-	-	-	-
Undist.Expend.-Support Serv.-Students - Reg.	-	-	-	-	-
Undist.Expend.-Support Serv. - Related & Extraordinary	-	-	-	-	-
Undist.Expend.-Support Serv.-Students - Special	-	-	-	-	-
Undist.Expend.-Support Serv. - Inst. Staff	-	-	-	-	-
Undistributed Expenditures - General Admin.	-	-	-	-	-
Undistributed Expenditures - School Admin.	-	-	-	-	-
Undistributed Expenditures - Operation of Plant Services	-	-	-	-	-
Undistributed Expenditures - Student Trans. - Non Inst. Equip	-	-	-	-	-
School Buses - Regular	-	-	-	-	-
School Buses - Special	-	-	-	-	-
Undistributed Expenditures - Business/Other Support Serv.	-	-	-	-	-
Undistributed Expenditures - Non Inst. Serv.	-	-	-	-	-
Special Schools (All Programs)	-	-	-	-	-
Total Equipment	-	-	-	-	-
Facilities Acquisition and Construction Services					
Salaries	-	-	-	-	-
Legal Services	-	-	-	-	-
Other Purchased Prof. and Tech. Services	-	-	-	-	-
Construction Services	-	-	-	-	-
General Supplies	-	-	-	-	-
Land and Improvements	-	-	-	-	-
Lease Purchase Agreements - Principal	-	-	-	-	-
Buildings Other than Lease Purchase Agreement	-	-	-	-	-
Other Objects	-	-	-	-	-
Facilities Grant - Transfer to Special Revenue	-	-	-	-	-
Total Facilities Acquisition and Construction Services	-	-	-	-	-
Capital Reserve - Transfer to Capital Projects	-	-	-	-	-
Capital Reserve - Transfer to Debt Service	-	-	-	-	-
Assets Acquired Under Capital Leases (non-budgeted)					
Undistributed Expenditures:					
General Administration	-	-	-	-	-
School Administration	-	-	-	-	-
Assets Acquired Under Capital Leases (non-budgeted)	-	-	-	-	-
TOTAL CAPITAL OUTLAY	-	-	-	-	-
SPECIAL SCHOOLS					
Summer School - Instruction					
Salaries of Teachers	-	-	-	-	-
Other Salaries for Instruction	-	-	-	-	-
Purchased Professional and Technical Services	-	-	-	-	-
Other Purchased Services (400-500 series)	-	-	-	-	-
General Supplies	-	-	-	-	-
Textbooks	-	-	-	-	-
Other Objects	-	-	-	-	-
Total Summer School - Instruction	-	-	-	-	-
Summer School - Support Services					
Salaries	-	-	-	-	-
Personal Services - Employee Benefits	-	-	-	-	-
Purchased Professional and Technical Services	-	-	-	-	-
Other Purchased Services (400-500 series)	-	-	-	-	-
Supplies and Materials	-	-	-	-	-
Other Objects	-	-	-	-	-

Continued

**PATERSON PUBLIC SCHOOLS
 BLENDED RESOURCE FUND 15
 SCHEDULE OF BLENDED EXPENDITURES-BUDGET AND ACTUAL
 FOR THE FISCAL YEAR ENDED JUNE 30, 2009**

<u>School: No. 50 Kennedy High</u>	Original Budget	Budget Transfers	Final Budget	Actual	Variance Final to Actual
Total Summer School - Support Services	-	-	-	-	-
Total Summer School	-	-	-	-	-
Other Special Schools - Instruction					
Salaries of Teachers	-	-	-	-	-
Other Salaries for Instruction	-	-	-	-	-
Purchased Professional and Technical Services	-	-	-	-	-
Other Purchased Services (400-500 series)	-	-	-	-	-
General Supplies	-	-	-	-	-
Textbooks	-	-	-	-	-
Other Objects	-	-	-	-	-
Total Other Special Schools - Instruction	-	-	-	-	-
Other Special Schools - Support Services					
Salaries	-	-	-	-	-
Personal Services - Employee Benefits	-	-	-	-	-
Purchased Professional and Technical Services	-	-	-	-	-
Other Purchased Services (400-500 series)	-	-	-	-	-
Supplies and Materials	-	-	-	-	-
Other Objects	-	-	-	-	-
Total Other Special Schools - Support Services	-	-	-	-	-
Total Other Special Schools	-	-	-	-	-
Accred. Even./Adult H.S./Post-Grad.-Inst.					
Salaries of Teachers	-	-	-	-	-
Other Salaries for Instruction	-	-	-	-	-
Purchased Professional and Technical Services	-	-	-	-	-
Other Purchased Services (400-500 series)	-	-	-	-	-
General Supplies	-	-	-	-	-
Textbooks	-	-	-	-	-
Other Objects	-	-	-	-	-
Total Accred. Even./Adult H.S./Post-Grad.-Inst.	-	-	-	-	-
Accred. Even./Adult H.S./Post-Grad.-Supp. Service					
Salaries	-	-	-	-	-
Personal Services - Employee Benefits	-	-	-	-	-
Purchased Professional and Technical Services	-	-	-	-	-
Other Purchased Services (400-500 series)	-	-	-	-	-
Supplies and Materials	-	-	-	-	-
Other Objects	-	-	-	-	-
Total Accred. Even./Adult H.S./Post-Grad.-Supp. Service	-	-	-	-	-
Total Accred. Even./Adult H.S./Post-Grad.	-	-	-	-	-
Adult Education-Local-Instruction					
Salaries of Teachers	-	-	-	-	-
Other Salaries for Instruction	-	-	-	-	-
Purchased Professional and Technical Services	-	-	-	-	-
Other Purchased Services (400-500 series)	-	-	-	-	-
General Supplies	-	-	-	-	-
Textbooks	-	-	-	-	-
Other Objects	-	-	-	-	-
Total Adult Education-Local-Instruction	-	-	-	-	-
Adult Education-Local -Support Serv.					
Salaries	-	-	-	-	-
Personal Services - Employee Benefits	-	-	-	-	-
Purchased Professional and Technical Services	-	-	-	-	-
Other Purchased Services (400-500 series)	-	-	-	-	-
Supplies and Materials	-	-	-	-	-
Other Objects	-	-	-	-	-
Total Adult Education-Local -Support Serv.	-	-	-	-	-
Total Adult Education-Local	-	-	-	-	-

**PATERSON PUBLIC SCHOOLS
 BLENDED RESOURCE FUND 15
 SCHEDULE OF BLENDED EXPENDITURES-BUDGET AND ACTUAL
 FOR THE FISCAL YEAR ENDED JUNE 30, 2009**

<u>School: No. 50 Kennedy High</u>	Original Budget	Budget Transfers	Final Budget	Actual	Variance Final to Actual
Vocational Evening-Local-Instruction					
Salaries of Teachers	-	-	-	-	-
Other Salaries for Instruction	-	-	-	-	-
Purchased Professional and Technical Services	-	-	-	-	-
Other Purchased Services (400-500 series)	-	-	-	-	-
General Supplies	-	-	-	-	-
Textbooks	-	-	-	-	-
Other Objects	-	-	-	-	-
Total Vocational Evening-Local-Instruction	-	-	-	-	-
Vocational Evening-Local-Support Serv.					
Salaries	-	-	-	-	-
Personal Services - Employee Benefits	-	-	-	-	-
Purchased Professional and Technical Services	-	-	-	-	-
Other Purchased Services (400-500 series)	-	-	-	-	-
Supplies and Materials	-	-	-	-	-
Other Objects	-	-	-	-	-
Total Vocational Evening-Local-Support Serv.	-	-	-	-	-
Total Vocational Evening-Local	-	-	-	-	-
Even.-Sch.-Foreign-Born-Local-Inst.					
Salaries of Teachers	-	-	-	-	-
Other Salaries for Instruction	-	-	-	-	-
Purchased Professional and Technical Services	-	-	-	-	-
Other Purchased Services (400-500 series)	-	-	-	-	-
General Supplies	-	-	-	-	-
Textbooks	-	-	-	-	-
Other Objects	-	-	-	-	-
Total Even.-Sch.-Foreign-Born-Local-Inst.	-	-	-	-	-
Even.-Sch.-Foreign-Born-Local-Sup. Serv.					
Salaries	-	-	-	-	-
Personal Services - Employee Benefits	-	-	-	-	-
Purchased Professional and Technical Services	-	-	-	-	-
Other Purchased Services (400-500 series)	-	-	-	-	-
Supplies and Materials	-	-	-	-	-
Other Objects	-	-	-	-	-
Total Even.-Sch.-Foreign-Born-Local-Sup. Serv.	-	-	-	-	-
Total Even.-Sch.-Foreign-Born-Local	-	-	-	-	-
TOTAL SPECIAL SCHOOLS	-	-	-	-	-
Transfer of Funds to Charter Schools	-	-	-	-	-
TOTAL SCHOOL BASED EXPENDITURES	\$ 26,869,837	\$ (613,126)	\$ 26,256,711	\$ 25,330,967	\$ 925,744
Other Financing Sources:					
Operating Transfer In	26,869,837	(613,126)	26,256,711	25,330,967	925,744
Operating Transfer Out:					
Transfer to Food Service Fund - Board Contribution	-	-	-	-	-
Capital Leases (non-budgeted)	-	-	-	-	-
Total Other Financing Sources:	26,869,837	(613,126)	26,256,711	25,330,967	925,744
Excess (Deficiency) of Other Financing Sources Over (Under) Expenditures and Other Financing (Uses)	-	-	-	0	0
Fund Balance, July 1	-	-	-	-	-
Fund Balance, June 30	\$ -	\$ -	\$ -	\$ 0	\$ 0

**PATERSON PUBLIC SCHOOLS
BLENDED RESOURCE FUND 15
SCHEDULE OF BLENDED EXPENDITURES-BUDGET AND ACTUAL
FOR THE FISCAL YEAR ENDED JUNE 30, 2009**

<u>School: No. 51 Eastside High</u>	<u>Original Budget</u>	<u>Budget Transfers</u>	<u>Final Budget</u>	<u>Actual</u>	<u>Variance Final to Actual</u>
REGULAR PROGRAMS - INSTRUCTION					
Regular Programs - Instruction					
Kindergarten - Salaries of Teachers	-	-	-	-	-
Grades 1-5 - Salaries of Teachers	-	-	-	-	-
Grades 6-8 - Salaries of Teachers	-	-	-	-	-
Grades 9-12 - Salaries of Teachers	\$ 10,212,854	\$ (550,095)	\$ 9,662,759	\$ 9,662,759	-
Regular Programs - Home Instruction:					
Salaries of Teachers	-	-	-	-	-
Other Salaries for Instruction	-	-	-	-	-
Purchased Professional -Educational Services	-	-	-	-	-
Purchased Technical Services	-	-	-	-	-
Other Purchased Services (400-500 series)	-	-	-	-	-
General Supplies	-	-	-	-	-
Textbooks	-	-	-	-	-
Other Objects	-	-	-	-	-
Regular Programs - Undistributed Instruction					
Other Salaries for Instruction	199,655	(43,569)	156,086	152,370	\$ 3,716
Purchased Professional-Educational Services	-	-	-	-	-
Purchased Technical Services	9,500	-	9,500	9,026	474
Other Purchased Services (400-500 series)	29,350	-	29,350	7,695	21,655
General Supplies	367,412	(7,549)	359,863	345,366	14,497
Textbooks	122,669	2,336	125,005	109,832	15,173
Other Objects	6,800	2,700	9,500	8,000	1,500
TOTAL REGULAR PROGRAMS - INSTRUCTION	10,948,240	(596,177)	10,352,063	10,295,048	57,015
SPECIAL EDUCATION - INSTRUCTION					
Cognitive - Mild:					
Salaries of Teachers	101,031	-	101,031	101,031	-
Other Salaries for Instruction	116,635	-	116,635	115,710	925
Purchased Professional-Educational Services	-	-	-	-	-
Purchased Technical Services	-	-	-	-	-
Other Purchased Services (400-500 series)	-	-	-	-	-
General Supplies	1,724	-	1,724	1,680	44
Textbooks	4,074	-	4,074	4,074	-
Other Objects	-	-	-	-	-
Total Cognitive - Mild	223,464	-	223,464	222,495	969
Cognitive - Moderate:					
Salaries of Teachers	-	-	-	-	-
Other Salaries for Instruction	175,874	-	175,874	174,007	1,867
Purchased Professional-Educational Services	-	-	-	-	-
Purchased Technical Services	-	-	-	-	-
Other Purchased Services (400-500 series)	-	-	-	-	-
General Supplies	-	-	-	-	-
Textbooks	-	-	-	-	-
Other Objects	-	-	-	-	-
Total Cognitive - Moderate	175,874	-	175,874	174,007	1,867
Learning and/or Language Disabilities:					
Salaries of Teachers	58,828	-	58,828	58,328	500
Other Salaries for Instruction	110,186	(1,835)	108,351	97,918	10,433
Purchased Professional-Educational Services	-	-	-	-	-
Purchased Technical Services	-	-	-	-	-
Other Purchased Services (400-500 series)	-	-	-	-	-
General Supplies	-	-	-	-	-
Textbooks	5,000	-	5,000	4,784	216
Other Objects	-	-	-	-	-
Total Learning and/or Language Disabilities	174,014	(1,835)	172,179	161,030	11,149

Continued

**PATERSON PUBLIC SCHOOLS
 BLENDED RESOURCE FUND 15
 SCHEDULE OF BLENDED EXPENDITURES-BUDGET AND ACTUAL
 FOR THE FISCAL YEAR ENDED JUNE 30, 2009**

<u>School: No. 51 Eastside High</u>	<u>Original Budget</u>	<u>Budget Transfers</u>	<u>Final Budget</u>	<u>Actual</u>	<u>Variance Final to Actual</u>
Visual Impairments:					
Salaries of Teachers	-	-	-	-	-
Other Salaries for Instruction	-	-	-	-	-
Purchased Professional-Educational Services	-	-	-	-	-
Purchased Technical Services	-	-	-	-	-
Other Purchased Services (400-500 series)	-	-	-	-	-
General Supplies	-	-	-	-	-
Textbooks	-	-	-	-	-
Other Objects	-	-	-	-	-
Total Visual Impairments	-	-	-	-	-
Auditory Impairments:					
Salaries of Teachers	-	-	-	-	-
Other Salaries for Instruction	-	-	-	-	-
Purchased Professional-Educational Services	-	-	-	-	-
Purchased Technical Services	-	-	-	-	-
Other Purchased Services (400-500 series)	-	-	-	-	-
General Supplies	-	-	-	-	-
Textbooks	-	-	-	-	-
Other Objects	-	-	-	-	-
Total Auditory Impairments	-	-	-	-	-
Behavioral Disabilities:					
Salaries of Teachers	\$ 119,890	-	\$ 119,890	\$ 115,690	\$ 4,200
Other Salaries for Instruction	91,181	-	91,181	89,863	1,318
Purchased Professional-Educational Services	-	-	-	-	-
Purchased Technical Services	-	-	-	-	-
Other Purchased Services (400-500 series)	-	-	-	-	-
General Supplies	-	-	-	-	-
Textbooks	5,000	-	5,000	4,999	1
Other Objects	-	-	-	-	-
Total Behavioral Disabilities	216,071	-	216,071	210,552	5,519
Multiple Disabilities:					
Salaries of Teachers	-	-	-	-	-
Other Salaries for Instruction	-	-	-	-	-
Purchased Professional-Educational Services	-	-	-	-	-
Purchased Technical Services	-	-	-	-	-
Other Purchased Services (400-500 series)	-	-	-	-	-
General Supplies	-	-	-	-	-
Textbooks	-	-	-	-	-
Other Objects	-	-	-	-	-
Total Multiple Disabilities	-	-	-	-	-
Resource Room/Resource Center:					
Salaries of Teachers	1,762,743	-	1,762,743	1,651,603	111,140
Other Salaries for Instruction	697,322	\$ 106,932	804,254	697,055	107,199
Purchased Professional-Educational Services	3,000	-	3,000	-	3,000
Purchased Technical Services	-	-	-	-	-
Other Purchased Services (400-500 series)	-	-	-	-	-
General Supplies	23,135	-	23,135	4,148	18,987
Textbooks	62,140	-	62,140	60,717	1,423
Other Objects	-	-	-	-	-
Total Resource Room/Resource Center	2,548,340	106,932	2,655,272	2,413,523	241,749

Continued

**PATERSON PUBLIC SCHOOLS
 BLENDED RESOURCE FUND 15
 SCHEDULE OF BLENDED EXPENDITURES-BUDGET AND ACTUAL
 FOR THE FISCAL YEAR ENDED JUNE 30, 2009**

<u>School: No. 51 Eastside High</u>	<u>Original Budget</u>	<u>Budget Transfers</u>	<u>Final Budget</u>	<u>Actual</u>	<u>Variance Final to Actual</u>
Autism:					
Salaries of Teachers	-	-	-	-	-
Other Salaries for Instruction	-	-	-	-	-
Purchased Professional-Educational Services	-	-	-	-	-
Purchased Technical Services	-	-	-	-	-
Other Purchased Services (400-500 series)	-	-	-	-	-
General Supplies	-	-	-	-	-
Textbooks	-	-	-	-	-
Other Objects	-	-	-	-	-
Total Autism	-	-	-	-	-
Preschool Disabilities - Part-Time:					
Salaries of Teachers	-	-	-	-	-
Other Salaries for Instruction	-	-	-	-	-
Purchased Professional-Educational Services	-	-	-	-	-
Purchased Technical Services	-	-	-	-	-
Other Purchased Services (400-500 series)	-	-	-	-	-
General Supplies	-	-	-	-	-
Textbooks	-	-	-	-	-
Other Objects	-	-	-	-	-
Total Preschool Disabilities - Part-Time	-	-	-	-	-
Preschool Disabilities - Full-Time:					
Salaries of Teachers	-	-	-	-	-
Other Salaries for Instruction	-	-	-	-	-
Purchased Professional-Educational Services	-	-	-	-	-
Purchased Technical Services	-	-	-	-	-
Other Purchased Services (400-500 series)	-	-	-	-	-
General Supplies	-	-	-	-	-
Textbooks	-	-	-	-	-
Other Objects	-	-	-	-	-
Total Preschool Disabilities - Full-Time:	-	-	-	-	-
Home Instruction:					
Salaries of Teachers	-	-	-	-	-
Other Salaries for Instruction	-	-	-	-	-
Purchased Professional-Educational Services	-	-	-	-	-
Purchased Technical Services	-	-	-	-	-
Other Purchased Services (400-500 series)	-	-	-	-	-
General Supplies	-	-	-	-	-
Textbooks	-	-	-	-	-
Other Objects	-	-	-	-	-
Total Home Instruction	-	-	-	-	-
Cognitive - Severe:					
Salaries of Teachers	-	-	-	-	-
Other Salaries for Instruction	-	-	-	-	-
Purchased Professional-Educational Services	-	-	-	-	-
Purchased Technical Services	-	-	-	-	-
Other Purchased Services (400-500 series)	-	-	-	-	-
General Supplies	-	-	-	-	-
Textbooks	-	-	-	-	-
Other Objects	-	-	-	-	-
Total Cognitive - Severe	-	-	-	-	-
TOTAL SPECIAL EDUCATION - INSTRUCTION	\$ 3,337,763	\$ 105,097	\$ 3,442,860	\$ 3,181,607	\$ 261,253

**PATERSON PUBLIC SCHOOLS
 BLENDED RESOURCE FUND 15
 SCHEDULE OF BLENDED EXPENDITURES-BUDGET AND ACTUAL
 FOR THE FISCAL YEAR ENDED JUNE 30, 2009**

<u>School: No. 51 Eastside High</u>	Original Budget	Budget Transfers	Final Budget	Actual	Variance Final to Actual
Basic Skills/Remedial - Instruction					
Salaries of Teachers	-	-	-	-	-
Other Salaries for Instruction	-	-	-	-	-
Purchased Professional-Educational Services	-	-	-	-	-
Purchased Technical Services	-	-	-	-	-
Other Purchased Services (400-500 series)	-	-	-	-	-
General Supplies	-	-	-	-	-
Textbooks	-	-	-	-	-
Other Objects	-	-	-	-	-
Total Basic Skills/Remedial - Instruction	-	-	-	-	-
Bilingual Education - Instruction					
Salaries of Teachers	\$ 1,652,763	-	\$ 1,652,763	\$ 1,601,354	\$ 51,409
Other Salaries for Instruction	79,966	-	79,966	75,590	4,376
Purchased Professional-Educational Services	-	-	-	-	-
Purchased Technical Services	-	-	-	-	-
Other Purchased Services (400-500 series)	-	-	-	-	-
General Supplies	21,430	-	21,430	21,208	222
Textbooks	15,943	-	15,943	12,764	3,179
Other Objects	-	-	-	-	-
Total Bilingual Education - Instruction	1,770,102	-	1,770,102	1,710,916	59,186
Vocational Programs - Local - Instruction					
Salaries of Teachers	-	-	-	-	-
Other Salaries for Instruction	-	-	-	-	-
Purchased Professional-Educational Services	-	-	-	-	-
Purchased Technical Services	-	-	-	-	-
Other Purchased Services (400-500 series)	-	-	-	-	-
General Supplies	-	-	-	-	-
Textbooks	-	-	-	-	-
Other Objects	-	-	-	-	-
Total Vocational Programs - Local - Instruction	-	-	-	-	-
School-Spon. Cocurricular Actvts. - Inst.					
Salaries	63,734	-	63,734	54,558	9,176
Purchased Services (300-500 series)	-	-	-	-	-
Supplies and Materials	-	-	-	-	-
Other Objects	-	-	-	-	-
Transfers to Cover Deficit (Agency Funds)	-	-	-	-	-
Total School-Spon. Cocurricular Actvts. - Inst.	63,734	-	63,734	54,558	9,176
School-Spon. Cocurricular Athletics - Inst.					
Salaries	523,505	\$ (4,798)	518,707	505,229	13,478
Purchased Services (300-500 series)	25,000	73,000	98,000	58,880	39,120
Supplies and Materials	80,000	119	80,119	68,636	11,483
Other Objects	93,000	(72,788)	20,212	19,868	344
Transfers to Cover Deficit (Agency Funds)	-	-	-	-	-
Total School-Spon. Cocurricular Athletics - Inst.	721,505	(4,467)	717,038	652,613	64,425
Other Instructional Programs - Instruction					
Salaries	-	-	-	-	-
Purchased Services (300-500 series)	-	-	-	-	-
Supplies and Materials	-	-	-	-	-
Other Objects	-	-	-	-	-
Transfers to Cover Deficit (Agency Funds)	-	-	-	-	-
Total Other Instructional Programs - Instruction	-	-	-	-	-

Continued

**PATERSON PUBLIC SCHOOLS
BLENDED RESOURCE FUND 15
SCHEDULE OF BLENDED EXPENDITURES-BUDGET AND ACTUAL
FOR THE FISCAL YEAR ENDED JUNE 30, 2009**

<u>School: No. 51 Eastside High</u>	Original Budget	Budget Transfers	Final Budget	Actual	Variance Final to Actual
Community Services Programs/Operations					
Salaries	-	-	-	-	-
Purchased Services (300-500 series)	-	-	-	-	-
Supplies and Materials	-	-	-	-	-
Other Objects	-	-	-	-	-
Transfers to Cover Deficit (Agency Funds)	-	-	-	-	-
Total Community Services/Operations	-	-	-	-	-
Total Instruction	\$ 16,841,344	\$ (495,547)	\$ 16,345,797	\$ 15,894,742	\$ 451,055
Undistributed Expenditures - Instruction:					
Tuition to Other LEAs Within the State - Regular	-	-	-	-	-
Tuition to Other LEAs Within the Stat - Special	-	-	-	-	-
Tuition to County Voc. School Dist. - Regular	-	-	-	-	-
Tuition to County Voc. School Dist. - Special	-	-	-	-	-
Tuition to CSSD & Regional Day Schools	-	-	-	-	-
Tuition to Private Schools for the Disabled - Within State	-	-	-	-	-
Tuition to Private Schools for the Disabled & Oth LEAS - Spl, O/S	-	-	-	-	-
Tuition - State Facilities	-	-	-	-	-
Tuition - Other	-	-	-	-	-
Total Undistributed Expenditures - Instruction:	-	-	-	-	-
Undistributed Expend. - Attend. & Social Work					
Salaries	413,948	(6,750)	407,198	384,639	22,559
Purchased Professional and Technical Services	-	-	-	-	-
Other Purchased Services (400-500 series)	-	6,750	6,750	1,227	5,523
Supplies and Materials	2,400	(1,050)	1,350	244	1,106
Other Objects	500	-	500	-	500
Total Undistributed Expend. - Attend. & Social Work	416,848	(1,050)	415,798	386,110	29,688
Undistributed Expenditures - Health Services					
Salaries	277,185	-	277,185	265,369	11,816
Purchased Professional and Technical Services	-	-	-	-	-
Other Purchased Services (400-500 series)	-	-	-	-	-
Supplies and Materials	1,500	-	1,500	1,390	110
Other Objects	-	-	-	-	-
Total Undistributed Expenditures - Health Services	278,685	-	278,685	266,759	11,926
Undist. Expend. - Other Supp. Serv. Students - Related Serv.					
Salaries	-	-	-	-	-
Purchased Professional - Educational Services	-	-	-	-	-
Supplies and Materials	-	-	-	-	-
Other Objects	-	-	-	-	-
Total Undist. Expend. - Other Supp. Serv. Students - Related Serv.	-	-	-	-	-
Undist. Expend. - Other Supp. Serv. Students - Extra Serv.					
Salaries	-	-	-	-	-
Purchased Professional - Educational Services	-	-	-	-	-
Supplies and Materials	-	-	-	-	-
Other Objects	-	-	-	-	-
Total Undist. Expend. - Other Supp. Serv. Students - Extra Serv.	-	-	-	-	-
Undist. Expend. - Other Supp. Serv. Students-Reg.					
Salaries	1,176,771	15,989	1,192,760	1,191,306	1,454
Salaries of Secretarial and Clerical Assistants	130,869	(30,993)	99,876	99,876	-
Other Salaries	-	-	-	-	-
Purchased Professional - Educational Services	1,500	-	1,500	-	1,500
Other Purchased Prof. and Tech. Services	-	-	-	-	-
Other Purchased Services (400-500 series)	-	-	-	-	-
Supplies and Materials	30,412	-	30,412	18,173	12,239
Other Objects	6,000	-	6,000	-	6,000
Total Undist. Expend. - Other Supp. Serv. Students-Reg.	1,345,552	(15,004)	1,330,548	1,309,355	21,193

Continued

PATERSON PUBLIC SCHOOLS
BLENDED RESOURCE FUND 15
SCHEDULE OF BLENDED EXPENDITURES-BUDGET AND ACTUAL
FOR THE FISCAL YEAR ENDED JUNE 30, 2009

<u>School: No. 51 Eastside High</u>	Original Budget	Budget Transfers	Final Budget	Actual	Variance Final to Actual
Undist. Expend. - Other Supp. Serv. Students -Spl.					
Salaries of Other Professional Staff	-	-	-	-	-
Salaries of Secretarial and Clerical Assistants	-	-	-	-	-
Other Salaries	-	-	-	-	-
Purchased Professional - Educational Services	-	-	-	-	-
Other Purchased Prof. and Tech. Services	-	-	-	-	-
Residential Costs	-	-	-	-	-
Mis. Pur. Serv.(400-500 series O/than Residential)	-	-	-	-	-
Supplies and Materials	-	-	-	-	-
Other Objects	-	-	-	-	-
Total Undist. Expend. - Other Supp. Serv. Students -Spl.	-	-	-	-	-
Undist. Expend. - Improvement of Inst. Serv.					
Salaries of Supervisor of Instruction	-	-	-	-	-
Salaries of Other Professional Staff	\$ 98,343	-	\$ 98,343	\$ 95,270	\$ 3,073
Salaries of Secr and Clerical Assist.	-	-	-	-	-
Other Salaries	-	-	-	-	-
Purchased Prof- Educational Services	1,500	-	1,500	-	1,500
Other Purch Prof. and Tech. Services	-	-	-	-	-
Other Purch Services (400-500)	-	-	-	-	-
Supplies and Materials	1,000	-	1,000	-	1,000
Other Objects	-	-	-	-	-
Total Undist. Expend. - Improvement of Inst. Serv.	100,843	-	100,843	95,270	5,573
Undist. Expend. - Edu. Media Serv./Sch. Library					
Salaries	193,436	-	193,436	181,841	11,595
Purchased Professional and Technical Services	16,750	\$ (8,974)	7,776	2,370	5,406
Other Purchased Services (400-500 series)	-	-	-	-	-
Supplies and Materials	32,052	-	32,052	31,885	167
Other Objects	750	-	750	440	310
Total Undist. Expend. - Edu. Media Serv./Sch. Library	242,988	(8,974)	234,014	216,536	17,478
Undist. Expend. - Instructional Staff Training Serv.					
Salaries of Supervisors of Instruction	-	-	-	-	-
Salaries of Other Professional Staff	-	-	-	-	-
Salaries of Secretarial and Clerical Assist	-	-	-	-	-
Other Salaries	-	-	-	-	-
Purchased Professional - Educational Service	-	-	-	-	-
Other Purchased Prof. and Tech. Services	-	-	-	-	-
Other Purchased Services (400-500 series)	-	4,464	4,464	-	4,464
Supplies and Materials	-	-	-	-	-
Other Objects	-	-	-	-	-
Total Undist. Expend. - Instructional Staff Training Serv.	-	4,464	4,464	-	4,464
Undist. Expend. - Supp. Serv. - General Admin.					
Salaries	-	-	-	-	-
Legal Services	-	-	-	-	-
Other Purchased Professional Services	-	-	-	-	-
Purchased Technical Services	-	-	-	-	-
Communications/Telephone	-	-	-	-	-
Other Purchased Services (400-500 series)	-	-	-	-	-
Supplies and Materials	-	-	-	-	-
Judgements Against The School District	-	-	-	-	-
Miscellaneous Expenditures	-	-	-	-	-
Total Undist. Expend. - Supp. Serv. - General Admin.	-	-	-	-	-

Continued

**PATERSON PUBLIC SCHOOLS
BLENDED RESOURCE FUND 15
SCHEDULE OF BLENDED EXPENDITURES-BUDGET AND ACTUAL
FOR THE FISCAL YEAR ENDED JUNE 30, 2009**

<u>School: No. 51 Eastside High</u>	<u>Original Budget</u>	<u>Budget Transfers</u>	<u>Final Budget</u>	<u>Actual</u>	<u>Variance Final to Actual</u>
Undist. Expend. - Support Serv. - School Admin.					
Salaries of Principals/Assistant Principals	\$ 1,232,089	\$ (39)	\$ 1,232,050	\$ 1,228,699	\$ 3,351
Salaries of Other Professional Staff		-			-
Salaries of Secretarial and Clerical Assistants	205,199	-	205,199	194,206	10,993
Other Salaries		-			-
Purchased Professional and Technical Services	650	-	650		650
Other Purchased Services (400-500 series)		3,500	3,500	925	2,575
Supplies and Materials	35,500	8,536	44,036	31,902	12,134
Other Objects	34,550	(16,500)	18,050	2,628	15,422
Total Undist. Expend. - Support Serv. - School Admin.	1,507,988	(4,503)	1,503,485	1,458,360	45,125
Undist. Expend. -Allowable Maintenance for School Facilities					
Salaries	-	-	-	-	-
Cleaning, Repair, and Maintenance Services	-	-	-	-	-
General Supplies	-	-	-	-	-
Other Objects	-	-	-	-	-
Total Undist. Expend. -Allowable Maintenance for School Facilities	-	-	-	-	-
Undist. Expend. - Oth. Oper. & Maint. of Plant					
Salaries	180,986	-	180,986	177,102	3,884
Purchased Professional and Technical Services		-			-
Cleaning, Repair and Maintenance Services		-			-
Rental of land & Building Other than Lease Purchases		-			-
Other Purchased Property Services		-			-
Insurance		-			-
Miscellaneous Purchased Services		-			-
General Supplies	38,687	8,974	47,661	37,413	10,248
Energy (Energy and Electricity)	-	-	-	-	-
Other Objects	-	-	-	-	-
Total Undist. Expend. - Other Oper. & Maint. Of Plant	219,673	8,974	228,647	214,515	14,132
Total Undist. Expend. - Oper. & Maint. Of Plant	219,673	8,974	228,647	214,515	14,132
Undist. Expend. - Student Transportation Serv.					
Sal. For Pup.Trans. (Bet. Home and School) - Regular	-	-	-	-	-
Sal. For Pup.Trans. (Bet. Home and School) - Special	-	-	-	-	-
Sal. For Pup. Trans. (Other than Bet. Home and School)	-	-	-	-	-
Management Fees - ESC & CTSA Transportation Programs	-	-	-	-	-
Other Purchased Professional and Technical Services	-	-	-	-	-
Cleaning, Repair and Maintenance Services	-	-	-	-	-
Rental Payments - School Buses	-	-	-	-	-
Lease Purchase Payments - School Buses	-	-	-	-	-
Contract Services - (Between Home and School) - Vendors	-	-	-	-	-
Contr Serv (Oth. than Bet Home & Sch)-Vend	135,330	6,591	141,921	111,780	30,141
Contract Services - (Between Home and Sch) - Joint Agrmts	-	-	-	-	-
Contr Serv (Spl. Ed. Students) - Vendors	-	-	-	-	-
Contr Serv (Spl. Ed. Students) - Joint Agrmt	-	-	-	-	-
Contr Serv (Regular Students) - ESCs & CTSA	-	-	-	-	-
Contr Serv (Spl. Ed. Students) - ESCs & CTSA	-	-	-	-	-
Contr Serv. - Aid in Lieu Payments	-	-	-	-	-
Misc. Purchased Serv. - Transportation	-	-	-	-	-
Supplies and Materials	-	-	-	-	-
Miscellaneous Expenditures	-	-	-	-	-
Total Undist. Expend. - Student Transportation Serv.	135,330	6,591	141,921	111,780	30,141

Continued

**PATERSON PUBLIC SCHOOLS
BLENDED RESOURCE FUND 15
SCHEDULE OF BLENDED EXPENDITURES-BUDGET AND ACTUAL
FOR THE FISCAL YEAR ENDED JUNE 30, 2009**

<u>School: No. 51 Eastside High</u>	<u>Original Budget</u>	<u>Budget Transfers</u>	<u>Final Budget</u>	<u>Actual</u>	<u>Variance Final to Actual</u>
Undist. Expend. - Business and Other Support Serv.					
Increase in Sale/Lease-back Reserve	-	-	-	-	-
Salaries	-	-	-	-	-
Purchased Professional Services	-	-	-	-	-
Purchased Technical Services	-	-	-	-	-
Other Purchased Services (400-500 series Oth Residential Costs)	-	-	-	-	-
Sale/Lease-back Payments	-	-	-	-	-
Supplies and Materials	-	-	-	-	-
Interest on Current Loan	-	-	-	-	-
Interest on Lease Purchase Agreements	-	-	-	-	-
Miscellaneous Expenditures	-	-	-	-	-
Total Undist. Expend. - Business and Other Support Serv.	-	-	-	-	-
UNALLOCATED BENEFITS					
Group Insurance	-	-	-	-	-
Social Security Contributions	\$ 215,454	\$ 105,113	\$ 320,567	\$ 263,775	\$ 56,792
T.P.A.F. Contributions - ERIP	-	-	-	-	-
Other Retirement Contributions - Regular	-	-	-	-	-
Other Retirement Contributions - ERIP	-	-	-	-	-
Unemployment Compensation	-	-	-	-	-
Workmen's Compensation	-	-	-	-	-
Health Benefits	3,655,744	(368,658)	3,287,086	3,276,466	10,620
Tuition Reimbursement	-	-	-	-	-
Other Employee Benefits	-	1,050	1,050	870	180
TOTAL UNALLOCATED BENEFITS	3,871,198	(262,495)	3,608,703	3,541,111	67,592
On-behalf TPAF pension Contributions (non-budgeted)	-	-	-	-	-
Reimbursed TPAF Social Security Contributions (non-budgeted)	-	-	-	-	-
TOTAL ON-BEHALF CONTRIBUTIONS	-	-	-	-	-
TOTAL PERSONAL SERVICES - EMPLOYEE BENEFITS	3,871,198	(262,495)	3,608,703	3,541,111	67,592
Undistributed Expenditures - Food Services					
Transfers to Cover Deficit (Enterprise Fund)	-	-	-	-	-
TOTAL UNDISTRIBUTED EXPENDITURES	8,119,105	(271,997)	7,847,108	7,599,796	247,312
TOTAL SCHOOL BASED BUDGET CURRENT EXPENSE	24,960,449	(767,544)	24,192,905	23,494,538	698,367
CAPITAL OUTLAY					
Equipment					
Regular Program - Instruction:					
Kindergarten	-	-	-	-	-
Grades 1-5	-	-	-	-	-
Grades 6-8	-	-	-	-	-
Grades 9-12	3,000	4,850	7,850	2,550	5,300
Home Instruction	-	-	-	-	-
Special Education - Instruction:					
Cognitive - Mild	-	-	-	-	-
Cognitive - Moderate	-	-	-	-	-
Learning and/or Language Disabilities	-	-	-	-	-
Visual Impairments	-	-	-	-	-
Auditory Impairments	-	-	-	-	-
Behavioral Disabilities	-	-	-	-	-
Multiple Disabilities	-	-	-	-	-
Resource Room/Resource Center	-	-	-	-	-
Autism	-	-	-	-	-
Preschool Disabilities - Part-Time	-	-	-	-	-
Preschool Disabilities - Full-Time	-	-	-	-	-
Home Instruction	-	-	-	-	-
Cognitive - Severe	-	-	-	-	-

Continued

**PATERSON PUBLIC SCHOOLS
BLENDED RESOURCE FUND 15
SCHEDULE OF BLENDED EXPENDITURES-BUDGET AND ACTUAL
FOR THE FISCAL YEAR ENDED JUNE 30, 2009**

<u>School: No. 51 Eastside High</u>	Original Budget	Budget Transfers	Final Budget	Actual	Variance Final to Actual
Basic Skills/Remedial - Instruction	-	-	-	-	-
Bilingual Education - Instruction	-	-	-	-	-
Vocational Programs - Local - Instruction	-	-	-	-	-
School-Sponsored and Other Instructional Program	-	-	-	-	-
Undistributed Expenditures - Instruction	-	-	-	-	-
Undist.Expend.-Support Serv.-Students - Reg.	-	-	-	-	-
Undist.Expend.-Support Serv. - Related & Extraordinary	-	-	-	-	-
Undist.Expend.-Support Serv.-Students - Special	-	-	-	-	-
Undist.Expend.-Support Serv. - Inst. Staff	-	-	-	-	-
Undistributed Expenditures - General Admin.	-	-	-	-	-
Undistributed Expenditures - School Admin.	-	-	-	-	-
Undistributed Expenditures - Operation of Plant Services	\$ 21,980	-	\$ 21,980	\$ 4,848	\$ 17,132
Undistributed Expenditures - Student Trans. - Non Inst. Equip	-	-	-	-	-
School Buses - Regular	-	-	-	-	-
School Buses - Special	-	-	-	-	-
Undistributed Expenditures - Business/Other Support Serv.	-	-	-	-	-
Undistributed Expenditures - Non Inst. Serv.	-	-	-	-	-
Special Schools (All Programs)	-	-	-	-	-
Total Equipment	<u>24,980</u>	<u>\$ 4,850</u>	<u>29,830</u>	<u>7,398</u>	<u>22,432</u>
Facilities Acquisition and Construction Services					
Salaries	-	-	-	-	-
Legal Services	-	-	-	-	-
Other Purchased Prof. and Tech. Services	-	-	-	-	-
Construction Services	-	-	-	-	-
General Supplies	-	-	-	-	-
Land and Improvements	-	-	-	-	-
Lease Purchase Agreements - Principal	-	-	-	-	-
Buildings Other than Lease Purchase Agreement	-	-	-	-	-
Other Objects	-	-	-	-	-
Facilities Grant - Transfer to Special Revenue	-	-	-	-	-
Total Facilities Acquisition and Construction Services	<u>-</u>	<u>-</u>	<u>-</u>	<u>-</u>	<u>-</u>
Capital Reserve - Transfer to Capital Projects	-	-	-	-	-
Capital Reserve - Transfer to Debt Service	-	-	-	-	-
Assets Acquired Under Capital Leases (non-budgeted)					
Undistributed Expenditures:					
General Administration	-	-	-	-	-
School Administration	-	-	-	-	-
Assets Acquired Under Capital Leases (non-budgeted)	<u>-</u>	<u>-</u>	<u>-</u>	<u>-</u>	<u>-</u>
TOTAL CAPITAL OUTLAY	<u>24,980</u>	<u>4,850</u>	<u>29,830</u>	<u>7,398</u>	<u>22,432</u>
SPECIAL SCHOOLS					
Summer School - Instruction					
Salaries of Teachers	-	-	-	-	-
Other Salaries for Instruction	-	-	-	-	-
Purchased Professional and Technical Services	-	-	-	-	-
Other Purchased Services (400-500 series)	-	-	-	-	-
General Supplies	-	-	-	-	-
Textbooks	-	-	-	-	-
Other Objects	-	-	-	-	-
Total Summer School - Instruction	<u>-</u>	<u>-</u>	<u>-</u>	<u>-</u>	<u>-</u>

Continued

**PATERSON PUBLIC SCHOOLS
 BLENDED RESOURCE FUND 15
 SCHEDULE OF BLENDED EXPENDITURES-BUDGET AND ACTUAL
 FOR THE FISCAL YEAR ENDED JUNE 30, 2009**

<u>School: No. 51 Eastside High</u>	<u>Original Budget</u>	<u>Budget Transfers</u>	<u>Final Budget</u>	<u>Actual</u>	<u>Variance Final to Actual</u>
Summer School - Support Services					
Salaries	-	-	-	-	-
Personal Services - Employee Benefits	-	-	-	-	-
Purchased Professional and Technical Services	-	-	-	-	-
Other Purchased Services (400-500 series)	-	-	-	-	-
Supplies and Materials	-	-	-	-	-
Other Objects	-	-	-	-	-
Total Summer School - Support Services	-	-	-	-	-
Total Summer School	-	-	-	-	-
Other Special Schools - Instruction					
Salaries of Teachers	-	-	-	-	-
Other Salaries for Instruction	-	-	-	-	-
Purchased Professional and Technical Services	-	-	-	-	-
Other Purchased Services (400-500 series)	-	-	-	-	-
General Supplies	-	-	-	-	-
Textbooks	-	-	-	-	-
Other Objects	-	-	-	-	-
Total Other Special Schools - Instruction	-	-	-	-	-
Other Special Schools - Support Services					
Salaries	-	-	-	-	-
Personal Services - Employee Benefits	-	-	-	-	-
Purchased Professional and Technical Services	-	-	-	-	-
Other Purchased Services (400-500 series)	-	-	-	-	-
Supplies and Materials	-	-	-	-	-
Other Objects	-	-	-	-	-
Total Other Special Schools - Support Services	-	-	-	-	-
Total Other Special Schools	-	-	-	-	-
Accred. Even./Adult H.S./Post-Grad.-Inst.					
Salaries of Teachers	-	-	-	-	-
Other Salaries for Instruction	-	-	-	-	-
Purchased Professional and Technical Services	-	-	-	-	-
Other Purchased Services (400-500 series)	-	-	-	-	-
General Supplies	-	-	-	-	-
Textbooks	-	-	-	-	-
Other Objects	-	-	-	-	-
Total Accred. Even./Adult H.S./Post-Grad.-Inst.	-	-	-	-	-
Accred. Even./Adult H.S./Post-Grad.-Supp. Service					
Salaries	-	-	-	-	-
Personal Services - Employee Benefits	-	-	-	-	-
Purchased Professional and Technical Services	-	-	-	-	-
Other Purchased Services (400-500 series)	-	-	-	-	-
Supplies and Materials	-	-	-	-	-
Other Objects	-	-	-	-	-
Total Accred. Even./Adult H.S./Post-Grad.-Supp. Service	-	-	-	-	-
Total Accred. Even./Adult H.S./Post-Grad.	-	-	-	-	-
Adult Education-Local-Instruction					
Salaries of Teachers	-	-	-	-	-
Other Salaries for Instruction	-	-	-	-	-
Purchased Professional and Technical Services	-	-	-	-	-
Other Purchased Services (400-500 series)	-	-	-	-	-
General Supplies	-	-	-	-	-
Textbooks	-	-	-	-	-
Other Objects	-	-	-	-	-
Total Adult Education-Local-Instruction	-	-	-	-	-

**PATERSON PUBLIC SCHOOLS
 BLENDED RESOURCE FUND 15
 SCHEDULE OF BLENDED EXPENDITURES-BUDGET AND ACTUAL
 FOR THE FISCAL YEAR ENDED JUNE 30, 2009**

<u>School: No. 51 Eastside High</u>	<u>Original Budget</u>	<u>Budget Transfers</u>	<u>Final Budget</u>	<u>Actual</u>	<u>Variance Final to Actual</u>
Adult Education-Local -Support Serv.					
Salaries	-	-	-	-	-
Personal Services - Employee Benefits	-	-	-	-	-
Purchased Professional and Technical Services	-	-	-	-	-
Other Purchased Services (400-500 series)	-	-	-	-	-
Supplies and Materials	-	-	-	-	-
Other Objects	-	-	-	-	-
Total Adult Education-Local -Support Serv.	-	-	-	-	-
Total Adult Education-Local	-	-	-	-	-
Vocational Evening-Local-Instruction					
Salaries of Teachers	-	-	-	-	-
Other Salaries for Instruction	-	-	-	-	-
Purchased Professional and Technical Services	-	-	-	-	-
Other Purchased Services (400-500 series)	-	-	-	-	-
General Supplies	-	-	-	-	-
Textbooks	-	-	-	-	-
Other Objects	-	-	-	-	-
Total Vocational Evening-Local-Instruction	-	-	-	-	-
Vocational Evening-Local-Support Serv.					
Salaries	-	-	-	-	-
Personal Services - Employee Benefits	-	-	-	-	-
Purchased Professional and Technical Services	-	-	-	-	-
Other Purchased Services (400-500 series)	-	-	-	-	-
Supplies and Materials	-	-	-	-	-
Other Objects	-	-	-	-	-
Total Vocational Evening-Local-Support Serv.	-	-	-	-	-
Total Vocational Evening-Local	-	-	-	-	-
Even.-Sch.-Foreign-Born-Local-Inst.					
Salaries of Teachers	-	-	-	-	-
Other Salaries for Instruction	-	-	-	-	-
Purchased Professional and Technical Services	-	-	-	-	-
Other Purchased Services (400-500 series)	-	-	-	-	-
General Supplies	-	-	-	-	-
Textbooks	-	-	-	-	-
Other Objects	-	-	-	-	-
Total Even.-Sch.-Foreign-Born-Local-Inst.	-	-	-	-	-
Even.-Sch.-Foreign-Born-Local-Sup. Serv.					
Salaries	-	-	-	-	-
Personal Services - Employee Benefits	-	-	-	-	-
Purchased Professional and Technical Services	-	-	-	-	-
Other Purchased Services (400-500 series)	-	-	-	-	-
Supplies and Materials	-	-	-	-	-
Other Objects	-	-	-	-	-
Total Even.-Sch.-Foreign-Born-Local-Sup. Serv.	-	-	-	-	-
Total Even.-Sch.-Foreign-Born-Local	-	-	-	-	-
TOTAL SPECIAL SCHOOLS	-	-	-	-	-
Transfer of Funds to Charter Schools	-	-	-	-	-
TOTAL SCHOOL BASED EXPENDITURES	\$ 24,985,429	\$ (762,694)	\$ 24,222,735	\$ 23,501,936	\$ 720,799

Continued

PATERSON PUBLIC SCHOOLS
 BLENDED RESOURCE FUND 15
 SCHEDULE OF BLENDED EXPENDITURES-BUDGET AND ACTUAL
 FOR THE FISCAL YEAR ENDED JUNE 30, 2009

<u>School: No. 51 Eastside High</u>	<u>Original Budget</u>	<u>Budget Transfers</u>	<u>Final Budget</u>	<u>Actual</u>	<u>Variance Final to Actual</u>
Other Financing Sources:					
Operating Transfer In	\$ 24,985,429	\$ (762,694)	\$ 24,222,735	\$ 23,501,936	\$ 720,799
Operating Transfer Out:					
Transfer to Food Service Fund - Board Contribution	-	-	-	-	-
Capital Leases (non-budgeted)	-	-	-	-	-
Total Other Financing Sources:	<u>24,985,429</u>	<u>(762,694)</u>	<u>24,222,735</u>	<u>23,501,936</u>	<u>720,799</u>
Excess (Deficiency) of Other Financing Sources Over (Under) Expenditures and Other Financing (Uses)	-	-	-	-	-
Fund Balance, July 1	-	-	-	-	-
Fund Balance, June 30	<u>\$ -</u>	<u>\$ -</u>	<u>\$ -</u>	<u>\$ -</u>	<u>\$ -</u>

Continued

**PATERSON PUBLIC SCHOOLS
 BLENDED RESOURCE FUND 15
 SCHEDULE OF BLENDED EXPENDITURES-BUDGET AND ACTUAL
 FOR THE FISCAL YEAR ENDED JUNE 30, 2009**

<u>School: No. 52 Rosa Parks High</u>	<u>Original Budget</u>	<u>Budget Transfers</u>	<u>Final Budget</u>	<u>Actual</u>	<u>Variance Final to Actual</u>
REGULAR PROGRAMS - INSTRUCTION					
Regular Programs - Instruction					
Kindergarten - Salaries of Teachers	-	-	-	-	-
Grades 1-5 - Salaries of Teachers	-	-	-	-	-
Grades 6-8 - Salaries of Teachers	-	-	-	-	-
Grades 9-12 - Salaries of Teachers	\$ 2,193,418	\$ (209,111)	\$ 1,984,307	\$ 1,977,167	\$ 7,140
Regular Programs - Home Instruction:					
Salaries of Teachers	-	-	-	-	-
Other Salaries for Instruction	-	-	-	-	-
Purchased Professional -Educational Services	-	-	-	-	-
Purchased Technical Services	-	-	-	-	-
Other Purchased Services (400-500 series)	-	-	-	-	-
General Supplies	-	-	-	-	-
Textbooks	-	-	-	-	-
Other Objects	-	-	-	-	-
Regular Programs - Undistributed Instruction					
Other Salaries for Instruction	79,827	-	79,827	77,790	2,037
Purchased Professional-Educational Services	-	-	-	-	-
Purchased Technical Services	1,500	-	1,500	-	1,500
Other Purchased Services (400-500 series)	5,000	-	5,000	1,742	3,258
General Supplies	11,000	-	11,000	9,412	1,588
Textbooks	4,000	-	4,000	3,732	268
Other Objects	1,000	-	1,000	-	1,000
TOTAL REGULAR PROGRAMS - INSTRUCTION	2,295,745	(209,111)	2,086,634	2,069,843	16,791
SPECIAL EDUCATION - INSTRUCTION					
Cognitive - Mild:					
Salaries of Teachers	-	-	-	-	-
Other Salaries for Instruction	-	-	-	-	-
Purchased Professional-Educational Services	-	-	-	-	-
Purchased Technical Services	-	-	-	-	-
Other Purchased Services (400-500 series)	-	-	-	-	-
General Supplies	-	-	-	-	-
Textbooks	-	-	-	-	-
Other Objects	-	-	-	-	-
Total Cognitive - Mild	-	-	-	-	-
Cognitive - Moderate:					
Salaries of Teachers	-	-	-	-	-
Other Salaries for Instruction	-	-	-	-	-
Purchased Professional-Educational Services	-	-	-	-	-
Purchased Technical Services	-	-	-	-	-
Other Purchased Services (400-500 series)	-	-	-	-	-
General Supplies	-	-	-	-	-
Textbooks	-	-	-	-	-
Other Objects	-	-	-	-	-
Total Cognitive - Moderate	-	-	-	-	-
Learning and/or Language Disabilities:					
Salaries of Teachers	-	-	-	-	-
Other Salaries for Instruction	-	-	-	-	-
Purchased Professional-Educational Services	-	-	-	-	-
Purchased Technical Services	-	-	-	-	-
Other Purchased Services (400-500 series)	-	-	-	-	-
General Supplies	-	-	-	-	-
Textbooks	-	-	-	-	-
Other Objects	-	-	-	-	-
Total Learning and/or Language Disabilities	-	-	-	-	-

**PATERSON PUBLIC SCHOOLS
 BLENDED RESOURCE FUND 15
 SCHEDULE OF BLENDED EXPENDITURES-BUDGET AND ACTUAL
 FOR THE FISCAL YEAR ENDED JUNE 30, 2009**

<u>School: No. 52 Rosa Parks High</u>	Original Budget	Budget Transfers	Final Budget	Actual	Variance Final to Actual
Visual Impairments:					
Salaries of Teachers	-	-	-	-	-
Other Salaries for Instruction	-	-	-	-	-
Purchased Professional-Educational Services	-	-	-	-	-
Purchased Technical Services	-	-	-	-	-
Other Purchased Services (400-500 series)	-	-	-	-	-
General Supplies	-	-	-	-	-
Textbooks	-	-	-	-	-
Other Objects	-	-	-	-	-
Total Visual Impairments	-	-	-	-	-
Auditory Impairments:					
Salaries of Teachers	-	-	-	-	-
Other Salaries for Instruction	-	-	-	-	-
Purchased Professional-Educational Services	-	-	-	-	-
Purchased Technical Services	-	-	-	-	-
Other Purchased Services (400-500 series)	-	-	-	-	-
General Supplies	-	-	-	-	-
Textbooks	-	-	-	-	-
Other Objects	-	-	-	-	-
Total Auditory Impairments	-	-	-	-	-
Behavioral Disabilities:					
Salaries of Teachers	-	-	-	-	-
Other Salaries for Instruction	-	-	-	-	-
Purchased Professional-Educational Services	-	-	-	-	-
Purchased Technical Services	-	-	-	-	-
Other Purchased Services (400-500 series)	-	-	-	-	-
General Supplies	-	-	-	-	-
Textbooks	-	-	-	-	-
Other Objects	-	-	-	-	-
Total Behavioral Disabilities	-	-	-	-	-
Multiple Disabilities:					
Salaries of Teachers	-	-	-	-	-
Other Salaries for Instruction	-	-	-	-	-
Purchased Professional-Educational Services	-	-	-	-	-
Purchased Technical Services	-	-	-	-	-
Other Purchased Services (400-500 series)	-	-	-	-	-
General Supplies	-	-	-	-	-
Textbooks	-	-	-	-	-
Other Objects	-	-	-	-	-
Total Multiple Disabilities	-	-	-	-	-
Resource Room/Resource Center:					
Salaries of Teachers	217,803	-	217,803	214,246	3,557
Other Salaries for Instruction	-	-	-	-	-
Purchased Professional-Educational Services	-	-	-	-	-
Purchased Technical Services	-	-	-	-	-
Other Purchased Services (400-500 series)	-	-	-	-	-
General Supplies	1,200	-	1,200	-	1,200
Textbooks	-	-	-	-	-
Other Objects	-	-	-	-	-
Total Resource Room/Resource Center	219,003	-	219,003	214,246	4,757

Continued

PATERSON PUBLIC SCHOOLS
BLENDED RESOURCE FUND 15
SCHEDULE OF BLENDED EXPENDITURES-BUDGET AND ACTUAL
FOR THE FISCAL YEAR ENDED JUNE 30, 2009

<u>School: No. 52 Rosa Parks High</u>	<u>Original Budget</u>	<u>Budget Transfers</u>	<u>Final Budget</u>	<u>Actual</u>	<u>Variance Final to Actual</u>
Autism:					
Salaries of Teachers	-	-	-	-	-
Other Salaries for Instruction	-	-	-	-	-
Purchased Professional-Educational Services	-	-	-	-	-
Purchased Technical Services	-	-	-	-	-
Other Purchased Services (400-500 series)	-	-	-	-	-
General Supplies	-	-	-	-	-
Textbooks	-	-	-	-	-
Other Objects	-	-	-	-	-
Total Autism	-	-	-	-	-
Preschool Disabilities - Part-Time:					
Salaries of Teachers	-	-	-	-	-
Other Salaries for Instruction	-	-	-	-	-
Purchased Professional-Educational Services	-	-	-	-	-
Purchased Technical Services	-	-	-	-	-
Other Purchased Services (400-500 series)	-	-	-	-	-
General Supplies	-	-	-	-	-
Textbooks	-	-	-	-	-
Other Objects	-	-	-	-	-
Total Preschool Disabilities - Part-Time	-	-	-	-	-
Preschool Disabilities - Full-Time:					
Salaries of Teachers	-	-	-	-	-
Other Salaries for Instruction	-	-	-	-	-
Purchased Professional-Educational Services	-	-	-	-	-
Purchased Technical Services	-	-	-	-	-
Other Purchased Services (400-500 series)	-	-	-	-	-
General Supplies	-	-	-	-	-
Textbooks	-	-	-	-	-
Other Objects	-	-	-	-	-
Total Preschool Disabilities - Full-Time:	-	-	-	-	-
Home Instruction:					
Salaries of Teachers	-	-	-	-	-
Other Salaries for Instruction	-	-	-	-	-
Purchased Professional-Educational Services	-	-	-	-	-
Purchased Technical Services	-	-	-	-	-
Other Purchased Services (400-500 series)	-	-	-	-	-
General Supplies	-	-	-	-	-
Textbooks	-	-	-	-	-
Other Objects	-	-	-	-	-
Total Home Instruction	-	-	-	-	-
Cognitive - Severe:					
Salaries of Teachers	-	-	-	-	-
Other Salaries for Instruction	-	-	-	-	-
Purchased Professional-Educational Services	-	-	-	-	-
Purchased Technical Services	-	-	-	-	-
Other Purchased Services (400-500 series)	-	-	-	-	-
General Supplies	-	-	-	-	-
Textbooks	-	-	-	-	-
Other Objects	-	-	-	-	-
Total Cognitive - Severe	-	-	-	-	-
TOTAL SPECIAL EDUCATION - INSTRUCTION	\$ 219,003	-	\$ 219,003	\$ 214,246	\$ 4,757

Continued

**PATERSON PUBLIC SCHOOLS
 BLENDED RESOURCE FUND 15
 SCHEDULE OF BLENDED EXPENDITURES-BUDGET AND ACTUAL
 FOR THE FISCAL YEAR ENDED JUNE 30, 2009**

<u>School: No. 52 Rosa Parks High</u>	<u>Original Budget</u>	<u>Budget Transfers</u>	<u>Final Budget</u>	<u>Actual</u>	<u>Variance Final to Actual</u>
Basic Skills/Remedial - Instruction					
Salaries of Teachers	-	-	-	-	-
Other Salaries for Instruction	-	-	-	-	-
Purchased Professional-Educational Services	-	-	-	-	-
Purchased Technical Services	-	-	-	-	-
Other Purchased Services (400-500 series)	-	-	-	-	-
General Supplies	-	-	-	-	-
Textbooks	-	-	-	-	-
Other Objects	-	-	-	-	-
Total Basic Skills/Remedial - Instruction	-	-	-	-	-
Bilingual Education - Instruction					
Salaries of Teachers	-	-	-	-	-
Other Salaries for Instruction	-	-	-	-	-
Purchased Professional-Educational Services	-	-	-	-	-
Purchased Technical Services	-	-	-	-	-
Other Purchased Services (400-500 series)	-	-	-	-	-
General Supplies	-	-	-	-	-
Textbooks	-	-	-	-	-
Other Objects	-	-	-	-	-
Total Bilingual Education - Instruction	-	-	-	-	-
Vocational Programs - Local - Instruction					
Salaries of Teachers	-	-	-	-	-
Other Salaries for Instruction	-	-	-	-	-
Purchased Professional-Educational Services	-	-	-	-	-
Purchased Technical Services	-	-	-	-	-
Other Purchased Services (400-500 series)	-	-	-	-	-
General Supplies	-	-	-	-	-
Textbooks	-	-	-	-	-
Other Objects	-	-	-	-	-
Total Vocational Programs - Local - Instruction	-	-	-	-	-
School-Spon. Cocurricular Actvts. - Inst.					
Salaries	\$ 40,000	-	\$ 40,000	\$ 35,749	\$ 4,251
Purchased Services (300-500 series)	18,000	-	18,000	1,345	16,655
Supplies and Materials	57,500	-	57,500	11,380	46,120
Other Objects	-	-	-	-	-
Transfers to Cover Deficit (Agency Funds)	-	-	-	-	-
Total School-Spon. Cocurricular Actvts. - Inst.	115,500	-	115,500	48,474	67,026
School-Spon. Cocurricular Athletics - Inst.					
Salaries	-	-	-	-	-
Purchased Services (300-500 series)	-	-	-	-	-
Supplies and Materials	-	-	-	-	-
Other Objects	-	-	-	-	-
Transfers to Cover Deficit (Agency Funds)	-	-	-	-	-
Total School-Spon. Cocurricular Athletics - Inst.	-	-	-	-	-
Other Instructional Programs - Instruction					
Salaries	-	-	-	-	-
Purchased Services (300-500 series)	-	-	-	-	-
Supplies and Materials	-	-	-	-	-
Other Objects	-	-	-	-	-
Transfers to Cover Deficit (Agency Funds)	-	-	-	-	-
Total Other Instructional Programs - Instruction	-	-	-	-	-

Continued

PATERSON PUBLIC SCHOOLS
BLENDED RESOURCE FUND 15
SCHEDULE OF BLENDED EXPENDITURES-BUDGET AND ACTUAL
FOR THE FISCAL YEAR ENDED JUNE 30, 2009

<u>School: No. 52 Rosa Parks High</u>	<u>Original</u>	<u>Budget</u>	<u>Final</u>		<u>Variance</u>
	<u>Budget</u>	<u>Transfers</u>	<u>Budget</u>	<u>Actual</u>	<u>Final to Actual</u>
Community Services Programs/Operations					
Salaries	-	-	-	-	-
Purchased Services (300-500 series)	-	-	-	-	-
Supplies and Materials	-	-	-	-	-
Other Objects	-	-	-	-	-
Transfers to Cover Deficit (Agency Funds)	-	-	-	-	-
Total Community Services/Operations	-	-	-	-	-
Total Instruction	\$ 2,630,248	\$ (209,111)	\$ 2,421,137	\$ 2,332,563	\$ 88,574
Undistributed Expenditures - Instruction:					
Tuition to Other LEAs Within the State - Regular	-	-	-	-	-
Tuition to Other LEAs Within the Stat - Special	-	-	-	-	-
Tuition to County Voc. School Dist. - Regular	-	-	-	-	-
Tuition to County Voc. School Dist. - Special	-	-	-	-	-
Tuition to CSSD & Regional Day Schools	-	-	-	-	-
Tuition to Private Schools for the Disabled - Within State	-	-	-	-	-
Tuition to Private Schools for the Disabled & Oth LEAS - Spl, O/S	-	-	-	-	-
Tuition - State Facilities	-	-	-	-	-
Tuition - Other	-	-	-	-	-
Total Undistributed Expenditures - Instruction:	-	-	-	-	-
Undistributed Expend. - Attend. & Social Work					
Salaries	115,023	-	115,023	111,149	3,874
Purchased Professional and Technical Services	-	-	-	-	-
Other Purchased Services (400-500 series)	400	-	400	-	400
Supplies and Materials	400	(350)	50	-	50
Other Objects	-	-	-	-	-
Total Undistributed Expend. - Attend. & Social Work	115,823	(350)	115,473	111,149	4,324
Undistributed Expenditures - Health Services					
Salaries	183,914	-	183,914	174,414	9,500
Purchased Professional and Technical Services	-	-	-	-	-
Other Purchased Services (400-500 series)	-	-	-	-	-
Supplies and Materials	500	-	500	-	500
Other Objects	-	-	-	-	-
Total Undistributed Expenditures - Health Services	184,414	-	184,414	174,414	10,000
Undist. Expend. - Other Supp. Serv. Students - Related Serv.					
Salaries	-	-	-	-	-
Purchased Professional - Educational Services	-	-	-	-	-
Supplies and Materials	-	-	-	-	-
Other Objects	-	-	-	-	-
Total Undist. Expend. - Other Supp. Serv. Students - Related Serv.	-	-	-	-	-
Undist. Expend. - Other Supp. Serv. Students - Extra Serv.					
Salaries	-	-	-	-	-
Purchased Professional - Educational Services	-	-	-	-	-
Supplies and Materials	-	-	-	-	-
Other Objects	-	-	-	-	-
Total Undist. Expend. - Other Supp. Serv. Students - Extra Serv.	-	-	-	-	-
Undist. Expend. - Other Supp. Serv. Students-Reg.					
Salaries	172,963	4,565	177,528	177,528	-
Salaries of Secretarial and Clerical Assistants	49,746	-	49,746	49,746	-
Other Salaries	-	-	-	-	-
Purchased Professional - Educational Services	-	-	-	-	-
Other Purchased Prof. and Tech. Services	-	-	-	-	-
Other Purchased Services (400-500 series)	-	-	-	-	-
Supplies and Materials	1,000	-	1,000	994	6
Other Objects	-	-	-	-	-
Total Undist. Expend. - Other Supp. Serv. Students-Reg.	223,709	4,565	228,274	228,268	6

Continued

**PATERSON PUBLIC SCHOOLS
BLENDED RESOURCE FUND 15
SCHEDULE OF BLENDED EXPENDITURES-BUDGET AND ACTUAL
FOR THE FISCAL YEAR ENDED JUNE 30, 2009**

<u>School: No. 52 Rosa Parks High</u>	Original Budget	Budget Transfers	Final Budget	Actual	Variance Final to Actual
Undist. Expend. - Other Supp. Serv. Students -Spl.					
Salaries of Other Professional Staff	-	-	-	-	-
Salaries of Secretarial and Clerical Assistants	-	-	-	-	-
Other Salaries	-	-	-	-	-
Purchased Professional - Educational Services	-	-	-	-	-
Other Purchased Prof. and Tech. Services	-	-	-	-	-
Residential Costs	-	-	-	-	-
Mis. Pur. Serv.(400-500 series O/than Residential)	-	-	-	-	-
Supplies and Materials	-	-	-	-	-
Other Objects	-	-	-	-	-
Total Undist. Expend. - Other Supp. Serv. Students -Spl.	-	-	-	-	-
Undist. Expend. - Improvement of Inst. Serv.					
Salaries of Supervisor of Instruction	-	-	-	-	-
Salaries of Other Professional Staff	\$ 99,903	-	\$ 99,903	\$ 99,903	-
Salaries of Secr and Clerical Assist.	-	-	-	-	-
Other Salaries	-	-	-	-	-
Purchased Prof- Educational Services	-	-	-	-	-
Other Purch Prof. and Tech. Services	-	-	-	-	-
Other Purch Services (400-500)	-	-	-	-	-
Supplies and Materials	500	-	500	-	\$ 500
Other Objects	-	-	-	-	-
Total Undist. Expend. - Improvement of Inst. Serv.	100,403	-	100,403	99,903	500
Undist. Expend. - Edu. Media Serv./Sch. Library					
Salaries	150,187	-	150,187	114,060	36,127
Purchased Professional and Technical Services	-	-	-	-	-
Other Purchased Services (400-500 series)	600	-	600	599	1
Supplies and Materials	12,000	-	12,000	2,588	9,412
Other Objects	-	-	-	-	-
Total Undist. Expend. - Edu. Media Serv./Sch. Library	162,787	-	162,787	117,247	45,540
Undist. Expend. - Instructional Staff Training Serv.					
Salaries of Supervisors of Instruction	-	-	-	-	-
Salaries of Other Professional Staff	-	-	-	-	-
Salaries of Secretarial and Clerical Assist	-	-	-	-	-
Other Salaries	-	-	-	-	-
Purchased Professional - Educational Serv	2,000	-	2,000	-	2,000
Other Purchased Prof. and Tech. Services	-	-	-	-	-
Other Purchased Services (400-500 series)	2,000	-	2,000	48	1,952
Supplies and Materials	-	-	-	-	-
Other Objects	-	-	-	-	-
Total Undist. Expend. - Instructional Staff Training Serv.	4,000	-	4,000	48	3,952
Undist. Expend. - Supp. Serv. - General Admin.					
Salaries	-	-	-	-	-
Legal Services	-	-	-	-	-
Other Purchased Professional Services	-	-	-	-	-
Purchased Technical Services	-	-	-	-	-
Communications/Telephone	-	-	-	-	-
Other Purchased Services (400-500 series)	-	-	-	-	-
Supplies and Materials	-	-	-	-	-
Judgements Against The School District	-	-	-	-	-
Miscellaneous Expenditures	-	-	-	-	-
Total Undist. Expend. - Supp. Serv. - General Admin.	-	-	-	-	-

Continued

**PATERSON PUBLIC SCHOOLS
 BLENDED RESOURCE FUND 15
 SCHEDULE OF BLENDED EXPENDITURES-BUDGET AND ACTUAL
 FOR THE FISCAL YEAR ENDED JUNE 30, 2009**

<u>School: No. 52 Rosa Parks High</u>	<u>Original</u>	<u>Budget</u>	<u>Final</u>		<u>Variance</u>
	<u>Budget</u>	<u>Transfers</u>	<u>Budget</u>	<u>Actual</u>	<u>Final to Actual</u>
Undist. Expend. - Support Serv. - School Admin.					
Salaries of Principals/Assistant Principals	\$ 429,793	\$ 2,944	\$ 432,737	\$ 432,737	-
Salaries of Other Professional Staff		-			-
Salaries of Secretarial and Clerical Assistants	98,684	-	98,684	89,350	\$ 9,334
Other Salaries		-			-
Purchased Professional and Technical Services		-			-
Other Purchased Services (400-500 series)	4,000	(165)	3,835	1,542	2,293
Supplies and Materials	12,000	-	12,000	3,342	8,658
Other Objects		660	660	660	-
Total Undist. Expend. - Support Serv. - School Admin.	<u>544,477</u>	<u>3,439</u>	<u>547,916</u>	<u>527,631</u>	<u>20,285</u>
Undist. Expend. -Allowable Maintenance for School Facilities					
Salaries	-	-	-	-	-
Cleaning, Repair, and Maintenance Services	-	-	-	-	-
General Supplies	-	-	-	-	-
Other Objects	-	-	-	-	-
Total Undist. Expend. -Allowable Maintenance for School Facilities	<u>-</u>	<u>-</u>	<u>-</u>	<u>-</u>	<u>-</u>
Undist. Expend. - Oth. Oper. & Maint. of Plant					
Salaries				-	-
Purchased Professional and Technical Services	-	-	-	-	-
Cleaning, Repair and Maintenance Services	-	-	-	-	-
Rental of land & Building Other than Lease Purchases	-	-	-	-	-
Other Purchased Property Services	-	-	-	-	-
Insurance	-	-	-	-	-
Miscellaneous Purchased Services	-	-	-	-	-
General Supplies	700	-	700	-	700
Energy (Energy and Electricity)	-	-	-	-	-
Other Objects	-	-	-	-	-
Total Undist. Expend. - Other Oper. & Maint. Of Plant	<u>700</u>	<u>-</u>	<u>700</u>	<u>-</u>	<u>700</u>
Total Undist. Expend. - Oper. & Maint. Of Plant	<u>700</u>	<u>-</u>	<u>700</u>	<u>-</u>	<u>700</u>
Undist. Expend. - Student Transportation Serv.					
Sal. For Pup. Trans. (Bet. Home and School) - Regular	-	-	-	-	-
Sal. For Pup. Trans. (Bet. Home and School) - Special	-	-	-	-	-
Sal. For Pup. Trans. (Other than Bet. Home and School)	-	-	-	-	-
Management Fees - ESC & CTSA Transportation Programs	-	-	-	-	-
Other Purchased Professional and Technical Services	-	-	-	-	-
Cleaning, Repair and Maintenance Services	-	-	-	-	-
Rental Payments - School Buses	-	-	-	-	-
Lease Purchase Payments - School Buses	-	-	-	-	-
Contract Services - (Between Home and School) - Vendors	-	-	-	-	-
Contr Serv (Oth. than Bet Home & Sch)-Vend	20,000	266	20,266	1,599	18,667
Contract Services - (Between Home and Sch) - Joint Agrmts	-	-	-	-	-
Contr Serv (Spl. Ed. Students) - Vendors	-	-	-	-	-
Contr Serv (Spl. Ed. Students) - Joint Agrmt	-	-	-	-	-
Contr Serv (Regular Students) - ESCs & CTSA	-	-	-	-	-
Contr Serv (Spl. Ed. Students) - ESCs & CTSA	-	-	-	-	-
Contr Serv. - Aid in Lien Payments	-	-	-	-	-
Misc. Purchased Serv. - Transportation	-	-	-	-	-
Supplies and Materials	-	-	-	-	-
Miscellaneous Expenditures	-	-	-	-	-
Total Undist. Expend. - Student Transportation Serv.	<u>20,000</u>	<u>266</u>	<u>20,266</u>	<u>1,599</u>	<u>18,667</u>

**PATERSON PUBLIC SCHOOLS
 BLENDED RESOURCE FUND 15
 SCHEDULE OF BLENDED EXPENDITURES-BUDGET AND ACTUAL
 FOR THE FISCAL YEAR ENDED JUNE 30, 2009**

<u>School: No. 52 Rosa Parks High</u>	Original Budget	Budget Transfers	Final Budget	Actual	Variance Final to Actual
Undist. Expend. - Business and Other Support Serv.					
Increase in Sale/Lease-back Reserve	-	-	-	-	-
Salaries	-	-	-	-	-
Purchased Professional Services	-	-	-	-	-
Purchased Technical Services	-	-	-	-	-
Other Purchased Services (400-500 series Oth Residential Costs)	-	-	-	-	-
Sale/Lease-back Payments	-	-	-	-	-
Supplies and Materials	-	-	-	-	-
Interest on Current Loan	-	-	-	-	-
Interest on Lease Purchase Agreements	-	-	-	-	-
Miscellaneous Expenditures	-	-	-	-	-
Total Undist. Expend. - Business and Other Support Serv.	-	-	-	-	-
UNALLOCATED BENEFITS					
Group Insurance	-	-	-	-	-
Social Security Contributions	\$ 25,951	\$ 31,174	\$ 57,125	\$ 31,057	\$ 26,068
T.P.A.F. Contributions - ERIP	-	-	-	-	-
Other Retirement Contributions - Regular	-	-	-	-	-
Other Retirement Contributions - ERIP	-	-	-	-	-
Unemployment Compensation	-	-	-	-	-
Workmen's Compensation	-	-	-	-	-
Health Benefits	619,238	-	619,238	531,824	87,414
Tuition Reimbursement	-	-	-	-	-
Other Employee Benefits	-	350	350	175	175
TOTAL UNALLOCATED BENEFITS	645,189	31,524	676,713	563,056	113,657
On-behalf TPAF pension Contributions (non-budgeted)	-	-	-	-	-
Reimbursed TPAF Social Security Contributions (non-budgeted)	-	-	-	-	-
TOTAL ON-BEHALF CONTRIBUTIONS	-	-	-	-	-
TOTAL PERSONAL SERVICES - EMPLOYEE BENEFITS	645,189	31,524	676,713	563,056	113,657
Undistributed Expenditures - Food Services					
Transfers to Cover Deficit (Enterprise Fund)	-	-	-	-	-
TOTAL UNDISTRIBUTED EXPENDITURES	2,001,502	39,444	2,040,946	1,823,315	217,631
TOTAL SCHOOL BASED BUDGET CURRENT EXPENSE	4,631,750	(169,667)	4,462,083	4,155,878	306,205
CAPITAL OUTLAY					
Equipment					
Regular Program - Instruction:					
Kindergarten	-	-	-	-	-
Grades 1-5	-	-	-	-	-
Grades 6-8	-	-	-	-	-
Grades 9-12	-	-	-	-	-
Home Instruction	-	-	-	-	-
Special Education - Instruction:					
Cognitive - Mild	-	-	-	-	-
Cognitive - Moderate	-	-	-	-	-
Learning and/or Language Disabilities	-	-	-	-	-
Visual Impairments	-	-	-	-	-
Auditory Impairments	-	-	-	-	-
Behavioral Disabilities	-	-	-	-	-
Multiple Disabilities	-	-	-	-	-
Resource Room/Resource Center	-	-	-	-	-
Autism	-	-	-	-	-
Preschool Disabilities - Part-Time	-	-	-	-	-
Preschool Disabilities - Full-Time	-	-	-	-	-
Home Instruction	-	-	-	-	-
Cognitive - Severe	-	-	-	-	-

**PATERSON PUBLIC SCHOOLS
 BLENDED RESOURCE FUND 15
 SCHEDULE OF BLENDED EXPENDITURES-BUDGET AND ACTUAL
 FOR THE FISCAL YEAR ENDED JUNE 30, 2009**

<u>School: No. 52 Rosa Parks High</u>	Original Budget	Budget Transfers	Final Budget	Actual	Variance Final to Actual
Basic Skills/Remedial - Instruction	-	-	-	-	-
Bilingual Education - Instruction	-	-	-	-	-
Vocational Programs - Local - Instruction	-	-	-	-	-
School-Sponsored and Other Instructional Program	-	-	-	-	-
Undistributed Expenditures - Instruction	-	-	-	-	-
Undist.Expend.-Support Serv.-Students - Reg.	-	-	-	-	-
Undist.Expend.-Support Serv. - Related & Extraordinary	-	-	-	-	-
Undist.Expend.-Support Serv.-Students - Special	-	-	-	-	-
Undist.Expend.-Support Serv. - Inst. Staff	-	-	-	-	-
Undistributed Expenditures - General Admin.	-	-	-	-	-
Undistributed Expenditures - School Admin.	-	-	-	-	-
Undistributed Expenditures - Operation of Plant Services	-	-	-	-	-
Undistributed Expenditures - Student Trans. - Non Inst. Equip	-	-	-	-	-
School Buses - Regular	-	-	-	-	-
School Buses - Special	-	-	-	-	-
Undistributed Expenditures - Business/Other Support Serv.	-	-	-	-	-
Undistributed Expenditures - Non Inst. Serv.	-	-	-	-	-
Special Schools (All Programs)	-	-	-	-	-
Total Equipment	-	-	-	-	-
Facilities Acquisition and Construction Services	-	-	-	-	-
Salaries	-	-	-	-	-
Legal Services	-	-	-	-	-
Other Purchased Prof. and Tech. Services	-	-	-	-	-
Construction Services	-	-	-	-	-
General Supplies	-	-	-	-	-
Land and Improvements	-	-	-	-	-
Lease Purchase Agreements - Principal	-	-	-	-	-
Buildings Other than Lease Purchase Agreement	-	-	-	-	-
Other Objects	-	-	-	-	-
Facilities Grant - Transfer to Special Revenue	-	-	-	-	-
Total Facilities Acquisition and Construction Services	-	-	-	-	-
Capital Reserve - Transfer to Capital Projects	-	-	-	-	-
Capital Reserve - Transfer to Debt Service	-	-	-	-	-
Assets Acquired Under Capital Leases (non-budgeted)	-	-	-	-	-
Undistributed Expenditures:	-	-	-	-	-
General Administration	-	-	-	-	-
School Administration	-	-	-	-	-
Assets Acquired Under Capital Leases (non-budgeted)	-	-	-	-	-
TOTAL CAPITAL OUTLAY	-	-	-	-	-
SPECIAL SCHOOLS					
Summer School - Instruction	-	-	-	-	-
Salaries of Teachers	-	-	-	-	-
Other Salaries for Instruction	-	-	-	-	-
Purchased Professional and Technical Services	-	-	-	-	-
Other Purchased Services (400-500 series)	-	-	-	-	-
General Supplies	-	-	-	-	-
Textbooks	-	-	-	-	-
Other Objects	-	-	-	-	-
Total Summer School - Instruction	-	-	-	-	-

**PATERSON PUBLIC SCHOOLS
 BLENDED RESOURCE FUND 15
 SCHEDULE OF BLENDED EXPENDITURES-BUDGET AND ACTUAL
 FOR THE FISCAL YEAR ENDED JUNE 30, 2009**

<u>School: No. 52 Rosa Parks High</u>	Original Budget	Budget Transfers	Final Budget	Actual	Variance Final to Actual
Summer School - Support Services					
Salaries	-	-	-	-	-
Personal Services - Employee Benefits	-	-	-	-	-
Purchased Professional and Technical Services	-	-	-	-	-
Other Purchased Services (400-500 series)	-	-	-	-	-
Supplies and Materials	-	-	-	-	-
Other Objects	-	-	-	-	-
Total Summer School - Support Services	-	-	-	-	-
Total Summer School	-	-	-	-	-
Other Special Schools - Instruction					
Salaries of Teachers	-	-	-	-	-
Other Salaries for Instruction	-	-	-	-	-
Purchased Professional and Technical Services	-	-	-	-	-
Other Purchased Services (400-500 series)	-	-	-	-	-
General Supplies	-	-	-	-	-
Textbooks	-	-	-	-	-
Other Objects	-	-	-	-	-
Total Other Special Schools - Instruction	-	-	-	-	-
Other Special Schools - Support Services					
Salaries	-	-	-	-	-
Personal Services - Employee Benefits	-	-	-	-	-
Purchased Professional and Technical Services	-	-	-	-	-
Other Purchased Services (400-500 series)	-	-	-	-	-
Supplies and Materials	-	-	-	-	-
Other Objects	-	-	-	-	-
Total Other Special Schools - Support Services	-	-	-	-	-
Total Other Special Schools	-	-	-	-	-
Accred. Even./Adult H.S./Post-Grad.-Inst.					
Salaries of Teachers	-	-	-	-	-
Other Salaries for Instruction	-	-	-	-	-
Purchased Professional and Technical Services	-	-	-	-	-
Other Purchased Services (400-500 series)	-	-	-	-	-
General Supplies	-	-	-	-	-
Textbooks	-	-	-	-	-
Other Objects	-	-	-	-	-
Total Accred. Even./Adult H.S./Post-Grad.-Inst.	-	-	-	-	-
Accred. Even./Adult H.S./Post-Grad.-Supp. Service					
Salaries	-	-	-	-	-
Personal Services - Employee Benefits	-	-	-	-	-
Purchased Professional and Technical Services	-	-	-	-	-
Other Purchased Services (400-500 series)	-	-	-	-	-
Supplies and Materials	-	-	-	-	-
Other Objects	-	-	-	-	-
Total Accred. Even./Adult H.S./Post-Grad.-Supp. Service	-	-	-	-	-
Total Accred. Even./Adult H.S./Post-Grad.	-	-	-	-	-
Adult Education-Local-Instruction					
Salaries of Teachers	-	-	-	-	-
Other Salaries for Instruction	-	-	-	-	-
Purchased Professional and Technical Services	-	-	-	-	-
Other Purchased Services (400-500 series)	-	-	-	-	-
General Supplies	-	-	-	-	-
Textbooks	-	-	-	-	-
Other Objects	-	-	-	-	-
Total Adult Education-Local-Instruction	-	-	-	-	-

**PATERSON PUBLIC SCHOOLS
 BLENDED RESOURCE FUND 15
 SCHEDULE OF BLENDED EXPENDITURES-BUDGET AND ACTUAL
 FOR THE FISCAL YEAR ENDED JUNE 30, 2009**

<u>School: No. 52 Rosa Parks High</u>	<u>Original Budget</u>	<u>Budget Transfers</u>	<u>Final Budget</u>	<u>Actual</u>	<u>Variance Final to Actual</u>
Adult Education-Local -Support Serv.					
Salaries	-	-	-	-	-
Personal Services - Employee Benefits	-	-	-	-	-
Purchased Professional and Technical Services	-	-	-	-	-
Other Purchased Services (400-500 series)	-	-	-	-	-
Supplies and Materials	-	-	-	-	-
Other Objects	-	-	-	-	-
Total Adult Education-Local -Support Serv.	-	-	-	-	-
Total Adult Education-Local	-	-	-	-	-
Vocational Evening-Local-Instruction					
Salaries of Teachers	-	-	-	-	-
Other Salaries for Instruction	-	-	-	-	-
Purchased Professional and Technical Services	-	-	-	-	-
Other Purchased Services (400-500 series)	-	-	-	-	-
General Supplies	-	-	-	-	-
Textbooks	-	-	-	-	-
Other Objects	-	-	-	-	-
Total Vocational Evening-Local-Instruction	-	-	-	-	-
Vocational Evening-Local-Support Serv.					
Salaries	-	-	-	-	-
Personal Services - Employee Benefits	-	-	-	-	-
Purchased Professional and Technical Services	-	-	-	-	-
Other Purchased Services (400-500 series)	-	-	-	-	-
Supplies and Materials	-	-	-	-	-
Other Objects	-	-	-	-	-
Total Vocational Evening-Local-Support Serv.	-	-	-	-	-
Total Vocational Evening-Local	-	-	-	-	-
Even.-Sch.-Foreign-Born-Local-Inst.					
Salaries of Teachers	-	-	-	-	-
Other Salaries for Instruction	-	-	-	-	-
Purchased Professional and Technical Services	-	-	-	-	-
Other Purchased Services (400-500 series)	-	-	-	-	-
General Supplies	-	-	-	-	-
Textbooks	-	-	-	-	-
Other Objects	-	-	-	-	-
Total Even.-Sch.-Foreign-Born-Local-Inst.	-	-	-	-	-
Even.-Sch.-Foreign-Born-Local-Sup. Serv.					
Salaries	-	-	-	-	-
Personal Services - Employee Benefits	-	-	-	-	-
Purchased Professional and Technical Services	-	-	-	-	-
Other Purchased Services (400-500 series)	-	-	-	-	-
Supplies and Materials	-	-	-	-	-
Other Objects	-	-	-	-	-
Total Even.-Sch.-Foreign-Born-Local-Sup. Serv.	-	-	-	-	-
Total Even.-Sch.-Foreign-Born-Local	-	-	-	-	-
TOTAL SPECIAL SCHOOLS	-	-	-	-	-
Transfer of Funds to Charter Schools	-	-	-	-	-
TOTAL SCHOOL BASED EXPENDITURES	\$ 4,631,750	\$ (169,667)	\$ 4,462,083	\$ 4,155,878	\$ 306,205

**PATERSON PUBLIC SCHOOLS
 BLENDED RESOURCE FUND 15
 SCHEDULE OF BLENDED EXPENDITURES-BUDGET AND ACTUAL
 FOR THE FISCAL YEAR ENDED JUNE 30, 2009**

<u>School: No. 52 Rosa Parks High</u>	<u>Original Budget</u>	<u>Budget Transfers</u>	<u>Final Budget</u>	<u>Actual</u>	<u>Variance Final to Actual</u>
Other Financing Sources:					
Operating Transfer In	\$ 4,631,750	\$ (169,667)	\$ 4,462,083	\$ 4,155,878	\$ 306,205
Operating Transfer Out:					
Transfer to Food Service Fund - Board Contribution	-	-	-	-	-
Capital Leases (non-budgeted)	-	-	-	-	-
Total Other Financing Sources:	<u>4,631,750</u>	<u>(169,667)</u>	<u>4,462,083</u>	<u>4,155,878</u>	<u>306,205</u>
Excess (Deficiency) of Other Financing Sources Over (Under) Expenditures and Other Financing (Uses)	-	-	-	-	-
Fund Balance, July 1	-	-	-	-	-
Fund Balance, June 30	<u>\$ -</u>	<u>\$ -</u>	<u>\$ -</u>	<u>\$ -</u>	<u>\$ -</u>

PATERSON PUBLIC SCHOOLS
BLENDED RESOURCE FUND 15
SCHEDULE OF BLENDED EXPENDITURES-BUDGET AND ACTUAL
FOR THE FISCAL YEAR ENDED JUNE 30, 2009

School: No. 41 Dale Ave	Original Budget	Budget Transfers	Final Budget	Actual	Variance Final to Actual
REGULAR PROGRAMS - INSTRUCTION					
Regular Programs - Instruction					
Kindergarten - Salaries of Teachers	\$ 766,719	\$ (44,868)	\$ 721,851	\$ 721,851	-
Grades 1-5 - Salaries of Teachers	520,571	(68,285)	452,286	452,286	-
Grades 6-8 - Salaries of Teachers		-			-
Grades 9-12 - Salaries of Teachers		-			-
Regular Programs - Home Instruction:					
Salaries of Teachers		-			-
Other Salaries for Instruction		-			-
Purchased Professional -Educational Services		-			-
Purchased Technical Services		-			-
Other Purchased Services (400-500 series)		-			-
General Supplies		-			-
Textbooks		-			-
Other Objects		-			-
Regular Programs - Undistributed Instruction					
Other Salaries for Instruction	371,538	(7,050)	364,488	358,245	\$ 6,243
Purchased Professional-Educational Services		-			-
Purchased Technical Services		-			-
Other Purchased Services (400-500 series)		-			-
General Supplies	77,690	3	77,693	77,105	588
Textbooks	200	-	200		200
Other Objects		6,653	6,653		6,653
TOTAL REGULAR PROGRAMS - INSTRUCTION	1,736,718	(113,547)	1,623,171	1,609,487	13,684
SPECIAL EDUCATION - INSTRUCTION					
Cognitive - Mild:					
Salaries of Teachers	-	-	-	-	-
Other Salaries for Instruction		-			-
Purchased Professional-Educational Services		-			-
Purchased Technical Services		-			-
Other Purchased Services (400-500 series)		-			-
General Supplies		-			-
Textbooks		-			-
Other Objects		-			-
Total Cognitive - Mild	-	-	-	-	-
Cognitive - Moderate:					
Salaries of Teachers	62,066	(62,066)	-	-	-
Other Salaries for Instruction	35,499	-	35,499	24,653	10,846
Purchased Professional-Educational Services		-			-
Purchased Technical Services		-			-
Other Purchased Services (400-500 series)		-			-
General Supplies	1,000	-	1,000	905	95
Textbooks	200	-	200		200
Other Objects		-			-
Total Cognitive - Moderate	98,765	(62,066)	36,699	25,558	11,141
Learning and/or Language Disabilities:					
Salaries of Teachers	97,471	(30,695)	66,776	62,794	3,982
Other Salaries for Instruction	33,102	-	33,102	28,721	4,381
Purchased Professional-Educational Services		-			-
Purchased Technical Services		-			-
Other Purchased Services (400-500 series)		-			-
General Supplies	1,000	-	1,000	958	42
Textbooks	200	-	200		200
Other Objects		-			-
Total Learning and/or Language Disabilities	131,773	(30,695)	101,078	92,473	8,605

Continued

**PATERSON PUBLIC SCHOOLS
 BLENDED RESOURCE FUND 15
 SCHEDULE OF BLENDED EXPENDITURES-BUDGET AND ACTUAL
 FOR THE FISCAL YEAR ENDED JUNE 30, 2009**

<u>School: No. 41 Dale Ave</u>	Original Budget	Budget Transfers	Final Budget	Actual	Variance Final to Actual
Visual Impairments:					
Salaries of Teachers	-	-	-	-	-
Other Salaries for Instruction	-	-	-	-	-
Purchased Professional-Educational Services	-	-	-	-	-
Purchased Technical Services	-	-	-	-	-
Other Purchased Services (400-500 series)	-	-	-	-	-
General Supplies	-	-	-	-	-
Textbooks	-	-	-	-	-
Other Objects	-	-	-	-	-
Total Visual Impairments	-	-	-	-	-
Auditory Impairments:					
Salaries of Teachers	-	-	-	-	-
Other Salaries for Instruction	-	-	-	-	-
Purchased Professional-Educational Services	-	-	-	-	-
Purchased Technical Services	-	-	-	-	-
Other Purchased Services (400-500 series)	-	-	-	-	-
General Supplies	-	-	-	-	-
Textbooks	-	-	-	-	-
Other Objects	-	-	-	-	-
Total Auditory Impairments	-	-	-	-	-
Behavioral Disabilities:					
Salaries of Teachers	-	-	-	-	-
Other Salaries for Instruction	-	-	-	-	-
Purchased Professional-Educational Services	-	-	-	-	-
Purchased Technical Services	-	-	-	-	-
Other Purchased Services (400-500 series)	-	-	-	-	-
General Supplies	-	-	-	-	-
Textbooks	-	-	-	-	-
Other Objects	-	-	-	-	-
Total Behavioral Disabilities	-	-	-	-	-
Multiple Disabilities:					
Salaries of Teachers	-	-	-	-	-
Other Salaries for Instruction	-	-	-	-	-
Purchased Professional-Educational Services	-	-	-	-	-
Purchased Technical Services	-	-	-	-	-
Other Purchased Services (400-500 series)	-	-	-	-	-
General Supplies	-	-	-	-	-
Textbooks	-	-	-	-	-
Other Objects	-	-	-	-	-
Total Multiple Disabilities	-	-	-	-	-
Resource Room/Resource Center:					
Salaries of Teachers	107,359	-	107,359	106,359	1,000
Other Salaries for Instruction	-	-	-	-	-
Purchased Professional-Educational Services	-	-	-	-	-
Purchased Technical Services	-	-	-	-	-
Other Purchased Services (400-500 series)	-	-	-	-	-
General Supplies	-	-	-	-	-
Textbooks	-	-	-	-	-
Other Objects	-	-	-	-	-
Total Resource Room/Resource Center	107,359	-	107,359	106,359	1,000

Continued

**PATERSON PUBLIC SCHOOLS
 BLENDED RESOURCE FUND 15
 SCHEDULE OF BLENDED EXPENDITURES-BUDGET AND ACTUAL
 FOR THE FISCAL YEAR ENDED JUNE 30, 2009**

<u>School: No. 41 Dale Ave</u>	<u>Original Budget</u>	<u>Budget Transfers</u>	<u>Final Budget</u>	<u>Actual</u>	<u>Variance Final to Actual</u>
Autism:					
Salaries of Teachers		\$ 92,761	\$ 92,761	\$ 92,761	-
Other Salaries for Instruction	-	-	-	-	-
Purchased Professional-Educational Services	-	-	-	-	-
Purchased Technical Services	-	-	-	-	-
Other Purchased Services (400-500 series)	-	-	-	-	-
General Supplies	-	-	-	-	-
Textbooks	-	-	-	-	-
Other Objects	-	-	-	-	-
Total Autism	-	92,761	92,761	92,761	-
Preschool Disabilities - Part-Time:					
Salaries of Teachers	-	-	-	-	-
Other Salaries for Instruction	-	-	-	-	-
Purchased Professional-Educational Services	-	-	-	-	-
Purchased Technical Services	-	-	-	-	-
Other Purchased Services (400-500 series)	-	-	-	-	-
General Supplies	-	-	-	-	-
Textbooks	-	-	-	-	-
Other Objects	-	-	-	-	-
Total Preschool Disabilities - Part-Time	-	-	-	-	-
Preschool Disabilities - Full-Time:					
Salaries of Teachers	-	-	-	-	-
Other Salaries for Instruction	-	-	-	-	-
Purchased Professional-Educational Services	-	-	-	-	-
Purchased Technical Services	-	-	-	-	-
Other Purchased Services (400-500 series)	-	-	-	-	-
General Supplies	-	-	-	-	-
Textbooks	-	-	-	-	-
Other Objects	-	-	-	-	-
Total Preschool Disabilities - Full-Time:	-	-	-	-	-
Home Instruction:					
Salaries of Teachers	-	-	-	-	-
Other Salaries for Instruction	-	-	-	-	-
Purchased Professional-Educational Services	-	-	-	-	-
Purchased Technical Services	-	-	-	-	-
Other Purchased Services (400-500 series)	-	-	-	-	-
General Supplies	-	-	-	-	-
Textbooks	-	-	-	-	-
Other Objects	-	-	-	-	-
Total Home Instruction	-	-	-	-	-
Cognitive - Severe:					
Salaries of Teachers	-	-	-	-	-
Other Salaries for Instruction	-	-	-	-	-
Purchased Professional-Educational Services	-	-	-	-	-
Purchased Technical Services	-	-	-	-	-
Other Purchased Services (400-500 series)	-	-	-	-	-
General Supplies	-	-	-	-	-
Textbooks	-	-	-	-	-
Other Objects	-	-	-	-	-
Total Cognitive - Severe	-	-	-	-	-
TOTAL SPECIAL EDUCATION - INSTRUCTION	\$ 337,897	-	337,897	317,151	\$ 20,746

Continued

**PATERSON PUBLIC SCHOOLS
 BLENDED RESOURCE FUND 15
 SCHEDULE OF BLENDED EXPENDITURES-BUDGET AND ACTUAL
 FOR THE FISCAL YEAR ENDED JUNE 30, 2009**

<u>School: No. 41 Dale Ave</u>	<u>Original Budget</u>	<u>Budget Transfers</u>	<u>Final Budget</u>	<u>Actual</u>	<u>Variance Final to Actual</u>
Basic Skills/Remedial - Instruction					
Salaries of Teachers	-	-	-	-	-
Other Salaries for Instruction	-	-	-	-	-
Purchased Professional-Educational Services	-	-	-	-	-
Purchased Technical Services	-	-	-	-	-
Other Purchased Services (400-500 series)	-	-	-	-	-
General Supplies	-	-	-	-	-
Textbooks	-	-	-	-	-
Other Objects	-	-	-	-	-
Total Basic Skills/Remedial - Instruction	-	-	-	-	-
Bilingual Education - Instruction					
Salaries of Teachers	\$ 380,152	-	\$ 380,152	\$ 369,652	\$ 10,500
Other Salaries for Instruction	161,156	\$ 7,050	168,206	163,713	4,493
Purchased Professional-Educational Services	-	-	-	-	-
Purchased Technical Services	-	-	-	-	-
Other Purchased Services (400-500 series)	-	-	-	-	-
General Supplies	7,160	-	7,160	7,107	53
Textbooks	200	-	200	-	200
Other Objects	-	-	-	-	-
Total Bilingual Education - Instruction	548,668	7,050	555,718	540,472	15,246
Vocational Programs - Local - Instruction					
Salaries of Teachers	-	-	-	-	-
Other Salaries for Instruction	-	-	-	-	-
Purchased Professional-Educational Services	-	-	-	-	-
Purchased Technical Services	-	-	-	-	-
Other Purchased Services (400-500 series)	-	-	-	-	-
General Supplies	-	-	-	-	-
Textbooks	-	-	-	-	-
Other Objects	-	-	-	-	-
Total Vocational Programs - Local - Instruction	-	-	-	-	-
School-Spon. Cocurricular Actvts. - Inst.					
Salaries	-	-	-	-	-
Purchased Services (300-500 series)	-	-	-	-	-
Supplies and Materials	-	-	-	-	-
Other Objects	-	-	-	-	-
Transfers to Cover Deficit (Agency Funds)	-	-	-	-	-
Total School-Spon. Cocurricular Actvts. - Inst.	-	-	-	-	-
School-Spon. Cocurricular Athletics - Inst.					
Salaries	-	-	-	-	-
Purchased Services (300-500 series)	-	-	-	-	-
Supplies and Materials	-	-	-	-	-
Other Objects	-	-	-	-	-
Transfers to Cover Deficit (Agency Funds)	-	-	-	-	-
Total School-Spon. Cocurricular Athletics - Inst.	-	-	-	-	-
Other Instructional Programs - Instruction					
Salaries	-	-	-	-	-
Purchased Services (300-500 series)	-	-	-	-	-
Supplies and Materials	-	-	-	-	-
Other Objects	-	-	-	-	-
Transfers to Cover Deficit (Agency Funds)	-	-	-	-	-
Total Other Instructional Programs - Instruction	-	-	-	-	-

**PATERSON PUBLIC SCHOOLS
 BLENDED RESOURCE FUND 15
 SCHEDULE OF BLENDED EXPENDITURES-BUDGET AND ACTUAL
 FOR THE FISCAL YEAR ENDED JUNE 30, 2009**

<u>School: No. 41 Dale Ave</u>	<u>Original Budget</u>	<u>Budget Transfers</u>	<u>Final Budget</u>	<u>Actual</u>	<u>Variance Final to Actual</u>
Community Services Programs/Operations					
Salaries	-	-	-	-	-
Purchased Services (300-500 series)	-	-	-	-	-
Supplies and Materials	-	-	-	-	-
Other Objects	-	-	-	-	-
Transfers to Cover Deficit (Agency Funds)	-	-	-	-	-
Total Community Services/Operations	-	-	-	-	-
Total Instruction	<u>\$ 2,623,283</u>	<u>\$ (106,497)</u>	<u>\$ 2,516,786</u>	<u>\$ 2,467,110</u>	<u>\$ 49,676</u>
Undistributed Expenditures - Instruction:					
Tuition to Other LEAs Within the State - Regular	-	-	-	-	-
Tuition to Other LEAs Within the Stat - Special	-	-	-	-	-
Tuition to County Voc. School Dist. - Regular	-	-	-	-	-
Tuition to County Voc. School Dist. - Special	-	-	-	-	-
Tuition to CSSD & Regional Day Schools	-	-	-	-	-
Tuition to Private Schools for the Disabled - Within State	-	-	-	-	-
Tuition to Private Schools for the Disabled & Oth LEAS - Spl, O/S	-	-	-	-	-
Tuition - State Facilities	-	-	-	-	-
Tuition - Other	-	-	-	-	-
Total Undistributed Expenditures - Instruction:	-	-	-	-	-
Undistributed Expend. - Attend. & Social Work					
Salaries	114,307	(55,982)	58,325	46,618	11,707
Purchased Professional and Technical Services	-	-	-	-	-
Other Purchased Services (400-500 series)	-	-	-	-	-
Supplies and Materials	400	(350)	50	-	50
Other Objects	-	-	-	-	-
Total Undistributed Expend. - Attend. & Social Work	<u>114,707</u>	<u>(56,332)</u>	<u>58,375</u>	<u>46,618</u>	<u>11,757</u>
Undistributed Expenditures - Health Services					
Salaries	73,714	-	73,714	64,214	9,500
Purchased Professional and Technical Services	-	-	-	-	-
Other Purchased Services (400-500 series)	-	-	-	-	-
Supplies and Materials	300	-	300	243	57
Other Objects	-	-	-	-	-
Total Undistributed Expenditures - Health Services	<u>74,014</u>	<u>-</u>	<u>74,014</u>	<u>64,457</u>	<u>9,557</u>
Undist. Expend. - Other Supp. Serv. Students - Related Serv.					
Salaries	-	-	-	-	-
Purchased Professional - Educational Services	-	-	-	-	-
Supplies and Materials	-	-	-	-	-
Other Objects	-	-	-	-	-
Total Undist. Expend. - Other Supp. Serv. Students - Related Serv.	-	-	-	-	-
Undist. Expend. - Other Supp. Serv. Students - Extra Serv.					
Salaries	-	-	-	-	-
Purchased Professional - Educational Services	-	-	-	-	-
Supplies and Materials	-	-	-	-	-
Other Objects	-	-	-	-	-
Total Undist. Expend. - Other Supp. Serv. Students - Extra Serv.	-	-	-	-	-
Undist. Expend. - Other Supp. Serv. Students-Reg.					
Salaries	101,463	(46,996)	54,467	54,467	-
Salaries of Secretarial and Clerical Assistants	-	-	-	-	-
Other Salaries	-	-	-	-	-
Purchased Professional - Educational Services	-	-	-	-	-
Other Purchased Prof. and Tech. Services	-	-	-	-	-
Other Purchased Services (400-500 series)	-	-	-	-	-
Supplies and Materials	300	-	300	299	1
Other Objects	-	-	-	-	-
Total Undist. Expend. - Other Supp. Serv. Students-Reg.	<u>101,763</u>	<u>(46,996)</u>	<u>54,767</u>	<u>54,766</u>	<u>1</u>

Continued

**PATERSON PUBLIC SCHOOLS
 BLENDED RESOURCE FUND 15
 SCHEDULE OF BLENDED EXPENDITURES-BUDGET AND ACTUAL
 FOR THE FISCAL YEAR ENDED JUNE 30, 2009**

<u>School: No. 41 Dale Ave</u>	<u>Original Budget</u>	<u>Budget Transfers</u>	<u>Final Budget</u>	<u>Actual</u>	<u>Variance Final to Actual</u>
Undist. Expend. - Other Supp. Serv. Students -Spl.					
Salaries of Other Professional Staff	-	-	-	-	-
Salaries of Secretarial and Clerical Assistants	-	-	-	-	-
Other Salaries	-	-	-	-	-
Purchased Professional - Educational Services	-	-	-	-	-
Other Purchased Prof. and Tech. Services	-	-	-	-	-
Residential Costs	-	-	-	-	-
Mis. Pur. Serv.(400-500 series O/than Residential)	-	-	-	-	-
Supplies and Materials	-	-	-	-	-
Other Objects	-	-	-	-	-
Total Undist. Expend. - Other Supp. Serv. Students -Spl.	-	-	-	-	-
Undist. Expend. - Improvement of Inst. Serv.					
Salaries of Supervisor of Instruction	-	-	-	-	-
Salaries of Other Professional Staff	\$ 95,847	-	\$ 95,847	\$ 95,847	-
Salaries of Secr and Clerical Assist.	-	-	-	-	-
Other Salaries	-	-	-	-	-
Purchased Prof- Educational Services	-	-	-	-	-
Other Purch Prof. and Tech. Services	-	-	-	-	-
Other Purch Services (400-500)	-	-	-	-	-
Supplies and Materials	1,350	\$ (1,037)	313	310	\$ 3
Other Objects	-	-	-	-	-
Total Undist. Expend. - Improvement of Inst. Serv.	97,197	(1,037)	96,160	96,157	3
Undist. Expend. - Edu. Media Serv./Sch. Library					
Salaries	153,115	-	153,115	152,615	500
Purchased Professional and Technical Services	-	-	-	-	-
Other Purchased Services (400-500 series)	600	-	600	599	1
Supplies and Materials	3,000	-	3,000	2,986	14
Other Objects	-	-	-	-	-
Total Undist. Expend. - Edu. Media Serv./Sch. Library	156,715	-	156,715	156,200	515
Undist. Expend. - Instructional Staff Training Serv.					
Salaries of Supervisors of Instruction	-	-	-	-	-
Salaries of Other Professional Staff	-	-	-	-	-
Salaries of Secretarial and Clerical Assist	-	-	-	-	-
Other Salaries	-	-	-	-	-
Purchased Professional - Educational Serv	-	-	-	-	-
Other Purchased Prof. and Tech. Services	-	-	-	-	-
Other Purchased Services (400-500 series)	-	-	-	-	-
Supplies and Materials	-	1,037	1,037	-	1,037
Other Objects	-	-	-	-	-
Total Undist. Expend. - Instructional Staff Training Serv.	-	1,037	1,037	-	1,037
Undist. Expend. - Supp. Serv. - General Admin.					
Salaries	-	-	-	-	-
Legal Services	-	-	-	-	-
Other Purchased Professional Services	-	-	-	-	-
Purchased Technical Services	-	-	-	-	-
Communications/Telephone	-	-	-	-	-
Other Purchased Services (400-500 series)	-	-	-	-	-
Supplies and Materials	-	-	-	-	-
Judgements Against The School District	-	-	-	-	-
Miscellaneous Expenditures	-	-	-	-	-
Total Undist. Expend. - Supp. Serv. - General Admin.	-	-	-	-	-

**PATERSON PUBLIC SCHOOLS
BLENDED RESOURCE FUND 15
SCHEDULE OF BLENDED EXPENDITURES-BUDGET AND ACTUAL
FOR THE FISCAL YEAR ENDED JUNE 30, 2009**

<u>School: No. 41 Dale Ave</u>	<u>Original Budget</u>	<u>Budget Transfers</u>	<u>Final Budget</u>	<u>Actual</u>	<u>Variance Final to Actual</u>
Undist. Expend. - Support Serv. - School Admin.					
Salaries of Principals/Assistant Principals	\$ 88,900	-	\$ 88,900	\$ 88,900	-
Salaries of Other Professional Staff		-			-
Salaries of Secretarial and Clerical Assistants	90,075	-	90,075	80,741	\$ 9,334
Other Salaries		-			-
Purchased Professional and Technical Services		-			-
Other Purchased Services (400-500 series)		\$ 65	65		65
Supplies and Materials	5,000	(65)	4,935	3,120	1,815
Other Objects		-			-
Total Undist. Expend. - Support Serv. - School Admin.	<u>183,975</u>	<u>-</u>	<u>183,975</u>	<u>172,761</u>	<u>11,214</u>
Undist. Expend. - Allowable Maintenance for School Facilities					
Salaries	-	-	-	-	-
Cleaning, Repair, and Maintenance Services	-	-	-	-	-
General Supplies	-	-	-	-	-
Other Objects	-	-	-	-	-
Total Undist. Expend. - Allowable Maintenance for School Facilities	<u>-</u>	<u>-</u>	<u>-</u>	<u>-</u>	<u>-</u>
Undist. Expend. - Oth. Oper. & Maint. of Plant					
Salaries	51,011	-	51,011	51,011	-
Purchased Professional and Technical Services		-			-
Cleaning, Repair and Maintenance Services		-			-
Rental of land & Building Other than Lease Purchases		-			-
Other Purchased Property Services		-			-
Insurance		-			-
Miscellaneous Purchased Services		-			-
General Supplies	300	-	300		300
Energy (Energy and Electricity)		-			-
Other Objects	-	-	-	-	-
Total Undist. Expend. - Other Oper. & Maint. Of Plant	<u>51,311</u>	<u>-</u>	<u>51,311</u>	<u>51,011</u>	<u>300</u>
Total Undist. Expend. - Oper. & Maint. Of Plant	<u>51,311</u>	<u>-</u>	<u>51,311</u>	<u>51,011</u>	<u>300</u>
Undist. Expend. - Student Transportation Serv.					
Sal. For Pup. Trans. (Bet. Home and School) - Regular	-	-	-	-	-
Sal. For Pup. Trans. (Bet. Home and School) - Special	-	-	-	-	-
Sal. For Pup. Trans. (Other than Bet. Home and School)	-	-	-	-	-
Management Fees - ESC & CTSA Transportation Programs	-	-	-	-	-
Other Purchased Professional and Technical Services	-	-	-	-	-
Cleaning, Repair and Maintenance Services	-	-	-	-	-
Rental Payments - School Buses	-	-	-	-	-
Lease Purchase Payments - School Buses	-	-	-	-	-
Contract Services - (Between Home and School) - Vendors	-	-	-	-	-
Contr Serv (Oth. than Bet Home & Sch)-Vend	-	1,575	1,575	-	1,575
Contract Services - (Between Home and Sch) - Joint Agrmts	-	-	-	-	-
Contr Serv (Spl. Ed. Students) - Vendors	-	-	-	-	-
Contr Serv (Spl. Ed. Students) - Joint Agrmt	-	-	-	-	-
Contr Serv (Regular Students) - ESCs & CTSA	-	-	-	-	-
Contr Serv (Spl. Ed. Students) - ESCs & CTSA	-	-	-	-	-
Contr Serv. - Aid in Lieu Payments	-	-	-	-	-
Misc. Purchased Serv. - Transportation	-	-	-	-	-
Supplies and Materials	-	-	-	-	-
Miscellaneous Expenditures	-	-	-	-	-
Total Undist. Expend. - Student Transportation Serv.	<u>-</u>	<u>1,575</u>	<u>1,575</u>	<u>-</u>	<u>1,575</u>

Continued

**PATERSON PUBLIC SCHOOLS
BLENDED RESOURCE FUND 15
SCHEDULE OF BLENDED EXPENDITURES-BUDGET AND ACTUAL
FOR THE FISCAL YEAR ENDED JUNE 30, 2009**

<u>School: No. 41 Dale Ave</u>	<u>Original Budget</u>	<u>Budget Transfers</u>	<u>Final Budget</u>	<u>Actual</u>	<u>Variance Final to Actual</u>
Undist. Expend. - Business and Other Support Serv.					
Increase in Sale/Lease-back Reserve	-	-	-	-	-
Salaries	-	-	-	-	-
Purchased Professional Services	-	-	-	-	-
Purchased Technical Services	-	-	-	-	-
Other Purchased Services (400-500 series Oth Residential Costs)	-	-	-	-	-
Sale/Lease-back Payments	-	-	-	-	-
Supplies and Materials	-	-	-	-	-
Interest on Current Loan	-	-	-	-	-
Interest on Lease Purchase Agreements	-	-	-	-	-
Miscellaneous Expenditures	-	-	-	-	-
Total Undist. Expend. - Business and Other Support Serv.	-	-	-	-	-
UNALLOCATED BENEFITS					
Group Insurance	-	-	-	-	-
Social Security Contributions	\$ 66,348	\$ 15,819	\$ 82,167	\$ 68,181	\$ 13,986
T.P.A.F. Contributions - ERIP	-	-	-	-	-
Other Retirement Contributions - Regular	-	-	-	-	-
Other Retirement Contributions - ERIP	-	-	-	-	-
Unemployment Compensation	-	-	-	-	-
Workmen's Compensation	-	-	-	-	-
Health Benefits	713,328	-	713,328	635,512	77,816
Tuition Reimbursement	-	-	-	-	-
Other Employee Benefits	-	350	350	70	280
TOTAL UNALLOCATED BENEFITS	779,676	16,169	795,845	703,763	92,082
On-behalf TPAF pension Contributions (non-budgeted)	-	-	-	-	-
Reimbursed TPAF Social Security Contributions (non-budgeted)	-	-	-	-	-
TOTAL ON-BEHALF CONTRIBUTIONS	-	-	-	-	-
TOTAL PERSONAL SERVICES - EMPLOYEE BENEFITS	779,676	16,169	795,845	703,763	92,082
Undistributed Expenditures - Food Services					
Transfers to Cover Deficit (Enterprise Fund)	-	-	-	-	-
TOTAL UNDISTRIBUTED EXPENDITURES	1,559,358	(85,584)	1,473,774	1,345,733	128,041
TOTAL SCHOOL BASED BUDGET CURRENT EXPENSE	4,182,641	(192,081)	3,990,560	3,812,843	177,717
CAPITAL OUTLAY					
Equipment					
Regular Program - Instruction:					
Kindergarten	-	-	-	-	-
Grades 1-5	-	-	-	-	-
Grades 6-8	-	-	-	-	-
Grades 9-12	-	-	-	-	-
Home Instruction	-	-	-	-	-
Special Education - Instruction:					
Cognitive - Mild	-	-	-	-	-
Cognitive - Moderate	-	-	-	-	-
Learning and/or Language Disabilities	-	-	-	-	-
Visual Impairments	-	-	-	-	-
Auditory impairments	-	-	-	-	-
Behavioral Disabilities	-	-	-	-	-
Multiple Disabilities	-	-	-	-	-
Resource Room/Resource Center	-	-	-	-	-
Autism	-	-	-	-	-
Preschool Disabilities - Part-Time	-	-	-	-	-
Preschool Disabilities - Full-Time	-	-	-	-	-
Home Instruction	-	-	-	-	-
Cognitive - Severe	-	-	-	-	-

Continued

PATERSON PUBLIC SCHOOLS
BLENDED RESOURCE FUND 15
SCHEDULE OF BLENDED EXPENDITURES-BUDGET AND ACTUAL
FOR THE FISCAL YEAR ENDED JUNE 30, 2009

<u>School: No. 41 Dale Ave</u>	Original Budget	Budget Transfers	Final Budget	Actual	Variance Final to Actual
Basic Skills/Remedial - Instruction	-	-	-	-	-
Bilingual Education - Instruction	-	-	-	-	-
Vocational Programs - Local - Instruction	-	-	-	-	-
School-Sponsored and Other Instructional Program	-	-	-	-	-
Undistributed Expenditures - Instruction	-	-	-	-	-
Undist.Expend.-Support Serv.-Students - Reg.	-	-	-	-	-
Undist.Expend.-Support Serv. - Related & Extraordinary	-	-	-	-	-
Undist.Expend.-Support Serv.-Students - Special	-	-	-	-	-
Undist.Expend.-Support Serv. - Inst. Staff	-	-	-	-	-
Undistributed Expenditures - General Admin.	-	-	-	-	-
Undistributed Expenditures - School Admin.	-	-	-	-	-
Undistributed Expenditures - Operation of Plant Services	-	-	-	-	-
Undistributed Expenditures - Student Trans. - Non Inst. Equip	-	-	-	-	-
School Buses - Regular	-	-	-	-	-
School Buses - Special	-	-	-	-	-
Undistributed Expenditures - Business/Other Support Serv.	-	-	-	-	-
Undistributed Expenditures - Non Inst. Serv.	-	-	-	-	-
Special Schools (All Programs)	-	-	-	-	-
Total Equipment	-	-	-	-	-
Facilities Acquisition and Construction Services	-	-	-	-	-
Salaries	-	-	-	-	-
Legal Services	-	-	-	-	-
Other Purchased Prof. and Tech. Services	-	-	-	-	-
Construction Services	-	-	-	-	-
General Supplies	-	-	-	-	-
Land and Improvements	-	-	-	-	-
Lease Purchase Agreements - Principal	-	-	-	-	-
Buildings Other than Lease Purchase Agreement	-	-	-	-	-
Other Objects	-	-	-	-	-
Facilities Grant - Transfer to Special Revenue	-	-	-	-	-
Total Facilities Acquisition and Construction Services	-	-	-	-	-
Capital Reserve - Transfer to Capital Projects	-	-	-	-	-
Capital Reserve - Transfer to Debt Service	-	-	-	-	-
Assets Acquired Under Capital Leases (non-budgeted)	-	-	-	-	-
Undistributed Expenditures:	-	-	-	-	-
General Administration	-	-	-	-	-
School Administration	-	-	-	-	-
Assets Acquired Under Capital Leases (non-budgeted)	-	-	-	-	-
TOTAL CAPITAL OUTLAY	-	-	-	-	-
SPECIAL SCHOOLS	-	-	-	-	-
Summer School - Instruction	-	-	-	-	-
Salaries of Teachers	-	-	-	-	-
Other Salaries for Instruction	-	-	-	-	-
Purchased Professional and Technical Services	-	-	-	-	-
Other Purchased Services (400-500 series)	-	-	-	-	-
General Supplies	-	-	-	-	-
Textbooks	-	-	-	-	-
Other Objects	-	-	-	-	-
Total Summer School - Instruction	-	-	-	-	-

Continued

**PATERSON PUBLIC SCHOOLS
 BLENDED RESOURCE FUND 15
 SCHEDULE OF BLENDED EXPENDITURES-BUDGET AND ACTUAL
 FOR THE FISCAL YEAR ENDED JUNE 30, 2009**

<u>School: No. 41 Dale Ave</u>	<u>Original Budget</u>	<u>Budget Transfers</u>	<u>Final Budget</u>	<u>Actual</u>	<u>Variance Final to Actual</u>
Summer School - Support Services					
Salaries	-	-	-	-	-
Personal Services - Employee Benefits	-	-	-	-	-
Purchased Professional and Technical Services	-	-	-	-	-
Other Purchased Services (400-500 series)	-	-	-	-	-
Supplies and Materials	-	-	-	-	-
Other Objects	-	-	-	-	-
Total Summer School - Support Services	-	-	-	-	-
Total Summer School	-	-	-	-	-
Other Special Schools - Instruction					
Salaries of Teachers	-	-	-	-	-
Other Salaries for Instruction	-	-	-	-	-
Purchased Professional and Technical Services	-	-	-	-	-
Other Purchased Services (400-500 series)	-	-	-	-	-
General Supplies	-	-	-	-	-
Textbooks	-	-	-	-	-
Other Objects	-	-	-	-	-
Total Other Special Schools - Instruction	-	-	-	-	-
Other Special Schools - Support Services					
Salaries	-	-	-	-	-
Personal Services - Employee Benefits	-	-	-	-	-
Purchased Professional and Technical Services	-	-	-	-	-
Other Purchased Services (400-500 series)	-	-	-	-	-
Supplies and Materials	-	-	-	-	-
Other Objects	-	-	-	-	-
Total Other Special Schools - Support Services	-	-	-	-	-
Total Other Special Schools	-	-	-	-	-
Accred. Even./Adult H.S./Post-Grad.-Inst.					
Salaries of Teachers	-	-	-	-	-
Other Salaries for Instruction	-	-	-	-	-
Purchased Professional and Technical Services	-	-	-	-	-
Other Purchased Services (400-500 series)	-	-	-	-	-
General Supplies	-	-	-	-	-
Textbooks	-	-	-	-	-
Other Objects	-	-	-	-	-
Total Accred. Even./Adult H.S./Post-Grad.-Inst.	-	-	-	-	-
Accred. Even./Adult H.S./Post-Grad.-Supp. Service					
Salaries	-	-	-	-	-
Personal Services - Employee Benefits	-	-	-	-	-
Purchased Professional and Technical Services	-	-	-	-	-
Other Purchased Services (400-500 series)	-	-	-	-	-
Supplies and Materials	-	-	-	-	-
Other Objects	-	-	-	-	-
Total Accred. Even./Adult H.S./Post-Grad.-Supp. Service	-	-	-	-	-
Total Accred. Even./Adult H.S./Post-Grad.	-	-	-	-	-
Adult Education-Local-Instruction					
Salaries of Teachers	-	-	-	-	-
Other Salaries for Instruction	-	-	-	-	-
Purchased Professional and Technical Services	-	-	-	-	-
Other Purchased Services (400-500 series)	-	-	-	-	-
General Supplies	-	-	-	-	-
Textbooks	-	-	-	-	-
Other Objects	-	-	-	-	-
Total Adult Education-Local-Instruction	-	-	-	-	-

**PATERSON PUBLIC SCHOOLS
 BLENDED RESOURCE FUND 15
 SCHEDULE OF BLENDED EXPENDITURES-BUDGET AND ACTUAL
 FOR THE FISCAL YEAR ENDED JUNE 30, 2009**

<u>School: No. 41 Dale Ave</u>	<u>Original Budget</u>	<u>Budget Transfers</u>	<u>Final Budget</u>	<u>Actual</u>	<u>Variance Final to Actual</u>
Adult Education-Local -Support Serv.					
Salaries	-	-	-	-	-
Personal Services - Employee Benefits	-	-	-	-	-
Purchased Professional and Technical Services	-	-	-	-	-
Other Purchased Services (400-500 series)	-	-	-	-	-
Supplies and Materials	-	-	-	-	-
Other Objects	-	-	-	-	-
Total Adult Education-Local -Support Serv.	-	-	-	-	-
Total Adult Education-Local	-	-	-	-	-
Vocational Evening-Local-Instruction					
Salaries of Teachers	-	-	-	-	-
Other Salaries for Instruction	-	-	-	-	-
Purchased Professional and Technical Services	-	-	-	-	-
Other Purchased Services (400-500 series)	-	-	-	-	-
General Supplies	-	-	-	-	-
Textbooks	-	-	-	-	-
Other Objects	-	-	-	-	-
Total Vocational Evening-Local-Instruction	-	-	-	-	-
Vocational Evening-Local-Support Serv.					
Salaries	-	-	-	-	-
Personal Services - Employee Benefits	-	-	-	-	-
Purchased Professional and Technical Services	-	-	-	-	-
Other Purchased Services (400-500 series)	-	-	-	-	-
Supplies and Materials	-	-	-	-	-
Other Objects	-	-	-	-	-
Total Vocational Evening-Local-Support Serv.	-	-	-	-	-
Total Vocational Evening-Local	-	-	-	-	-
Even.-Sch.-Foreign-Born-Local-Inst.					
Salaries of Teachers	-	-	-	-	-
Other Salaries for Instruction	-	-	-	-	-
Purchased Professional and Technical Services	-	-	-	-	-
Other Purchased Services (400-500 series)	-	-	-	-	-
General Supplies	-	-	-	-	-
Textbooks	-	-	-	-	-
Other Objects	-	-	-	-	-
Total Even.-Sch.-Foreign-Born-Local-Inst.	-	-	-	-	-
Even.-Sch.-Foreign-Born-Local-Sup. Serv.					
Salaries	-	-	-	-	-
Personal Services - Employee Benefits	-	-	-	-	-
Purchased Professional and Technical Services	-	-	-	-	-
Other Purchased Services (400-500 series)	-	-	-	-	-
Supplies and Materials	-	-	-	-	-
Other Objects	-	-	-	-	-
Total Even.-Sch.-Foreign-Born-Local-Sup. Serv.	-	-	-	-	-
Total Even.-Sch.-Foreign-Born-Local	-	-	-	-	-
TOTAL SPECIAL SCHOOLS	-	-	-	-	-
Transfer of Funds to Charter Schools	-	-	-	-	-
TOTAL SCHOOL BASED EXPENDITURES	\$ 4,182,641	\$ (192,081)	\$ 3,990,560	\$ 3,812,843	\$ 177,717

Continued

**PATERSON PUBLIC SCHOOLS
 BLENDED RESOURCE FUND 15
 SCHEDULE OF BLENDED EXPENDITURES-BUDGET AND ACTUAL
 FOR THE FISCAL YEAR ENDED JUNE 30, 2009**

<u>School: No. 41 Dale Ave</u>	<u>Original Budget</u>	<u>Budget Transfers</u>	<u>Final Budget</u>	<u>Actual</u>	<u>Variance Final to Actual</u>
Other Financing Sources:					
Operating Transfer In	\$ 4,182,641	\$ (192,081)	\$ 3,990,560	\$ 3,812,843	\$ 177,717
Operating Transfer Out:					
Transfer to Food Service Fund - Board Contribution	-	-	-	-	-
Capital Leases (non-budgeted)	-	-	-	-	-
Total Other Financing Sources:	<u>4,182,641</u>	<u>(192,081)</u>	<u>3,990,560</u>	<u>3,812,843</u>	<u>177,717</u>
Excess (Deficiency) of Other Financing Sources Over (Under) Expenditures and Other Financing (Uses)	-	-	-	-	-
Fund Balance, July 1	-	-	-	-	-
Fund Balance, June 30	<u>\$ -</u>	<u>\$ -</u>	<u>\$ -</u>	<u>\$ -</u>	<u>\$ -</u>

**PATERSON PUBLIC SCHOOLS
 BLENDED RESOURCE FUND 15
 SCHEDULE OF BLENDED EXPENDITURES-BUDGET AND ACTUAL
 FOR THE FISCAL YEAR ENDED JUNE 30, 2009**

<u>School: No. 55 INTERNATIONAL</u>	<u>Original Budget</u>	<u>Budget Transfers</u>	<u>Final Budget</u>	<u>Actual</u>	<u>Variance Final to Actual</u>
REGULAR PROGRAMS - INSTRUCTION					
Regular Programs - Instruction					
Kindergarten - Salaries of Teachers	-	-	-	-	-
Grades 1-5 - Salaries of Teachers	-	-	-	-	-
Grades 6-8 - Salaries of Teachers	-	-	-	-	-
Grades 9-12 - Salaries of Teachers	\$ 1,863,305	-	\$ 1,735,143	\$ 1,729,143	\$ 6,000
Regular Programs - Home Instruction:					
Salaries of Teachers					-
Other Salaries for Instruction					-
Purchased Professional -Educational Services					-
Purchased Technical Services					-
Other Purchased Services (400-500 series)					-
General Supplies					-
Textbooks					-
Other Objects					-
Regular Programs - Undistributed Instruction					
Other Salaries for Instruction					-
Purchased Professional-Educational Services	1,500		39,000		39,000
Purchased Technical Services					-
Other Purchased Services (400-500 series)			1,625	1,612	13
General Supplies	78,498	\$ (36,631)	41,867	40,861	1,006
Textbooks	25,000	(1,625)	23,375	22,516	859
Other Objects	1,500	6,000	7,500		7,500
TOTAL REGULAR PROGRAMS - INSTRUCTION	<u>1,969,803</u>	<u>(121,293)</u>	<u>1,848,510</u>	<u>1,794,132</u>	<u>54,378</u>
SPECIAL EDUCATION - INSTRUCTION					
Cognitive - Mild:					
Salaries of Teachers	-	-	-	-	-
Other Salaries for Instruction	-	-	-	-	-
Purchased Professional-Educational Services	-	-	-	-	-
Purchased Technical Services	-	-	-	-	-
Other Purchased Services (400-500 series)	-	-	-	-	-
General Supplies	-	-	-	-	-
Textbooks	-	-	-	-	-
Other Objects	-	-	-	-	-
Total Cognitive - Mild	<u>-</u>	<u>-</u>	<u>-</u>	<u>-</u>	<u>-</u>
Cognitive - Moderate:					
Salaries of Teachers	-	-	-	-	-
Other Salaries for Instruction	-	-	-	-	-
Purchased Professional-Educational Services	-	-	-	-	-
Purchased Technical Services	-	-	-	-	-
Other Purchased Services (400-500 series)	-	-	-	-	-
General Supplies	-	-	-	-	-
Textbooks	-	-	-	-	-
Other Objects	-	-	-	-	-
Total Cognitive - Moderate	<u>-</u>	<u>-</u>	<u>-</u>	<u>-</u>	<u>-</u>
Learning and/or Language Disabilities:					
Salaries of Teachers	-	-	-	-	-
Other Salaries for Instruction	-	-	-	-	-
Purchased Professional-Educational Services	-	-	-	-	-
Purchased Technical Services	-	-	-	-	-
Other Purchased Services (400-500 series)	-	-	-	-	-
General Supplies	-	-	-	-	-
Textbooks	-	-	-	-	-
Other Objects	-	-	-	-	-
Total Learning and/or Language Disabilities	<u>-</u>	<u>-</u>	<u>-</u>	<u>-</u>	<u>-</u>

Continued

**PATERSON PUBLIC SCHOOLS
 BLENDED RESOURCE FUND 15
 SCHEDULE OF BLENDED EXPENDITURES-BUDGET AND ACTUAL
 FOR THE FISCAL YEAR ENDED JUNE 30, 2009**

<u>School: No. 55 INTERNATIONAL</u>	Original Budget	Budget Transfers	Final Budget	Actual	Variance Final to Actual
Visual Impairments:					
Salaries of Teachers	-	-	-	-	-
Other Salaries for Instruction	-	-	-	-	-
Purchased Professional-Educational Services	-	-	-	-	-
Purchased Technical Services	-	-	-	-	-
Other Purchased Services (400-500 series)	-	-	-	-	-
General Supplies	-	-	-	-	-
Textbooks	-	-	-	-	-
Other Objects	-	-	-	-	-
Total Visual Impairments	-	-	-	-	-
Auditory Impairments:					
Salaries of Teachers	\$ 155,895	\$ (148,726)	\$ 7,169	\$ 6,669	\$ 500
Other Salaries for Instruction	-	-	-	-	-
Purchased Professional-Educational Services	-	-	-	-	-
Purchased Technical Services	-	-	-	-	-
Other Purchased Services (400-500 series)	-	-	-	-	-
General Supplies	400	-	400	-	400
Textbooks	-	-	-	-	-
Other Objects	-	-	-	-	-
Total Auditory Impairments	156,295	(148,726)	7,569	6,669	900
Behavioral Disabilities:					
Salaries of Teachers	-	-	-	-	-
Other Salaries for Instruction	-	-	-	-	-
Purchased Professional-Educational Services	-	-	-	-	-
Purchased Technical Services	-	-	-	-	-
Other Purchased Services (400-500 series)	-	-	-	-	-
General Supplies	-	-	-	-	-
Textbooks	-	-	-	-	-
Other Objects	-	-	-	-	-
Total Behavioral Disabilities	-	-	-	-	-
Multiple Disabilities:					
Salaries of Teachers	-	-	-	-	-
Other Salaries for Instruction	-	-	-	-	-
Purchased Professional-Educational Services	-	-	-	-	-
Purchased Technical Services	-	-	-	-	-
Other Purchased Services (400-500 series)	-	-	-	-	-
General Supplies	-	-	-	-	-
Textbooks	-	-	-	-	-
Other Objects	-	-	-	-	-
Total Multiple Disabilities	-	-	-	-	-
Resource Room/Resource Center:					
Salaries of Teachers	94,975	-	266,634	266,634	-
Other Salaries for Instruction	60,000	-	-	-	-
Purchased Professional-Educational Services	-	-	-	-	-
Purchased Technical Services	-	-	-	-	-
Other Purchased Services (400-500 series)	-	-	-	-	-
General Supplies	2,000	-	2,000	1,929	71
Textbooks	1,200	-	1,200	880	320
Other Objects	-	-	-	-	-
Total Resource Room/Resource Center	158,175	111,659	269,834	269,443	391

PATERSON PUBLIC SCHOOLS
BLENDED RESOURCE FUND 15
SCHEDULE OF BLENDED EXPENDITURES-BUDGET AND ACTUAL
FOR THE FISCAL YEAR ENDED JUNE 30, 2009

<u>School: No. 55 INTERNATIONAL</u>	<u>Original Budget</u>	<u>Budget Transfers</u>	<u>Final Budget</u>	<u>Actual</u>	<u>Variance Final to Actual</u>
Autism:					
Salaries of Teachers	-	-	-	-	-
Other Salaries for Instruction	-	-	-	-	-
Purchased Professional-Educational Services	-	-	-	-	-
Purchased Technical Services	-	-	-	-	-
Other Purchased Services (400-500 series)	-	-	-	-	-
General Supplies	-	-	-	-	-
Textbooks	-	-	-	-	-
Other Objects	-	-	-	-	-
Total Autism	-	-	-	-	-
Preschool Disabilities - Part-Time:					
Salaries of Teachers	-	-	-	-	-
Other Salaries for Instruction	-	-	-	-	-
Purchased Professional-Educational Services	-	-	-	-	-
Purchased Technical Services	-	-	-	-	-
Other Purchased Services (400-500 series)	-	-	-	-	-
General Supplies	-	-	-	-	-
Textbooks	-	-	-	-	-
Other Objects	-	-	-	-	-
Total Preschool Disabilities - Part-Time	-	-	-	-	-
Preschool Disabilities - Full-Time:					
Salaries of Teachers	-	-	-	-	-
Other Salaries for Instruction	-	-	-	-	-
Purchased Professional-Educational Services	-	-	-	-	-
Purchased Technical Services	-	-	-	-	-
Other Purchased Services (400-500 series)	-	-	-	-	-
General Supplies	-	-	-	-	-
Textbooks	-	-	-	-	-
Other Objects	-	-	-	-	-
Total Preschool Disabilities - Full-Time:	-	-	-	-	-
Home Instruction:					
Salaries of Teachers	-	-	-	-	-
Other Salaries for Instruction	-	-	-	-	-
Purchased Professional-Educational Services	-	-	-	-	-
Purchased Technical Services	-	-	-	-	-
Other Purchased Services (400-500 series)	-	-	-	-	-
General Supplies	-	-	-	-	-
Textbooks	-	-	-	-	-
Other Objects	-	-	-	-	-
Total Home Instruction	-	-	-	-	-
Cognitive - Severe:					
Salaries of Teachers	-	-	-	-	-
Other Salaries for Instruction	-	-	-	-	-
Purchased Professional-Educational Services	-	-	-	-	-
Purchased Technical Services	-	-	-	-	-
Other Purchased Services (400-500 series)	-	-	-	-	-
General Supplies	-	-	-	-	-
Textbooks	-	-	-	-	-
Other Objects	-	-	-	-	-
Total Cognitive - Severe	-	-	-	-	-
TOTAL SPECIAL EDUCATION - INSTRUCTION	\$ 314,470	\$ (37,067)	\$ 277,403	\$ 276,112	\$ 1,291

Continued

PATERSON PUBLIC SCHOOLS
BLENDED RESOURCE FUND 15
SCHEDULE OF BLENDED EXPENDITURES-BUDGET AND ACTUAL
FOR THE FISCAL YEAR ENDED JUNE 30, 2009

<u>School: No. 55 INTERNATIONAL</u>	<u>Original Budget</u>	<u>Budget Transfers</u>	<u>Final Budget</u>	<u>Actual</u>	<u>Variance Final to Actual</u>
Basic Skills/Remedial - Instruction					
Salaries of Teachers	-	-	-	-	-
Other Salaries for Instruction	-	-	-	-	-
Purchased Professional-Educational Services	-	-	-	-	-
Purchased Technical Services	-	-	-	-	-
Other Purchased Services (400-500 series)	-	-	-	-	-
General Supplies	-	-	-	-	-
Textbooks	-	-	-	-	-
Other Objects	-	-	-	-	-
Total Basic Skills/Remedial - Instruction	-	-	-	-	-
Bilingual Education - Instruction					
Salaries of Teachers	\$ 100,092	\$ 50,000	\$ 150,092	\$ 103,657	\$ 46,435
Other Salaries for Instruction	-	-	-	-	-
Purchased Professional-Educational Services	-	-	-	-	-
Purchased Technical Services	-	-	-	-	-
Other Purchased Services (400-500 series)	-	-	-	-	-
General Supplies	550	-	550	-	550
Textbooks	750	-	750	-	750
Other Objects	-	-	-	-	-
Total Bilingual Education - Instruction	101,392	50,000	151,392	103,657	47,735
Vocational Programs - Local - Instruction					
Salaries of Teachers	-	-	-	-	-
Other Salaries for Instruction	-	-	-	-	-
Purchased Professional-Educational Services	-	-	-	-	-
Purchased Technical Services	-	-	-	-	-
Other Purchased Services (400-500 series)	-	-	-	-	-
General Supplies	-	-	-	-	-
Textbooks	-	-	-	-	-
Other Objects	-	-	-	-	-
Total Vocational Programs - Local - Instruction	-	-	-	-	-
School-Spon. Cocurricular Actvts. - Inst.					
Salaries	-	-	-	-	-
Purchased Services (300-500 series)	-	-	-	-	-
Supplies and Materials	-	-	-	-	-
Other Objects	-	-	-	-	-
Transfers to Cover Deficit (Agency Funds)	-	-	-	-	-
Total School-Spon. Cocurricular Actvts. - Inst.	-	-	-	-	-
School-Spon. Cocurricular Athletics - Inst.					
Salaries	-	-	-	-	-
Purchased Services (300-500 series)	-	-	-	-	-
Supplies and Materials	-	-	-	-	-
Other Objects	-	-	-	-	-
Transfers to Cover Deficit (Agency Funds)	-	-	-	-	-
Total School-Spon. Cocurricular Athletics - Inst.	-	-	-	-	-
Other Instructional Programs - Instruction					
Salaries	-	-	-	-	-
Purchased Services (300-500 series)	-	-	-	-	-
Supplies and Materials	-	-	-	-	-
Other Objects	-	-	-	-	-
Transfers to Cover Deficit (Agency Funds)	-	-	-	-	-
Total Other Instructional Programs - Instruction	-	-	-	-	-

Continued

PATERSON PUBLIC SCHOOLS
BLENDED RESOURCE FUND 15
SCHEDULE OF BLENDED EXPENDITURES-BUDGET AND ACTUAL
FOR THE FISCAL YEAR ENDED JUNE 30, 2009

<u>School: No. 55 INTERNATIONAL</u>	Original Budget	Budget Transfers	Final Budget	Actual	Variance Final to Actual
Community Services Programs/Operations					
Salaries	-	-	-	-	-
Purchased Services (300-500 series)	-	-	-	-	-
Supplies and Materials	-	-	-	-	-
Other Objects	-	-	-	-	-
Transfers to Cover Deficit (Agency Funds)	-	-	-	-	-
Total Community Services/Operations	-	-	-	-	-
Total Instruction	\$ 2,385,665	\$ (108,360)	\$ 2,277,305	\$ 2,173,901	\$ 103,404
Undistributed Expenditures - Instruction:					
Tuition to Other LEAs Within the State - Regular	-	-	-	-	-
Tuition to Other LEAs Within the Stat - Special	-	-	-	-	-
Tuition to County Voc. School Dist. - Regular	-	-	-	-	-
Tuition to County Voc. School Dist. - Special	-	-	-	-	-
Tuition to CSSD & Regional Day Schools	-	-	-	-	-
Tuition to Private Schools for the Disabled - Within State	-	-	-	-	-
Tuition to Private Schools for the Disabled & Oth LEAS - Spl, O/S	-	-	-	-	-
Tuition - State Facilities	-	-	-	-	-
Tuition - Other	-	-	-	-	-
Total Undistributed Expenditures - Instruction:	-	-	-	-	-
Undistributed Expend. - Attend. & Social Work					
Salaries	8,700	-	8,700	4,447	4,253
Purchased Professional and Technical Services	-	-	-	-	-
Other Purchased Services (400-500 series)	-	-	-	-	-
Supplies and Materials	400	-	400	-	400
Other Objects	-	-	-	-	-
Total Undistributed Expend. - Attend. & Social Work	9,100	-	9,100	4,447	4,653
Undistributed Expenditures - Health Services					
Salaries	157,624	-	62,368	62,368	-
Purchased Professional and Technical Services	-	-	-	-	-
Other Purchased Services (400-500 series)	-	-	-	-	-
Supplies and Materials	3,150	-	3,150	156	2,994
Other Objects	-	-	-	-	-
Total Undistributed Expenditures - Health Services	160,774	(95,256)	65,518	62,524	2,994
Undist. Expend. - Other Supp. Serv. Students - Related Serv.					
Salaries	-	-	-	-	-
Purchased Professional - Educational Services	-	-	-	-	-
Supplies and Materials	-	-	-	-	-
Other Objects	-	-	-	-	-
Total Undist. Expend. - Other Supp. Serv. Students - Related Serv.	-	-	-	-	-
Undist. Expend. - Other Supp. Serv. Students - Extra Serv.					
Salaries	-	-	-	-	-
Purchased Professional - Educational Services	-	-	-	-	-
Supplies and Materials	-	-	-	-	-
Other Objects	-	-	-	-	-
Total Undist. Expend. - Other Supp. Serv. Students - Extra Serv.	-	-	-	-	-
Undist. Expend. - Other Supp. Serv. Students-Reg.					
Salaries	62,848	-	158,909	154,552	4,357
Salaries of Secretarial and Clerical Assistants	30,000	-	30,000	23,103	6,897
Other Salaries	-	-	-	-	-
Purchased Professional - Educational Services	-	-	-	-	-
Other Purchased Prof. and Tech. Services	-	-	-	-	-
Other Purchased Services (400-500 series)	-	-	-	-	-
Supplies and Materials	1,000	-	1,000	826	174
Other Objects	-	-	-	-	-
Total Undist. Expend. - Other Supp. Serv. Students-Reg.	93,848	96,061	189,909	178,481	11,428

Continued

PATERSON PUBLIC SCHOOLS
BLENDED RESOURCE FUND 15
SCHEDULE OF BLENDED EXPENDITURES-BUDGET AND ACTUAL
FOR THE FISCAL YEAR ENDED JUNE 30, 2009

<u>School: No. 55 INTERNATIONAL</u>	<u>Original Budget</u>	<u>Budget Transfers</u>	<u>Final Budget</u>	<u>Actual</u>	<u>Variance Final to Actual</u>
Undist. Expend. - Other Supp. Serv. Students -Spl.					
Salaries of Other Professional Staff	-	-	-	-	-
Salaries of Secretarial and Clerical Assistants	-	-	-	-	-
Other Salaries	-	-	-	-	-
Purchased Professional - Educational Services	-	-	-	-	-
Other Purchased Prof. and Tech. Services	-	-	-	-	-
Residential Costs	-	-	-	-	-
Mis. Pur. Serv.(400-500 series O/than Residential)	-	-	-	-	-
Supplies and Materials	-	-	-	-	-
Other Objects	-	-	-	-	-
Total Undist. Expend. - Other Supp. Serv. Students -Spl.	-	-	-	-	-
Undist. Expend. - Improvement of Inst. Serv.					
Salaries of Supervisor of Instruction	-	-	-	-	-
Salaries of Other Professional Staff	-	-	-	-	-
Salaries of Secr and Clerical Assist.	-	-	-	-	-
Other Salaries	-	-	-	-	-
Purchased Prof- Educational Services	-	-	-	-	-
Other Purch Prof. and Tech. Services	-	-	-	-	-
Other Purch Services (400-500)	-	-	-	-	-
Supplies and Materials	-	-	-	-	-
Other Objects	-	-	-	-	-
Total Undist. Expend. - Improvement of Inst. Serv.	-	-	-	-	-
Undist. Expend. - Edu. Media Serv./Sch. Library					
Salaries	\$ 61,655	\$ 50,588	\$ 112,243	\$ 112,201	\$ 42
Purchased Professional and Technical Services	-	-	-	-	-
Other Purchased Services (400-500 series)	-	-	-	-	-
Supplies and Materials	62,000	(2,500)	59,500	53,849	5,651
Other Objects	-	-	-	-	-
Total Undist. Expend. - Edu. Media Serv./Sch. Library	123,655	48,088	171,743	166,050	5,693
Undist. Expend. - Instructional Staff Training Serv.					
Salaries of Supervisors of Instruction	-	-	-	-	-
Salaries of Other Professional Staff	-	-	-	-	-
Salaries of Secretarial and Clerical Assist	-	-	-	-	-
Other Salaries	-	-	-	-	-
Purchased Professional - Educational Serv	4,000	(4,000)	-	-	-
Other Purchased Prof. and Tech. Services	-	-	-	-	-
Other Purchased Services (400-500 series)	-	2,232	2,232	-	2,232
Supplies and Materials	1,000	(1,000)	-	-	-
Other Objects	-	-	-	-	-
Total Undist. Expend. - Instructional Staff Training Serv.	5,000	(2,768)	2,232	-	2,232
Undist. Expend. - Supp. Serv. - General Admin.					
Salaries	-	-	-	-	-
Legal Services	-	-	-	-	-
Other Purchased Professional Services	-	-	-	-	-
Purchased Technical Services	-	-	-	-	-
Communications/Telephone	-	-	-	-	-
Other Purchased Services (400-500 series)	-	-	-	-	-
Supplies and Materials	-	-	-	-	-
Judgements Against The School District	-	-	-	-	-
Miscellaneous Expenditures	-	-	-	-	-
Total Undist. Expend. - Supp. Serv. - General Admin.	-	-	-	-	-

Continued

PATERSON PUBLIC SCHOOLS
BLENDED RESOURCE FUND 15
SCHEDULE OF BLENDED EXPENDITURES-BUDGET AND ACTUAL
FOR THE FISCAL YEAR ENDED JUNE 30, 2009

<u>School: No. 55 INTERNATIONAL</u>	<u>Original Budget</u>	<u>Budget Transfers</u>	<u>Final Budget</u>	<u>Actual</u>	<u>Variance Final to Actual</u>
Undist. Expend. - Support Serv. - School Admin.					
Salaries of Principals/Assistant Principals	\$ 168,268		\$ 169,100	\$ 165,415	\$ 3,685
Salaries of Other Professional Staff					-
Salaries of Secretarial and Clerical Assistants	108,914		110,638	94,183	16,455
Other Salaries					-
Purchased Professional and Technical Services					-
Other Purchased Services (400-500 series)			841		841
Supplies and Materials	11,000		16,068	10,854	5,214
Other Objects	1,000		2,700	2,530	170
Total Undist. Expend. - Support Serv. - School Admin.	289,182	\$ 10,165	299,347	272,982	26,365
Undist. Expend. - Allowable Maintenance for School Facilities					
Salaries	-	-	-	-	-
Cleaning, Repair, and Maintenance Services	-	-	-	-	-
General Supplies	-	-	-	-	-
Other Objects	-	-	-	-	-
Total Undist. Expend. - Allowable Maintenance for School Facilities	-	-	-	-	-
Undist. Expend. - Oth. Oper. & Maint. of Plant					
Salaries	107,103		107,103	59,287	47,816
Purchased Professional and Technical Services	-	-	-	-	-
Cleaning, Repair and Maintenance Services	-	-	-	-	-
Rental of land & Building Other than Lease Purchases	-	-	-	-	-
Other Purchased Property Services	-	-	-	-	-
Insurance	-	-	-	-	-
Miscellaneous Purchased Services	-	-	-	-	-
General Supplies	2,150	-	2,150	1,886	264
Energy (Energy and Electricity)	-	-	-	-	-
Other Objects	-	-	-	-	-
Total Undist. Expend. - Other Oper. & Maint. Of Plant	109,253	-	109,253	61,173	48,080
Total Undist. Expend. - Oper. & Maint. Of Plant	109,253	-	109,253	61,173	48,080
Undist. Expend. - Student Transportation Serv.					
Sal. For Pup. Trans. (Bet. Home and School) - Regular	-	-	-	-	-
Sal. For Pup. Trans. (Bet. Home and School) - Special	-	-	-	-	-
Sal. For Pup. Trans. (Other than Bet. Home and School)	-	-	-	-	-
Management Fees - ESC & CTSA Transportation Programs	-	-	-	-	-
Other Purchased Professional and Technical Services	-	-	-	-	-
Cleaning, Repair and Maintenance Services	-	-	-	-	-
Rental Payments - School Buses	-	-	-	-	-
Lease Purchase Payments - School Buses	-	-	-	-	-
Contract Services - (Between Home and School) - Vendors	-	-	-	-	-
Contr Serv (Oth. than Bet Home & Sch)-Vend	-	-	-	-	-
Contract Services - (Between Home and Sch) - Joint Agrmts	-	-	-	-	-
Contr Serv (Spl. Ed. Students) - Vendors	-	-	-	-	-
Contr Serv (Spl. Ed. Students) - Joint Agrmt	-	-	-	-	-
Contr Serv (Regular Students) - ESCs & CTSA	-	-	-	-	-
Contr Serv (Spl. Ed. Students) - ESCs & CTSA	-	-	-	-	-
Contr Serv. - Aid in Lieu Payments	-	-	-	-	-
Misc. Purchased Serv. - Transportation	-	-	-	-	-
Supplies and Materials	-	-	-	-	-
Miscellaneous Expenditures	-	-	-	-	-
Total Undist. Expend. - Student Transportation Serv.	-	-	-	-	-

Continued

PATERSON PUBLIC SCHOOLS
BLENDED RESOURCE FUND 15
SCHEDULE OF BLENDED EXPENDITURES-BUDGET AND ACTUAL
FOR THE FISCAL YEAR ENDED JUNE 30, 2009

<u>School: No. 55 INTERNATIONAL</u>	<u>Original Budget</u>	<u>Budget Transfers</u>	<u>Final Budget</u>	<u>Actual</u>	<u>Variance Final to Actual</u>
Undist. Expend. - Business and Other Support Serv.					
Increase in Sale/Lease-back Reserve	-	-	-	-	-
Salaries	-	-	-	-	-
Purchased Professional Services	-	-	-	-	-
Purchased Technical Services	-	-	-	-	-
Other Purchased Services (400-500 series Oth Residential Costs)	-	-	-	-	-
Sale/Lease-back Payments	-	-	-	-	-
Supplies and Materials	-	-	-	-	-
Interest on Current Loan	-	-	-	-	-
Interest on Lease Purchase Agreements	-	-	-	-	-
Miscellaneous Expenditures	-	-	-	-	-
Total Undist. Expend. - Business and Other Support Serv.	-	-	-	-	-
UNALLOCATED BENEFITS					
Group Insurance	-	-	-	-	-
Social Security Contributions	\$ 1,500	\$ 29,591	\$ 31,091	\$ 19,470	\$ 11,621
T.P.A.F. Contributions - ERIP	-	-	-	-	-
Other Retirement Contributions - Regular	-	-	-	-	-
Other Retirement Contributions - ERIP	-	-	-	-	-
Unemployment Compensation	-	-	-	-	-
Workmen's Compensation	-	-	-	-	-
Health Benefits	672,796	-	672,796	502,544	170,252
Tuition Reimbursement	-	-	-	-	-
Other Employee Benefits	-	-	-	-	-
TOTAL UNALLOCATED BENEFITS	674,296	29,591	703,887	522,014	181,873
On-behalf TPAF pension Contributions (non-budgeted)	-	-	-	-	-
Reimbursed TPAF Social Security Contributions (non-budgeted)	-	-	-	-	-
TOTAL ON-BEHALF CONTRIBUTIONS	-	-	-	-	-
TOTAL PERSONAL SERVICES - EMPLOYEE BENEFITS	674,296	29,591	703,887	522,014	181,873
Undistributed Expenditures - Food Services					
Transfers to Cover Deficit (Enterprise Fund)	-	-	-	-	-
TOTAL UNDISTRIBUTED EXPENDITURES	1,465,108	85,881	1,550,989	1,267,671	283,318
TOTAL SCHOOL BASED BUDGET CURRENT EXPENSE	3,850,773	(22,479)	3,828,294	3,441,572	386,722
CAPITAL OUTLAY					
Equipment					
Regular Program - Instruction:					
Kindergarten	-	-	-	-	-
Grades 1-5	-	-	-	-	-
Grades 6-8	-	-	-	-	-
Grades 9-12	-	-	-	-	-
Home Instruction	-	-	-	-	-
Special Education - Instruction:					
Cognitive - Mild	-	-	-	-	-
Cognitive - Moderate	-	-	-	-	-
Learning and/or Language Disabilities	-	-	-	-	-
Visual Impairments	-	-	-	-	-
Auditory Impairments	-	-	-	-	-
Behavioral Disabilities	-	-	-	-	-
Multiple Disabilities	-	-	-	-	-
Resource Room/Resource Center	-	-	-	-	-
Autism	-	-	-	-	-
Preschool Disabilities - Part-Time	-	-	-	-	-
Preschool Disabilities - Full-Time	-	-	-	-	-
Home Instruction	-	-	-	-	-
Cognitive - Severe	-	-	-	-	-

Continued

PATERSON PUBLIC SCHOOLS
BLENDED RESOURCE FUND 15
SCHEDULE OF BLENDED EXPENDITURES-BUDGET AND ACTUAL
FOR THE FISCAL YEAR ENDED JUNE 30, 2009

<u>School: No. 55 INTERNATIONAL</u>	Original Budget	Budget Transfers	Final Budget	Actual	Variance Final to Actual
Basic Skills/Remedial - Instruction	-	-	-	-	-
Bilingual Education - Instruction	-	-	-	-	-
Vocational Programs - Local - Instruction	-	-	-	-	-
School-Sponsored and Other Instructional Program	-	-	-	-	-
Undistributed Expenditures - Instruction	-	-	-	-	-
Undist.Expend.-Support Serv.-Students - Reg.	-	-	-	-	-
Undist.Expend.-Support Serv. - Related & Extraordinary	-	-	-	-	-
Undist.Expend.-Support Serv.-Students - Special	-	-	-	-	-
Undist.Expend.-Support Serv. - Inst. Staff	-	-	-	-	-
Undistributed Expenditures - General Admin.	-	-	-	-	-
Undistributed Expenditures - School Admin.	-	-	-	-	-
Undistributed Expenditures - Operation of Plant Services	-	-	-	-	-
Undistributed Expenditures - Student Trans. - Non Inst. Equip	-	-	-	-	-
School Buses - Regular	-	-	-	-	-
School Buses - Special	-	-	-	-	-
Undistributed Expenditures - Business/Other Support Serv.	-	-	-	-	-
Undistributed Expenditures - Non Inst. Serv.	-	-	-	-	-
Special Schools (All Programs)	-	-	-	-	-
Total Equipment	-	-	-	-	-
Facilities Acquisition and Construction Services	-	-	-	-	-
Salaries	-	-	-	-	-
Legal Services	-	-	-	-	-
Other Purchased Prof. and Tech. Services	-	-	-	-	-
Construction Services	-	-	-	-	-
General Supplies	-	-	-	-	-
Land and Improvements	-	-	-	-	-
Lease Purchase Agreements - Principal	-	-	-	-	-
Buildings Other than Lease Purchase Agreement	-	-	-	-	-
Other Objects	-	-	-	-	-
Facilities Grant - Transfer to Special Revenue	-	-	-	-	-
Total Facilities Acquisition and Construction Services	-	-	-	-	-
Capital Reserve - Transfer to Capital Projects	-	-	-	-	-
Capital Reserve - Transfer to Debt Service	-	-	-	-	-
Assets Acquired Under Capital Leases (non-budgeted)	-	-	-	-	-
Undistributed Expenditures:	-	-	-	-	-
General Administration	-	-	-	-	-
School Administration	-	-	-	-	-
Assets Acquired Under Capital Leases (non-budgeted)	-	-	-	-	-
TOTAL CAPITAL OUTLAY	-	-	-	-	-
SPECIAL SCHOOLS	-	-	-	-	-
Summer School - Instruction	-	-	-	-	-
Salaries of Teachers	-	-	-	-	-
Other Salaries for Instruction	-	-	-	-	-
Purchased Professional and Technical Services	-	-	-	-	-
Other Purchased Services (400-500 series)	-	-	-	-	-
General Supplies	-	-	-	-	-
Textbooks	-	-	-	-	-
Other Objects	-	-	-	-	-
Total Summer School - Instruction	-	-	-	-	-

Continued

PATERSON PUBLIC SCHOOLS
BLENDED RESOURCE FUND 15
SCHEDULE OF BLENDED EXPENDITURES-BUDGET AND ACTUAL
FOR THE FISCAL YEAR ENDED JUNE 30, 2009

<u>School: No. 55 INTERNATIONAL</u>	<u>Original Budget</u>	<u>Budget Transfers</u>	<u>Final Budget</u>	<u>Actual</u>	<u>Variance Final to Actual</u>
Summer School - Support Services					
Salaries	-	-	-	-	-
Personal Services - Employee Benefits	-	-	-	-	-
Purchased Professional and Technical Services	-	-	-	-	-
Other Purchased Services (400-500 series)	-	-	-	-	-
Supplies and Materials	-	-	-	-	-
Other Objects	-	-	-	-	-
Total Summer School - Support Services	-	-	-	-	-
Total Summer School	-	-	-	-	-
Other Special Schools - Instruction					
Salaries of Teachers	-	-	-	-	-
Other Salaries for Instruction	-	-	-	-	-
Purchased Professional and Technical Services	-	-	-	-	-
Other Purchased Services (400-500 series)	-	-	-	-	-
General Supplies	-	-	-	-	-
Textbooks	-	-	-	-	-
Other Objects	-	-	-	-	-
Total Other Special Schools - Instruction	-	-	-	-	-
Other Special Schools - Support Services					
Salaries	-	-	-	-	-
Personal Services - Employee Benefits	-	-	-	-	-
Purchased Professional and Technical Services	-	-	-	-	-
Other Purchased Services (400-500 series)	-	-	-	-	-
Supplies and Materials	-	-	-	-	-
Other Objects	-	-	-	-	-
Total Other Special Schools - Support Services	-	-	-	-	-
Total Other Special Schools	-	-	-	-	-
Accred. Even./Adult H.S./Post-Grad.-Inst.					
Salaries of Teachers	-	-	-	-	-
Other Salaries for Instruction	-	-	-	-	-
Purchased Professional and Technical Services	-	-	-	-	-
Other Purchased Services (400-500 series)	-	-	-	-	-
General Supplies	-	-	-	-	-
Textbooks	-	-	-	-	-
Other Objects	-	-	-	-	-
Total Accred. Even./Adult H.S./Post-Grad.-Inst.	-	-	-	-	-
Accred. Even./Adult H.S./Post-Grad.-Supp. Service					
Salaries	-	-	-	-	-
Personal Services - Employee Benefits	-	-	-	-	-
Purchased Professional and Technical Services	-	-	-	-	-
Other Purchased Services (400-500 series)	-	-	-	-	-
Supplies and Materials	-	-	-	-	-
Other Objects	-	-	-	-	-
Total Accred. Even./Adult H.S./Post-Grad.-Supp. Service	-	-	-	-	-
Total Accred. Even./Adult H.S./Post-Grad.	-	-	-	-	-
Adult Education-Local-Instruction					
Salaries of Teachers	-	-	-	-	-
Other Salaries for Instruction	-	-	-	-	-
Purchased Professional and Technical Services	-	-	-	-	-
Other Purchased Services (400-500 series)	-	-	-	-	-
General Supplies	-	-	-	-	-
Textbooks	-	-	-	-	-
Other Objects	-	-	-	-	-
Total Adult Education-Local-Instruction	-	-	-	-	-

Continued

**PATERSON PUBLIC SCHOOLS
 BLENDED RESOURCE FUND 15
 SCHEDULE OF BLENDED EXPENDITURES-BUDGET AND ACTUAL
 FOR THE FISCAL YEAR ENDED JUNE 30, 2009**

<u>School: No. 55 INTERNATIONAL</u>	<u>Original Budget</u>	<u>Budget Transfers</u>	<u>Final Budget</u>	<u>Actual</u>	<u>Variance Final to Actual</u>
Adult Education-Local -Support Serv.					
Salaries	-	-	-	-	-
Personal Services - Employee Benefits	-	-	-	-	-
Purchased Professional and Technical Services	-	-	-	-	-
Other Purchased Services (400-500 series)	-	-	-	-	-
Supplies and Materials	-	-	-	-	-
Other Objects	-	-	-	-	-
Total Adult Education-Local -Support Serv.	-	-	-	-	-
Total Adult Education-Local	-	-	-	-	-
Vocational Evening-Local-Instruction					
Salaries of Teachers	-	-	-	-	-
Other Salaries for Instruction	-	-	-	-	-
Purchased Professional and Technical Services	-	-	-	-	-
Other Purchased Services (400-500 series)	-	-	-	-	-
General Supplies	-	-	-	-	-
Textbooks	-	-	-	-	-
Other Objects	-	-	-	-	-
Total Vocational Evening-Local-Instruction	-	-	-	-	-
Vocational Evening-Local-Support Serv.					
Salaries	-	-	-	-	-
Personal Services - Employee Benefits	-	-	-	-	-
Purchased Professional and Technical Services	-	-	-	-	-
Other Purchased Services (400-500 series)	-	-	-	-	-
Supplies and Materials	-	-	-	-	-
Other Objects	-	-	-	-	-
Total Vocational Evening-Local-Support Serv.	-	-	-	-	-
Total Vocational Evening-Local	-	-	-	-	-
Even.-Sch.-Foreign-Born-Local-Inst.					
Salaries of Teachers	-	-	-	-	-
Other Salaries for Instruction	-	-	-	-	-
Purchased Professional and Technical Services	-	-	-	-	-
Other Purchased Services (400-500 series)	-	-	-	-	-
General Supplies	-	-	-	-	-
Textbooks	-	-	-	-	-
Other Objects	-	-	-	-	-
Total Even.-Sch.-Foreign-Born-Local-Inst.	-	-	-	-	-
Even.-Sch.-Foreign-Born-Local-Sup. Serv.					
Salaries	-	-	-	-	-
Personal Services - Employee Benefits	-	-	-	-	-
Purchased Professional and Technical Services	-	-	-	-	-
Other Purchased Services (400-500 series)	-	-	-	-	-
Supplies and Materials	-	-	-	-	-
Other Objects	-	-	-	-	-
Total Even.-Sch.-Foreign-Born-Local-Sup. Serv.	-	-	-	-	-
Total Even.-Sch.-Foreign-Born-Local	-	-	-	-	-
TOTAL SPECIAL SCHOOLS	-	-	-	-	-
Transfer of Funds to Charter Schools	-	-	-	-	-
TOTAL SCHOOL BASED EXPENDITURES	<u>\$ 3,850,773</u>	<u>\$ (22,479)</u>	<u>\$ 3,828,294</u>	<u>\$ 3,441,572</u>	<u>\$ 386,722</u>

Continued

**PATERSON PUBLIC SCHOOLS
 BLENDED RESOURCE FUND 15
 SCHEDULE OF BLENDED EXPENDITURES-BUDGET AND ACTUAL
 FOR THE FISCAL YEAR ENDED JUNE 30, 2009**

<u>School: No. 55 INTERNATIONAL</u>	Original Budget	Budget Transfers	Final Budget	Actual	Variance Final to Actual
Other Financing Sources:					
Operating Transfer In	\$ 3,850,773	\$ (22,479)	\$ 3,828,294	\$ 3,441,572	\$ 386,722
Operating Transfer Out:					
Transfer to Food Service Fund - Board Contribution	-	-	-	-	-
Capital Leases (non-budgeted)	-	-	-	-	-
Total Other Financing Sources:	<u>3,850,773</u>	<u>(22,479)</u>	<u>3,828,294</u>	<u>3,441,572</u>	<u>386,722</u>
Excess (Deficiency) of Other Financing Sources Over (Under) Expenditures and Other Financing (Uses)	-	-	-	-	-
Fund Balance, July 1	-	-	-	-	-
Fund Balance, June 30	<u>\$ -</u>	<u>\$ -</u>	<u>\$ -</u>	<u>\$ -</u>	<u>\$ -</u>

**PATERSON PUBLIC SCHOOLS
 BLENDED RESOURCE FUND 15
 SCHEDULE OF BLENDED EXPENDITURES-BUDGET AND ACTUAL
 FOR THE FISCAL YEAR ENDED JUNE 30, 2009**

<u>School: No. 75 NSW</u>	<u>Original Budget</u>	<u>Budget Transfers</u>	<u>Final Budget</u>	<u>Actual</u>	<u>Variance Final to Actual</u>
REGULAR PROGRAMS - INSTRUCTION					
Regular Programs - Instruction					
Kindergarten - Salaries of Teachers	-	-	-	-	-
Grades 1-5 - Salaries of Teachers	\$ 748,755	\$ (1,559)	\$ 747,196	\$ 637,453	\$ 109,743
Grades 6-8 - Salaries of Teachers	643,773	(40,676)	603,097	603,097	-
Grades 9-12 - Salaries of Teachers	-	-	-	-	-
Regular Programs - Home Instruction:					
Salaries of Teachers	-	-	-	-	-
Other Salaries for Instruction	-	-	-	-	-
Purchased Professional -Educational Services	-	-	-	-	-
Purchased Technical Services	-	-	-	-	-
Other Purchased Services (400-500 series)	-	-	-	-	-
General Supplies	-	-	-	-	-
Textbooks	-	-	-	-	-
Other Objects	-	-	-	-	-
Regular Programs - Undistributed Instruction					
Other Salaries for Instruction	32,102	-	32,102	31,267	835
Purchased Professional-Educational Services	1,300	-	1,300	-	1,300
Purchased Technical Services	-	-	-	-	-
Other Purchased Services (400-500 series)	-	-	-	-	-
General Supplies	65,786	-	65,786	49,562	16,224
Textbooks	3,302	-	3,302	2,305	997
Other Objects	-	1,862	1,862	497	1,365
TOTAL REGULAR PROGRAMS - INSTRUCTION	1,495,018	(40,373)	1,454,645	1,324,181	130,464
SPECIAL EDUCATION - INSTRUCTION					
Cognitive - Mild:					
Salaries of Teachers	-	-	-	-	-
Other Salaries for Instruction	-	-	-	-	-
Purchased Professional-Educational Services	-	-	-	-	-
Purchased Technical Services	-	-	-	-	-
Other Purchased Services (400-500 series)	-	-	-	-	-
General Supplies	-	-	-	-	-
Textbooks	-	-	-	-	-
Other Objects	-	-	-	-	-
Total Cognitive - Mild	-	-	-	-	-
Cognitive - Moderate:					
Salaries of Teachers	175,249	-	175,249	108,852	66,397
Other Salaries for Instruction	134,003	-	134,003	131,441	2,562
Purchased Professional-Educational Services	-	-	-	-	-
Purchased Technical Services	-	-	-	-	-
Other Purchased Services (400-500 series)	-	-	-	-	-
General Supplies	2,674	-	2,674	2,606	68
Textbooks	-	-	-	-	-
Other Objects	-	-	-	-	-
Total Cognitive - Moderate	311,926	-	311,926	242,899	69,027
Learning and/or Language Disabilities:					
Salaries of Teachers	56,436	-	56,436	55,936	500
Other Salaries for Instruction	44,011	-	44,011	44,011	-
Purchased Professional-Educational Services	-	-	-	-	-
Purchased Technical Services	-	-	-	-	-
Other Purchased Services (400-500 series)	-	-	-	-	-
General Supplies	4,795	-	4,795	3,298	1,497
Textbooks	1,042	-	1,042	1,040	2
Other Objects	-	-	-	-	-
Total Learning and/or Language Disabilities	106,284	-	106,284	104,285	1,999

Continued

PATERSON PUBLIC SCHOOLS
BLENDED RESOURCE FUND 15
SCHEDULE OF BLENDED EXPENDITURES-BUDGET AND ACTUAL
FOR THE FISCAL YEAR ENDED JUNE 30, 2009

<u>School: No. 75 NSW</u>	<u>Original Budget</u>	<u>Budget Transfers</u>	<u>Final Budget</u>	<u>Actual</u>	<u>Variance Final to Actual</u>
Visual Impairments:					
Salaries of Teachers	-	-	-	-	-
Other Salaries for Instruction	-	-	-	-	-
Purchased Professional-Educational Services	-	-	-	-	-
Purchased Technical Services	-	-	-	-	-
Other Purchased Services (400-500 series)	-	-	-	-	-
General Supplies	-	-	-	-	-
Textbooks	-	-	-	-	-
Other Objects	-	-	-	-	-
Total Visual Impairments	-	-	-	-	-
Auditory Impairments:					
Salaries of Teachers	\$ 213,730	-	\$ 213,730	\$ 211,711	\$ 2,019
Other Salaries for Instruction	127,626	-	127,626	115,853	11,773
Purchased Professional-Educational Services	-	-	-	-	-
Purchased Technical Services	-	-	-	-	-
Other Purchased Services (400-500 series)	-	-	-	-	-
General Supplies	3,421	-	3,421	3,124	297
Textbooks	599	-	599	309	290
Other Objects	-	-	-	-	-
Total Auditory Impairments	345,376	-	345,376	330,997	14,379
Behavioral Disabilities:					
Salaries of Teachers	-	-	-	-	-
Other Salaries for Instruction	-	-	-	-	-
Purchased Professional-Educational Services	-	-	-	-	-
Purchased Technical Services	-	-	-	-	-
Other Purchased Services (400-500 series)	-	-	-	-	-
General Supplies	-	-	-	-	-
Textbooks	-	-	-	-	-
Other Objects	-	-	-	-	-
Total Behavioral Disabilities	-	-	-	-	-
Multiple Disabilities:					
Salaries of Teachers	181,489	-	181,489	170,866	10,623
Other Salaries for Instruction	165,861	-	165,861	139,931	25,930
Purchased Professional-Educational Services	-	-	-	-	-
Purchased Technical Services	-	-	-	-	-
Other Purchased Services (400-500 series)	-	-	-	-	-
General Supplies	11,117	-	11,117	9,131	1,986
Textbooks	5,211	-	5,211	3,467	1,744
Other Objects	-	-	-	-	-
Total Multiple Disabilities	363,678	-	363,678	323,395	40,283
Resource Room/Resource Center:					
Salaries of Teachers	197,071	\$ 200	197,271	197,271	-
Other Salaries for Instruction	-	-	-	-	-
Purchased Professional-Educational Services	-	-	-	-	-
Purchased Technical Services	-	-	-	-	-
Other Purchased Services (400-500 series)	-	-	-	-	-
General Supplies	475	485	960	835	125
Textbooks	82	-	82	73	9
Other Objects	-	-	-	-	-
Total Resource Room/Resource Center	197,628	685	198,313	198,179	134

Continued

**PATERSON PUBLIC SCHOOLS
 BLENDED RESOURCE FUND 15
 SCHEDULE OF BLENDED EXPENDITURES-BUDGET AND ACTUAL
 FOR THE FISCAL YEAR ENDED JUNE 30, 2009**

<u>School: No. 75 NSW</u>	Original Budget	Budget Transfers	Final Budget	Actual	Variance Final to Actual
Autism:					
Salaries of Teachers	-	-	-	-	-
Other Salaries for Instruction	-	-	-	-	-
Purchased Professional-Educational Services	-	-	-	-	-
Purchased Technical Services	-	-	-	-	-
Other Purchased Services (400-500 series)	-	-	-	-	-
General Supplies	-	-	-	-	-
Textbooks	-	-	-	-	-
Other Objects	-	-	-	-	-
Total Autism	-	-	-	-	-
Preschool Disabilities - Part-Time:					
Salaries of Teachers	-	-	-	-	-
Other Salaries for Instruction	-	-	-	-	-
Purchased Professional-Educational Services	-	-	-	-	-
Purchased Technical Services	-	-	-	-	-
Other Purchased Services (400-500 series)	-	-	-	-	-
General Supplies	-	-	-	-	-
Textbooks	-	-	-	-	-
Other Objects	-	-	-	-	-
Total Preschool Disabilities - Part-Time	-	-	-	-	-
Preschool Disabilities - Full-Time:					
Salaries of Teachers	-	-	-	-	-
Other Salaries for Instruction	-	-	-	-	-
Purchased Professional-Educational Services	-	-	-	-	-
Purchased Technical Services	-	-	-	-	-
Other Purchased Services (400-500 series)	-	-	-	-	-
General Supplies	-	-	-	-	-
Textbooks	-	-	-	-	-
Other Objects	-	-	-	-	-
Total Preschool Disabilities - Full-Time:	-	-	-	-	-
Home Instruction:					
Salaries of Teachers	-	-	-	-	-
Other Salaries for Instruction	-	-	-	-	-
Purchased Professional-Educational Services	-	-	-	-	-
Purchased Technical Services	-	-	-	-	-
Other Purchased Services (400-500 series)	-	-	-	-	-
General Supplies	-	-	-	-	-
Textbooks	-	-	-	-	-
Other Objects	-	-	-	-	-
Total Home Instruction	-	-	-	-	-
Cognitive - Severe:					
Salaries of Teachers	-	-	-	-	-
Other Salaries for Instruction	-	-	-	-	-
Purchased Professional-Educational Services	-	-	-	-	-
Purchased Technical Services	-	-	-	-	-
Other Purchased Services (400-500 series)	-	-	-	-	-
General Supplies	-	-	-	-	-
Textbooks	-	-	-	-	-
Other Objects	-	-	-	-	-
Total Cognitive - Severe	-	-	-	-	-
TOTAL SPECIAL EDUCATION - INSTRUCTION	\$ 1,324,892	\$ 685	\$ 1,325,577	\$ 1,199,755	\$ 125,822

**PATERSON PUBLIC SCHOOLS
 BLENDED RESOURCE FUND 15
 SCHEDULE OF BLENDED EXPENDITURES-BUDGET AND ACTUAL
 FOR THE FISCAL YEAR ENDED JUNE 30, 2009**

<u>School: No. 75 NSW</u>	Original Budget	Budget Transfers	Final Budget	Actual	Variance Final to Actual
Basic Skills/Remedial - Instruction					
Salaries of Teachers	-	-	-	-	-
Other Salaries for Instruction	-	-	-	-	-
Purchased Professional-Educational Services	-	-	-	-	-
Purchased Technical Services	-	-	-	-	-
Other Purchased Services (400-500 series)	-	-	-	-	-
General Supplies	-	-	-	-	-
Textbooks	-	-	-	-	-
Other Objects	-	-	-	-	-
Total Basic Skills/Remedial - Instruction	-	-	-	-	-
Bilingual Education - Instruction					
Salaries of Teachers	-	-	-	-	-
Other Salaries for Instruction	-	-	-	-	-
Purchased Professional-Educational Services	-	-	-	-	-
Purchased Technical Services	-	-	-	-	-
Other Purchased Services (400-500 series)	-	-	-	-	-
General Supplies	-	-	-	-	-
Textbooks	-	-	-	-	-
Other Objects	-	-	-	-	-
Total Bilingual Education - Instruction	-	-	-	-	-
Vocational Programs - Local - Instruction					
Salaries of Teachers	-	-	-	-	-
Other Salaries for Instruction	-	-	-	-	-
Purchased Professional-Educational Services	-	-	-	-	-
Purchased Technical Services	-	-	-	-	-
Other Purchased Services (400-500 series)	-	-	-	-	-
General Supplies	-	-	-	-	-
Textbooks	-	-	-	-	-
Other Objects	-	-	-	-	-
Total Vocational Programs - Local - Instruction	-	-	-	-	-
School-Spon. Cocurricular Actvts. - Inst.					
Salaries	-	-	-	-	-
Purchased Services (300-500 series)	-	-	-	-	-
Supplies and Materials	-	-	-	-	-
Other Objects	-	-	-	-	-
Transfers to Cover Deficit (Agency Funds)	-	-	-	-	-
Total School-Spon. Cocurricular Actvts. - Inst.	-	-	-	-	-
School-Spon. Cocurricular Athletics - Inst.					
Salaries	-	-	-	-	-
Purchased Services (300-500 series)	-	-	-	-	-
Supplies and Materials	-	-	-	-	-
Other Objects	-	-	-	-	-
Transfers to Cover Deficit (Agency Funds)	-	-	-	-	-
Total School-Spon. Cocurricular Athletics - Inst.	-	-	-	-	-
Other Instructional Programs - Instruction					
Salaries	-	-	-	-	-
Purchased Services (300-500 series)	-	-	-	-	-
Supplies and Materials	-	-	-	-	-
Other Objects	-	-	-	-	-
Transfers to Cover Deficit (Agency Funds)	-	-	-	-	-
Total Other Instructional Programs - Instruction	-	-	-	-	-

**PATERSON PUBLIC SCHOOLS
BLENDED RESOURCE FUND 15
SCHEDULE OF BLENDED EXPENDITURES-BUDGET AND ACTUAL
FOR THE FISCAL YEAR ENDED JUNE 30, 2009**

<u>School: No. 75 NSW</u>	Original Budget	Budget Transfers	Final Budget	Actual	Variance Final to Actual
Community Services Programs/Operations					
Salaries	-	-	-	-	-
Purchased Services (300-500 series)	-	-	-	-	-
Supplies and Materials	-	-	-	-	-
Other Objects	-	-	-	-	-
Transfers to Cover Deficit (Agency Funds)	-	-	-	-	-
Total Community Services/Operations	-	-	-	-	-
Total Instruction	\$ 2,819,910	\$ (39,688)	\$ 2,780,222	\$ 2,523,936	\$ 256,286
Undistributed Expenditures - Instruction:					
Tuition to Other LEAs Within the State - Regular	-	-	-	-	-
Tuition to Other LEAs Within the Stat - Special	-	-	-	-	-
Tuition to County Voc. School Dist. - Regular	-	-	-	-	-
Tuition to County Voc. School Dist. - Special	-	-	-	-	-
Tuition to CSSD & Regional Day Schools	-	-	-	-	-
Tuition to Private Schools for the Disabled - Within State	-	-	-	-	-
Tuition to Private Schools for the Disabled & Oth LEAS - Spl, O/S	-	-	-	-	-
Tuition - State Facilities	-	-	-	-	-
Tuition - Other	-	-	-	-	-
Total Undistributed Expenditures - Instruction:	-	-	-	-	-
Undistributed Expend. - Attend. & Social Work					
Salaries	117,427	-	117,427	96,600	20,827
Purchased Professional and Technical Services	-	-	-	-	-
Other Purchased Services (400-500 series)	-	-	-	-	-
Supplies and Materials	425	-	425	-	425
Other Objects	-	-	-	-	-
Total Undistributed Expend. - Attend. & Social Work	117,852	-	117,852	96,600	21,252
Undistributed Expenditures - Health Services					
Salaries	63,834	-	63,834	57,234	6,600
Purchased Professional and Technical Services	-	-	-	-	-
Other Purchased Services (400-500 series)	-	-	-	-	-
Supplies and Materials	153	-	153	152	1
Other Objects	-	-	-	-	-
Total Undistributed Expenditures - Health Services	63,987	-	63,987	57,386	6,601
Undist. Expend. - Other Supp. Serv. Students - Related Serv.					
Salaries	-	-	-	-	-
Purchased Professional - Educational Services	-	-	-	-	-
Supplies and Materials	-	-	-	-	-
Other Objects	-	-	-	-	-
Total Undist. Expend. - Other Supp. Serv. Students - Related Serv.	-	-	-	-	-
Undist. Expend. - Other Supp. Serv. Students - Extra Serv.					
Salaries	-	-	-	-	-
Purchased Professional - Educational Services	-	-	-	-	-
Supplies and Materials	-	-	-	-	-
Other Objects	-	-	-	-	-
Total Undist. Expend. - Other Supp. Serv. Students - Extra Serv.	-	-	-	-	-
Undist. Expend. - Other Supp. Serv. Students-Reg.					
Salaries	61,754	-	61,754	60,159	1,595
Salaries of Secretarial and Clerical Assistants	-	-	-	-	-
Other Salaries	-	-	-	-	-
Purchased Professional - Educational Services	-	-	-	-	-
Other Purchased Prof. and Tech. Services	-	-	-	-	-
Other Purchased Services (400-500 series)	-	-	-	-	-
Supplies and Materials	114	-	114	66	48
Other Objects	-	-	-	-	-
Total Undist. Expend. - Other Supp. Serv. Students-Reg.	61,868	-	61,868	60,225	1,643

Continued

**PATERSON PUBLIC SCHOOLS
 BLENDED RESOURCE FUND 15
 SCHEDULE OF BLENDED EXPENDITURES-BUDGET AND ACTUAL
 FOR THE FISCAL YEAR ENDED JUNE 30, 2009**

<u>School: No. 75 NSW</u>	Original Budget	Budget Transfers	Final Budget	Actual	Variance Final to Actual
Undist. Expend. - Other Supp. Serv. Students -Spl.					
Salaries of Other Professional Staff	-	-	-	-	-
Salaries of Secretarial and Clerical Assistants	-	-	-	-	-
Other Salaries	-	-	-	-	-
Purchased Professional - Educational Services	-	-	-	-	-
Other Purchased Prof. and Tech. Services	-	-	-	-	-
Residential Costs	-	-	-	-	-
Mis. Pur. Serv.(400-500 series O/than Residential)	-	-	-	-	-
Supplies and Materials	-	-	-	-	-
Other Objects	-	-	-	-	-
Total Undist. Expend. - Other Supp. Serv. Students -Spl.	-	-	-	-	-
Undist. Expend. - Improvement of Inst. Serv.					
Salaries of Supervisor of Instruction	-	-	-	-	-
Salaries of Other Professional Staff	\$ 53,212	\$ 3,400	\$ 56,612	\$ 56,612	-
Salaries of Secr and Clerical Assist.	-	-	-	-	-
Other Salaries	-	-	-	-	-
Purchased Prof- Educational Services	-	-	-	-	-
Other Purch Prof. and Tech. Services	-	-	-	-	-
Other Purch Services (400-500)	-	-	-	-	-
Supplies and Materials	354	-	354	313	\$ 41
Other Objects	-	-	-	-	-
Total Undist. Expend. - Improvement of Inst. Serv.	53,566	3,400	56,966	56,925	41
Undist. Expend. - Edu. Media Serv./Sch. Library					
Salaries	154,675	-	154,675	154,175	500
Purchased Professional and Technical Services	-	-	-	-	-
Other Purchased Services (400-500 series)	599	-	599	599	-
Supplies and Materials	3,746	-	3,746	2,591	1,155
Other Objects	-	-	-	-	-
Total Undist. Expend. - Edu. Media Serv./Sch. Library	159,020	-	159,020	157,365	1,655
Undist. Expend. - Instructional Staff Training Serv.					
Salaries of Supervisors of Instruction	-	-	-	-	-
Salaries of Other Professional Staff	-	-	-	-	-
Salaries of Secretarial and Clerical Assist	-	-	-	-	-
Other Salaries	-	-	-	-	-
Purchased Professional - Educational Serv	-	-	-	-	-
Other Purchased Prof. and Tech. Services	-	-	-	-	-
Other Purchased Services (400-500 series)	-	-	-	-	-
Supplies and Materials	-	-	-	-	-
Other Objects	-	-	-	-	-
Total Undist. Expend. - Instructional Staff Training Serv.	-	-	-	-	-
Undist. Expend. - Supp. Serv. - General Admin.					
Salaries	-	-	-	-	-
Legal Services	-	-	-	-	-
Other Purchased Professional Services	-	-	-	-	-
Purchased Technical Services	-	-	-	-	-
Communications/Telephone	-	-	-	-	-
Other Purchased Services (400-500 series)	-	-	-	-	-
Supplies and Materials	-	-	-	-	-
Judgements Against The School District	-	-	-	-	-
Miscellaneous Expenditures	-	-	-	-	-
Total Undist. Expend. - Supp. Serv. - General Admin.	-	-	-	-	-

**PATERSON PUBLIC SCHOOLS
 BLENDED RESOURCE FUND 15
 SCHEDULE OF BLENDED EXPENDITURES-BUDGET AND ACTUAL
 FOR THE FISCAL YEAR ENDED JUNE 30, 2009**

<u>School: No. 75 NSW</u>	<u>Original Budget</u>	<u>Budget Transfers</u>	<u>Final Budget</u>	<u>Actual</u>	<u>Variance Final to Actual</u>
Undist. Expend. - Support Serv. - School Admin.					
Salaries of Principals/Assistant Principals	\$ 133,900	\$ 900	\$ 134,800	\$ 134,800	-
Salaries of Other Professional Staff		-			-
Salaries of Secretarial and Clerical Assistants	49,746	-	49,746	49,746	-
Other Salaries		-			-
Purchased Professional and Technical Services		-			-
Other Purchased Services (400-500 series)		130	130		\$ 130
Supplies and Materials	415	72	487	414	73
Other Objects	1,000	(130)	870	603	267
Total Undist. Expend. - Support Serv. - School Admin.	<u>185,061</u>	<u>972</u>	<u>186,033</u>	<u>185,563</u>	<u>470</u>
Undist. Expend. - Allowable Maintenance for School Facilities					
Salaries	-	-	-	-	-
Cleaning, Repair, and Maintenance Services	-	-	-	-	-
General Supplies	-	-	-	-	-
Other Objects	-	-	-	-	-
Total Undist. Expend. - Allowable Maintenance for School Facilities	<u>-</u>	<u>-</u>	<u>-</u>	<u>-</u>	<u>-</u>
Undist. Expend. - Oth. Oper. & Maint. of Plant					
Salaries	-	-	-	-	-
Purchased Professional and Technical Services	-	-	-	-	-
Cleaning, Repair and Maintenance Services	-	-	-	-	-
Rental of land & Building Other than Lease Purchases	-	-	-	-	-
Other Purchased Property Services	-	-	-	-	-
Insurance	-	-	-	-	-
Miscellaneous Purchased Services	-	-	-	-	-
General Supplies	-	-	-	-	-
Energy (Energy and Electricity)	-	-	-	-	-
Other Objects	-	-	-	-	-
Total Undist. Expend. - Other Oper. & Maint. Of Plant	<u>-</u>	<u>-</u>	<u>-</u>	<u>-</u>	<u>-</u>
Total Undist. Expend. - Oper. & Maint. Of Plant	<u>-</u>	<u>-</u>	<u>-</u>	<u>-</u>	<u>-</u>
Undist. Expend. - Student Transportation Serv.					
Sal. For Pup. Trans. (Bet. Home and School) - Regular	-	-	-	-	-
Sal. For Pup. Trans. (Bet. Home and School) - Special	-	-	-	-	-
Sal. For Pup. Trans. (Other than Bet. Home and School)	-	-	-	-	-
Management Fees - ESC & CTSA Transportation Programs	-	-	-	-	-
Other Purchased Professional and Technical Services	-	-	-	-	-
Cleaning, Repair and Maintenance Services	-	-	-	-	-
Rental Payments - School Buses	-	-	-	-	-
Lease Purchase Payments - School Buses	-	-	-	-	-
Contract Services - (Between Home and School) - Vendors	-	-	-	-	-
Contr Serv (Oth. than Bet Home & Sch)-Vend	-	1,475	1,475	1,082	393
Contract Services - (Between Home and Sch) - Joint Agrmts	-	-	-	-	-
Contr Serv (Spl. Ed. Students) - Vendors	-	-	-	-	-
Contr Serv (Spl. Ed. Students) - Joint Agrmt	-	-	-	-	-
Contr Serv (Regular Students) - ESCs & CTSA	-	-	-	-	-
Contr Serv (Spl. Ed. Students) - ESCs & CTSA	-	-	-	-	-
Contr Serv. - Aid in Lieu Payments	-	-	-	-	-
Misc. Purchased Serv. - Transportation	-	-	-	-	-
Supplies and Materials	-	-	-	-	-
Miscellaneous Expenditures	-	-	-	-	-
Total Undist. Expend. - Student Transportation Serv.	<u>-</u>	<u>1,475</u>	<u>1,475</u>	<u>1,082</u>	<u>393</u>

**PATERSON PUBLIC SCHOOLS
 BLENDED RESOURCE FUND 15
 SCHEDULE OF BLENDED EXPENDITURES-BUDGET AND ACTUAL
 FOR THE FISCAL YEAR ENDED JUNE 30, 2009**

<u>School: No. 75 NSW</u>	<u>Original Budget</u>	<u>Budget Transfers</u>	<u>Final Budget</u>	<u>Actual</u>	<u>Variance Final to Actual</u>
Undist. Expend. - Business and Other Support Serv.					
Increase in Sale/Lease-back Reserve	-	-	-	-	-
Salaries	-	-	-	-	-
Purchased Professional Services	-	-	-	-	-
Purchased Technical Services	-	-	-	-	-
Other Purchased Services (400-500 series Oth Residential Costs)	-	-	-	-	-
Sale/Lease-back Payments	-	-	-	-	-
Supplies and Materials	-	-	-	-	-
Interest on Current Loan	-	-	-	-	-
Interest on Lease Purchase Agreements	-	-	-	-	-
Miscellaneous Expenditures	-	-	-	-	-
Total Undist. Expend. - Business and Other Support Serv.	-	-	-	-	-
UNALLOCATED BENEFITS					
Group Insurance	-	-	-	-	-
Social Security Contributions	\$ 55,779	\$ 4,124	\$ 59,903	\$ 50,360	\$ 9,543
T.P.A.F. Contributions - ERIP	-	-	-	-	-
Other Retirement Contributions - Regular	-	-	-	-	-
Other Retirement Contributions - ERIP	-	-	-	-	-
Unemployment Compensation	-	-	-	-	-
Workmen's Compensation	-	-	-	-	-
Health Benefits	669,974	-	669,974	611,563	58,411
Tuition Reimbursement	-	-	-	-	-
Other Employee Benefits	-	-	-	-	-
TOTAL UNALLOCATED BENEFITS	725,753	4,124	729,877	661,923	67,954
On-behalf TPAF pension Contributions (non-budgeted)	-	-	-	-	-
Reimbursed TPAF Social Security Contributions (non-budgeted)	-	-	-	-	-
TOTAL ON-BEHALF CONTRIBUTIONS	-	-	-	-	-
TOTAL PERSONAL SERVICES - EMPLOYEE BENEFITS	725,753	4,124	729,877	661,923	67,954
Undistributed Expenditures - Food Services					
Transfers to Cover Deficit (Enterprise Fund)	-	-	-	-	-
TOTAL UNDISTRIBUTED EXPENDITURES	1,367,107	9,971	1,377,078	1,277,069	100,009
TOTAL SCHOOL BASED BUDGET CURRENT EXPENSE	4,187,017	(29,717)	4,157,300	3,801,005	356,295
CAPITAL OUTLAY					
Equipment					
Regular Program - Instruction:					
Kindergarten	-	-	-	-	-
Grades 1-5	-	-	-	-	-
Grades 6-8	-	-	-	-	-
Grades 9-12	-	-	-	-	-
Home Instruction	-	-	-	-	-
Special Education - Instruction:					
Cognitive - Mild	-	-	-	-	-
Cognitive - Moderate	-	-	-	-	-
Learning and/or Language Disabilities	-	-	-	-	-
Visual Impairments	-	-	-	-	-
Auditory Impairments	-	-	-	-	-
Behavioral Disabilities	-	-	-	-	-
Multiple Disabilities	-	-	-	-	-
Resource Room/Resource Center	-	-	-	-	-
Autism	-	-	-	-	-
Preschool Disabilities - Part-Time	-	-	-	-	-
Preschool Disabilities - Full-Time	-	-	-	-	-
Home Instruction	-	-	-	-	-
Cognitive - Severe	-	-	-	-	-

**PATERSON PUBLIC SCHOOLS
 BLENDED RESOURCE FUND 15
 SCHEDULE OF BLENDED EXPENDITURES-BUDGET AND ACTUAL
 FOR THE FISCAL YEAR ENDED JUNE 30, 2009**

<u>School: No. 75 NSW</u>	Original Budget	Budget Transfers	Final Budget	Actual	Variance Final to Actual
Basic Skills/Remedial - Instruction	-	-	-	-	-
Bilingual Education - Instruction	-	-	-	-	-
Vocational Programs - Local - Instruction	-	-	-	-	-
School-Sponsored and Other Instructional Program	-	-	-	-	-
Undistributed Expenditures - Instruction	-	-	-	-	-
Undist.Expend.-Support Serv.-Students - Reg.	-	-	-	-	-
Undist.Expend.-Support Serv. - Related & Extraordinary	-	-	-	-	-
Undist.Expend.-Support Serv.-Students - Special	-	-	-	-	-
Undist.Expend.-Support Serv. - Inst. Staff	-	-	-	-	-
Undistributed Expenditures - General Admin.	-	-	-	-	-
Undistributed Expenditures - School Admin.	-	-	-	-	-
Undistributed Expenditures - Operation of Plant Services	-	-	-	-	-
Undistributed Expenditures - Student Trans. - Non Inst. Equip	-	-	-	-	-
School Buses - Regular	-	-	-	-	-
School Buses - Special	-	-	-	-	-
Undistributed Expenditures - Business/Other Support Serv.	-	-	-	-	-
Undistributed Expenditures - Non Inst. Serv.	-	-	-	-	-
Special Schools (All Programs)	-	-	-	-	-
Total Equipment	-	-	-	-	-
Facilities Acquisition and Construction Services	-	-	-	-	-
Salaries	-	-	-	-	-
Legal Services	-	-	-	-	-
Other Purchased Prof. and Tech. Services	-	-	-	-	-
Construction Services	-	-	-	-	-
General Supplies	-	-	-	-	-
Land and Improvements	-	-	-	-	-
Lease Purchase Agreements - Principal	-	-	-	-	-
Buildings Other than Lease Purchase Agreement	-	-	-	-	-
Other Objects	-	-	-	-	-
Facilities Grant - Transfer to Special Revenue	-	-	-	-	-
Total Facilities Acquisition and Construction Services	-	-	-	-	-
Capital Reserve - Transfer to Capital Projects	-	-	-	-	-
Capital Reserve - Transfer to Debt Service	-	-	-	-	-
Assets Acquired Under Capital Leases (non-budgeted)	-	-	-	-	-
Undistributed Expenditures:	-	-	-	-	-
General Administration	-	-	-	-	-
School Administration	-	-	-	-	-
Assets Acquired Under Capital Leases (non-budgeted)	-	-	-	-	-
TOTAL CAPITAL OUTLAY	-	-	-	-	-
SPECIAL SCHOOLS					
Summer School - Instruction	-	-	-	-	-
Salaries of Teachers	-	-	-	-	-
Other Salaries for Instruction	-	-	-	-	-
Purchased Professional and Technical Services	-	-	-	-	-
Other Purchased Services (400-500 series)	-	-	-	-	-
General Supplies	-	-	-	-	-
Textbooks	-	-	-	-	-
Other Objects	-	-	-	-	-
Total Summer School - Instruction	-	-	-	-	-

**PATERSON PUBLIC SCHOOLS
 BLENDED RESOURCE FUND 15
 SCHEDULE OF BLENDED EXPENDITURES-BUDGET AND ACTUAL
 FOR THE FISCAL YEAR ENDED JUNE 30, 2009**

<u>School: No. 75 NSW</u>	<u>Original Budget</u>	<u>Budget Transfers</u>	<u>Final Budget</u>	<u>Actual</u>	<u>Variance Final to Actual</u>
Summer School - Support Services					
Salaries	-	-	-	-	-
Personal Services - Employee Benefits	-	-	-	-	-
Purchased Professional and Technical Services	-	-	-	-	-
Other Purchased Services (400-500 series)	-	-	-	-	-
Supplies and Materials	-	-	-	-	-
Other Objects	-	-	-	-	-
Total Summer School - Support Services	-	-	-	-	-
Total Summer School	-	-	-	-	-
Other Special Schools - Instruction					
Salaries of Teachers	-	-	-	-	-
Other Salaries for Instruction	-	-	-	-	-
Purchased Professional and Technical Services	-	-	-	-	-
Other Purchased Services (400-500 series)	-	-	-	-	-
General Supplies	-	-	-	-	-
Textbooks	-	-	-	-	-
Other Objects	-	-	-	-	-
Total Other Special Schools - Instruction	-	-	-	-	-
Other Special Schools - Support Services					
Salaries	-	-	-	-	-
Personal Services - Employee Benefits	-	-	-	-	-
Purchased Professional and Technical Services	-	-	-	-	-
Other Purchased Services (400-500 series)	-	-	-	-	-
Supplies and Materials	-	-	-	-	-
Other Objects	-	-	-	-	-
Total Other Special Schools - Support Services	-	-	-	-	-
Total Other Special Schools	-	-	-	-	-
Accred. Even./Adult H.S./Post-Grad.-Inst.					
Salaries of Teachers	-	-	-	-	-
Other Salaries for Instruction	-	-	-	-	-
Purchased Professional and Technical Services	-	-	-	-	-
Other Purchased Services (400-500 series)	-	-	-	-	-
General Supplies	-	-	-	-	-
Textbooks	-	-	-	-	-
Other Objects	-	-	-	-	-
Total Accred. Even./Adult H.S./Post-Grad.-Inst.	-	-	-	-	-
Accred. Even./Adult H.S./Post-Grad.-Supp. Service					
Salaries	-	-	-	-	-
Personal Services - Employee Benefits	-	-	-	-	-
Purchased Professional and Technical Services	-	-	-	-	-
Other Purchased Services (400-500 series)	-	-	-	-	-
Supplies and Materials	-	-	-	-	-
Other Objects	-	-	-	-	-
Total Accred. Even./Adult H.S./Post-Grad.-Supp. Service	-	-	-	-	-
Total Accred. Even./Adult H.S./Post-Grad.	-	-	-	-	-
Adult Education-Local-Instruction					
Salaries of Teachers	-	-	-	-	-
Other Salaries for Instruction	-	-	-	-	-
Purchased Professional and Technical Services	-	-	-	-	-
Other Purchased Services (400-500 series)	-	-	-	-	-
General Supplies	-	-	-	-	-
Textbooks	-	-	-	-	-
Other Objects	-	-	-	-	-
Total Adult Education-Local-Instruction	-	-	-	-	-

**PATERSON PUBLIC SCHOOLS
 BLENDED RESOURCE FUND 15
 SCHEDULE OF BLENDED EXPENDITURES-BUDGET AND ACTUAL
 FOR THE FISCAL YEAR ENDED JUNE 30, 2009**

<u>School: No. 75 NSW</u>	<u>Original Budget</u>	<u>Budget Transfers</u>	<u>Final Budget</u>	<u>Actual</u>	<u>Variance Final to Actual</u>
Adult Education-Local -Support Serv.					
Salaries	-	-	-	-	-
Personal Services - Employee Benefits	-	-	-	-	-
Purchased Professional and Technical Services	-	-	-	-	-
Other Purchased Services (400-500 series)	-	-	-	-	-
Supplies and Materials	-	-	-	-	-
Other Objects	-	-	-	-	-
Total Adult Education-Local -Support Serv.	-	-	-	-	-
Total Adult Education-Local	-	-	-	-	-
Vocational Evening-Local-Instruction					
Salaries of Teachers	-	-	-	-	-
Other Salaries for Instruction	-	-	-	-	-
Purchased Professional and Technical Services	-	-	-	-	-
Other Purchased Services (400-500 series)	-	-	-	-	-
General Supplies	-	-	-	-	-
Textbooks	-	-	-	-	-
Other Objects	-	-	-	-	-
Total Vocational Evening-Local-Instruction	-	-	-	-	-
Vocational Evening-Local-Support Serv.					
Salaries	-	-	-	-	-
Personal Services - Employee Benefits	-	-	-	-	-
Purchased Professional and Technical Services	-	-	-	-	-
Other Purchased Services (400-500 series)	-	-	-	-	-
Supplies and Materials	-	-	-	-	-
Other Objects	-	-	-	-	-
Total Vocational Evening-Local-Support Serv.	-	-	-	-	-
Total Vocational Evening-Local	-	-	-	-	-
Even.-Sch.-Foreign-Born-Local-Inst.					
Salaries of Teachers	-	-	-	-	-
Other Salaries for Instruction	-	-	-	-	-
Purchased Professional and Technical Services	-	-	-	-	-
Other Purchased Services (400-500 series)	-	-	-	-	-
General Supplies	-	-	-	-	-
Textbooks	-	-	-	-	-
Other Objects	-	-	-	-	-
Total Even.-Sch.-Foreign-Born-Local-Inst.	-	-	-	-	-
Even.-Sch.-Foreign-Born-Local-Sup. Serv.					
Salaries	-	-	-	-	-
Personal Services - Employee Benefits	-	-	-	-	-
Purchased Professional and Technical Services	-	-	-	-	-
Other Purchased Services (400-500 series)	-	-	-	-	-
Supplies and Materials	-	-	-	-	-
Other Objects	-	-	-	-	-
Total Even.-Sch.-Foreign-Born-Local-Sup. Serv.	-	-	-	-	-
Total Even.-Sch.-Foreign-Born-Local	-	-	-	-	-
TOTAL SPECIAL SCHOOLS	-	-	-	-	-
Transfer of Funds to Charter Schools	-	-	-	-	-
TOTAL SCHOOL BASED EXPENDITURES	\$ 4,187,017	\$ (29,717)	\$ 4,157,300	\$ 3,801,005	\$ 356,295

**PATERSON PUBLIC SCHOOLS
 BLENDED RESOURCE FUND 15
 SCHEDULE OF BLENDED EXPENDITURES-BUDGET AND ACTUAL
 FOR THE FISCAL YEAR ENDED JUNE 30, 2009**

<u>School: No. 75 NSW</u>	<u>Original Budget</u>	<u>Budget Transfers</u>	<u>Final Budget</u>	<u>Actual</u>	<u>Variance Final to Actual</u>
Other Financing Sources:					
Operating Transfer In	\$ 4,187,017	\$ (29,717)	\$ 4,157,300	\$ 3,801,005	\$ 356,295
Operating Transfer Out:					
Transfer to Food Service Fund - Board Contribution	-	-	-	-	-
Capital Leases (non-budgeted)	-	-	-	-	-
Total Other Financing Sources:	<u>4,187,017</u>	<u>(29,717)</u>	<u>4,157,300</u>	<u>3,801,005</u>	<u>356,295</u>
Excess (Deficiency) of Other Financing Sources Over (Under) Expenditures and Other Financing (Uses)	-	-	-	-	-
Fund Balance, July 1	-	-	-	-	-
Fund Balance, June 30	<u>\$ -</u>	<u>\$ -</u>	<u>\$ -</u>	<u>\$ -</u>	<u>\$ -</u>

**PATERSON PUBLIC SCHOOLS
 BLENDED RESOURCE FUND 15
 SCHEDULE OF BLENDED EXPENDITURES-BUDGET AND ACTUAL
 FOR THE FISCAL YEAR ENDED JUNE 30, 2009**

<u>School: Academy High School</u>	<u>Original Budget</u>	<u>Budget Transfers</u>	<u>Final Budget</u>	<u>Actual</u>	<u>Variance Final to Actual</u>
REGULAR PROGRAMS - INSTRUCTION					
Regular Programs - Instruction					
Kindergarten - Salaries of Teachers		-			-
Grades 1-5 - Salaries of Teachers		-			-
Grades 6-8 - Salaries of Teachers		-			-
Grades 9-12 - Salaries of Teachers	\$ 8,250,968	\$ (637,921)	\$ 7,613,047	\$ 7,603,534	\$ 9,513
Regular Programs - Home Instruction:					
Salaries of Teachers		-			-
Other Salaries for Instruction		-			-
Purchased Professional -Educational Services		-			-
Purchased Technical Services		-			-
Other Purchased Services (400-500 series)		-			-
General Supplies		-			-
Textbooks		-			-
Other Objects		-			-
Regular Programs - Undistributed Instruction					
Other Salaries for Instruction	176,872	-	176,872	163,213	13,659
Purchased Professional-Educational Services	65,500	-	65,500	65,000	500
Purchased Technical Services	1,900	5,100	7,000	2,394	4,606
Other Purchased Services (400-500 series)	800	-	800		800
General Supplies	196,804	(4,022)	192,782	153,194	39,588
Textbooks	61,054	-	61,054	29,067	31,987
Other Objects	8,700	2,200	10,900	5,294	5,606
TOTAL REGULAR PROGRAMS - INSTRUCTION	<u>8,762,598</u>	<u>(634,643)</u>	<u>8,127,955</u>	<u>8,021,696</u>	<u>106,259</u>
SPECIAL EDUCATION - INSTRUCTION					
Cognitive - Mild:					
Salaries of Teachers	94,375	(6,666)	87,709	77,993	9,716
Other Salaries for Instruction	-	-	-	-	-
Purchased Professional-Educational Services	17,000	-	17,000	17,000	-
Purchased Technical Services	-	-	-	-	-
Other Purchased Services (400-500 series)	-	-	-	-	-
General Supplies	12,500	-	12,500	12,123	377
Textbooks	-	-	-	-	-
Other Objects	-	-	-	-	-
Total Cognitive - Mild	<u>123,875</u>	<u>(6,666)</u>	<u>117,209</u>	<u>107,116</u>	<u>10,093</u>
Cognitive - Moderate:					
Salaries of Teachers	352,162	-	352,162	323,873	28,289
Other Salaries for Instruction	349,521	-	349,521	339,770	9,751
Purchased Professional-Educational Services	-	-	-	-	-
Purchased Technical Services	-	-	-	-	-
Other Purchased Services (400-500 series)	-	-	-	-	-
General Supplies	4,000	-	4,000	3,775	225
Textbooks	-	-	-	-	-
Other Objects	-	-	-	-	-
Total Cognitive - Moderate	<u>705,683</u>	<u>-</u>	<u>705,683</u>	<u>667,418</u>	<u>38,265</u>
Learning and/or Language Disabilities:					
Salaries of Teachers	-	-	-	-	-
Other Salaries for Instruction	-	-	-	-	-
Purchased Professional-Educational Services	-	-	-	-	-
Purchased Technical Services	-	-	-	-	-
Other Purchased Services (400-500 series)	-	-	-	-	-
General Supplies	-	-	-	-	-
Textbooks	-	-	-	-	-
Other Objects	-	-	-	-	-
Total Learning and/or Language Disabilities	<u>-</u>	<u>-</u>	<u>-</u>	<u>-</u>	<u>-</u>

Continued

**PATERSON PUBLIC SCHOOLS
 BLENDED RESOURCE FUND 15
 SCHEDULE OF BLENDED EXPENDITURES-BUDGET AND ACTUAL
 FOR THE FISCAL YEAR ENDED JUNE 30, 2009**

<u>School: Academy High School</u>	Original Budget	Budget Transfers	Final Budget	Actual	Variance Final to Actual
Visual Impairments:					
Salaries of Teachers	-	-	-	-	-
Other Salaries for Instruction	-	-	-	-	-
Purchased Professional-Educational Services	-	-	-	-	-
Purchased Technical Services	-	-	-	-	-
Other Purchased Services (400-500 series)	-	-	-	-	-
General Supplies	-	-	-	-	-
Textbooks	-	-	-	-	-
Other Objects	-	-	-	-	-
Total Visual Impairments	-	-	-	-	-
Auditory Impairments:					
Salaries of Teachers	-	-	-	-	-
Other Salaries for Instruction	-	-	-	-	-
Purchased Professional-Educational Services	-	-	-	-	-
Purchased Technical Services	-	-	-	-	-
Other Purchased Services (400-500 series)	-	-	-	-	-
General Supplies	-	-	-	-	-
Textbooks	-	-	-	-	-
Other Objects	-	-	-	-	-
Total Auditory Impairments	-	-	-	-	-
Behavioral Disabilities:					
Salaries of Teachers	\$ 19,982	-	\$ 19,982	\$ 19,981	\$ 1
Other Salaries for Instruction	-	-	-	-	-
Purchased Professional-Educational Services	-	-	-	-	-
Purchased Technical Services	-	-	-	-	-
Other Purchased Services (400-500 series)	-	-	-	-	-
General Supplies	1,000	-	1,000	849	151
Textbooks	-	-	-	-	-
Other Objects	-	-	-	-	-
Total Behavioral Disabilities	20,982	-	20,982	20,830	152
Multiple Disabilities:					
Salaries of Teachers	52,691	\$ (52,691)	-	-	-
Other Salaries for Instruction	-	-	-	-	-
Purchased Professional-Educational Services	-	-	-	-	-
Purchased Technical Services	-	-	-	-	-
Other Purchased Services (400-500 series)	-	-	-	-	-
General Supplies	150	-	150	117	33
Textbooks	-	-	-	-	-
Other Objects	-	-	-	-	-
Total Multiple Disabilities	52,841	(52,691)	150	117	33
Resource Room/Resource Center:					
Salaries of Teachers	814,257	13,346	827,603	808,280	19,323
Other Salaries for Instruction	62,006	(21,083)	40,923	33,838	7,085
Purchased Professional-Educational Services	-	-	-	-	-
Purchased Technical Services	-	-	-	-	-
Other Purchased Services (400-500 series)	-	-	-	-	-
General Supplies	1,250	-	1,250	713	537
Textbooks	-	-	-	-	-
Other Objects	-	-	-	-	-
Total Resource Room/Resource Center	877,513	(7,737)	869,776	842,831	26,945

Continued

PATERSON PUBLIC SCHOOLS
BLENDED RESOURCE FUND 15
SCHEDULE OF BLENDED EXPENDITURES-BUDGET AND ACTUAL
FOR THE FISCAL YEAR ENDED JUNE 30, 2009

<u>School: Academy High School</u>	Original Budget	Budget Transfers	Final Budget	Actual	Variance Final to Actual
Autism:					
Salaries of Teachers	\$ 111,518	-	\$ 111,518	\$ 110,519	\$ 999
Other Salaries for Instruction	153,909	\$ 13,307	167,216	167,216	-
Purchased Professional-Educational Services	9,350	(1,300)	8,050	7,500	550
Purchased Technical Services	-	-	-	-	-
Other Purchased Services (400-500 series)	-	-	-	-	-
General Supplies	4,000	-	4,000	3,736	264
Textbooks	-	-	-	-	-
Other Objects	-	-	-	-	-
Total Autism	<u>278,777</u>	<u>12,007</u>	<u>290,784</u>	<u>288,971</u>	<u>1,813</u>
Preschool Disabilities - Part-Time:					
Salaries of Teachers	-	-	-	-	-
Other Salaries for Instruction	-	-	-	-	-
Purchased Professional-Educational Services	-	-	-	-	-
Purchased Technical Services	-	-	-	-	-
Other Purchased Services (400-500 series)	-	-	-	-	-
General Supplies	-	-	-	-	-
Textbooks	-	-	-	-	-
Other Objects	-	-	-	-	-
Total Preschool Disabilities - Part-Time	<u>-</u>	<u>-</u>	<u>-</u>	<u>-</u>	<u>-</u>
Preschool Disabilities - Full-Time:					
Salaries of Teachers	-	-	-	-	-
Other Salaries for Instruction	-	-	-	-	-
Purchased Professional-Educational Services	-	-	-	-	-
Purchased Technical Services	-	-	-	-	-
Other Purchased Services (400-500 series)	-	-	-	-	-
General Supplies	-	-	-	-	-
Textbooks	-	-	-	-	-
Other Objects	-	-	-	-	-
Total Preschool Disabilities - Full-Time:	<u>-</u>	<u>-</u>	<u>-</u>	<u>-</u>	<u>-</u>
Home Instruction:					
Salaries of Teachers	-	-	-	-	-
Other Salaries for Instruction	-	-	-	-	-
Purchased Professional-Educational Services	-	-	-	-	-
Purchased Technical Services	-	-	-	-	-
Other Purchased Services (400-500 series)	-	-	-	-	-
General Supplies	-	-	-	-	-
Textbooks	-	-	-	-	-
Other Objects	-	-	-	-	-
Total Home Instruction	<u>-</u>	<u>-</u>	<u>-</u>	<u>-</u>	<u>-</u>
Cognitive - Severe:					
Salaries of Teachers	-	-	-	-	-
Other Salaries for Instruction	-	-	-	-	-
Purchased Professional-Educational Services	-	-	-	-	-
Purchased Technical Services	-	-	-	-	-
Other Purchased Services (400-500 series)	-	-	-	-	-
General Supplies	-	-	-	-	-
Textbooks	-	-	-	-	-
Other Objects	-	-	-	-	-
Total Cognitive - Severe	<u>-</u>	<u>-</u>	<u>-</u>	<u>-</u>	<u>-</u>
TOTAL SPECIAL EDUCATION - INSTRUCTION	<u>2,059,671</u>	<u>(55,087)</u>	<u>2,004,584</u>	<u>1,927,283</u>	<u>77,301</u>

Continued

**PATERSON PUBLIC SCHOOLS
 BLENDED RESOURCE FUND 15
 SCHEDULE OF BLENDED EXPENDITURES-BUDGET AND ACTUAL
 FOR THE FISCAL YEAR ENDED JUNE 30, 2009**

<u>School: Academy High School</u>	<u>Original Budget</u>	<u>Budget Transfers</u>	<u>Final Budget</u>	<u>Actual</u>	<u>Variance Final to Actual</u>
Basic Skills/Remedial - Instruction					
Salaries of Teachers	-	-	-	-	-
Other Salaries for Instruction	-	-	-	-	-
Purchased Professional-Educational Services	-	-	-	-	-
Purchased Technical Services	-	-	-	-	-
Other Purchased Services (400-500 series)	-	-	-	-	-
General Supplies	-	-	-	-	-
Textbooks	-	-	-	-	-
Other Objects	-	-	-	-	-
Total Basic Skills/Remedial - Instruction	-	-	-	-	-
Bilingual Education - Instruction					
Salaries of Teachers	\$ 1	-	\$ 1	-	\$ 1
Other Salaries for Instruction	-	-	-	-	-
Purchased Professional-Educational Services	-	-	-	-	-
Purchased Technical Services	-	-	-	-	-
Other Purchased Services (400-500 series)	-	-	-	-	-
General Supplies	900	-	900	\$ 824	76
Textbooks	-	-	-	-	-
Other Objects	-	-	-	-	-
Total Bilingual Education - Instruction	901	-	901	824	77
Vocational Programs - Local - Instruction					
Salaries of Teachers	-	-	-	-	-
Other Salaries for Instruction	-	-	-	-	-
Purchased Professional-Educational Services	-	-	-	-	-
Purchased Technical Services	-	-	-	-	-
Other Purchased Services (400-500 series)	-	-	-	-	-
General Supplies	-	-	-	-	-
Textbooks	-	-	-	-	-
Other Objects	-	-	-	-	-
Total Vocational Programs - Local - Instruction	-	-	-	-	-
School-Spon. Cocurricular Actvts. - Inst.					
Salaries	2,900	-	2,900	946	1,954
Purchased Services (300-500 series)	-	-	-	-	-
Supplies and Materials	-	-	-	-	-
Other Objects	-	-	-	-	-
Transfers to Cover Deficit (Agency Funds)	-	-	-	-	-
Total School-Spon. Cocurricular Actvts. - Inst.	2,900	-	2,900	946	1,954
School-Spon. Cocurricular Athletics - Inst.					
Salaries	-	-	-	-	-
Purchased Services (300-500 series)	-	-	-	-	-
Supplies and Materials	-	-	-	-	-
Other Objects	-	-	-	-	-
Transfers to Cover Deficit (Agency Funds)	-	-	-	-	-
Total School-Spon. Cocurricular Athletics - Inst.	-	-	-	-	-
Other Instructional Programs - Instruction					
Salaries	-	-	-	-	-
Purchased Services (300-500 series)	-	-	-	-	-
Supplies and Materials	-	-	-	-	-
Other Objects	-	-	-	-	-
Transfers to Cover Deficit (Agency Funds)	-	-	-	-	-
Total Other Instructional Programs - Instruction	-	-	-	-	-

**PATERSON PUBLIC SCHOOLS
BLENDED RESOURCE FUND 15
SCHEDULE OF BLENDED EXPENDITURES-BUDGET AND ACTUAL
FOR THE FISCAL YEAR ENDED JUNE 30, 2009**

<u>School: Academy High School</u>	Original Budget	Budget Transfers	Final Budget	Actual	Variance Final to Actual
Community Services Programs/Operations					
Salaries	-	-	-	-	-
Purchased Services (300-500 series)	-	-	-	-	-
Supplies and Materials	-	-	-	-	-
Other Objects	-	-	-	-	-
Transfers to Cover Deficit (Agency Funds)	-	-	-	-	-
Total Community Services/Operations	-	-	-	-	-
Total Instruction	\$ 10,826,070	\$ (689,730)	\$ 10,136,340	\$ 9,950,749	\$ 185,591
Undistributed Expenditures - Instruction:					
Tuition to Other LEAs Within the State - Regular	-	-	-	-	-
Tuition to Other LEAs Within the Stat - Special	-	-	-	-	-
Tuition to County Voc. School Dist. - Regular	-	-	-	-	-
Tuition to County Voc. School Dist. - Special	-	-	-	-	-
Tuition to CSSD & Regional Day Schools	-	-	-	-	-
Tuition to Private Schools for the Disabled - Within State	-	-	-	-	-
Tuition to Private Schools for the Disabled & Oth LEAS - Spl, O/S	-	-	-	-	-
Tuition - State Facilities	-	-	-	-	-
Tuition - Other	-	-	-	-	-
Total Undistributed Expenditures - Instruction:	-	-	-	-	-
Undistributed Expend. - Attend. & Social Work					
Salaries	104,722	422	105,144	87,689	17,455
Purchased Professional and Technical Services	-	-	-	-	-
Other Purchased Services (400-500 series)	-	-	-	-	-
Supplies and Materials	400	500	900	-	900
Other Objects	-	-	-	-	-
Total Undistributed Expend. - Attend. & Social Work	105,122	922	106,044	87,689	18,355
Undistributed Expenditures - Health Services					
Salaries	376,651	-	376,651	376,651	-
Purchased Professional and Technical Services	-	-	-	-	-
Other Purchased Services (400-500 series)	-	-	-	-	-
Supplies and Materials	1,550	-	1,550	748	802
Other Objects	-	-	-	-	-
Total Undistributed Expenditures - Health Services	378,201	-	378,201	377,399	802
Undist. Expend. - Other Supp. Serv. Students - Related Serv.					
Salaries	-	-	-	-	-
Purchased Professional - Educational Services	-	-	-	-	-
Supplies and Materials	-	-	-	-	-
Other Objects	-	-	-	-	-
Total Undist. Expend. - Other Supp. Serv. Students - Related Serv.	-	-	-	-	-
Undist. Expend. - Other Supp. Serv. Students - Extra Serv.					
Salaries	-	-	-	-	-
Purchased Professional - Educational Services	-	-	-	-	-
Supplies and Materials	-	-	-	-	-
Other Objects	-	-	-	-	-
Total Undist. Expend. - Other Supp. Serv. Students - Extra Serv.	-	-	-	-	-
Undist. Expend. - Other Supp. Serv. Students-Reg.					
Salaries	773,676	(103,660)	670,016	662,076	7,940
Salaries of Secretarial and Clerical Assistants	-	-	-	-	-
Other Salaries	-	-	-	-	-
Purchased Professional - Educational Services	-	-	-	-	-
Other Purchased Prof. and Tech. Services	-	-	-	-	-
Other Purchased Services (400-500 series)	-	-	-	-	-
Supplies and Materials	7,437	(3,300)	4,137	1,068	3,069
Other Objects	1,588	672	2,260	-	2,260
Total Undist. Expend. - Other Supp. Serv. Students-Reg.	782,701	(106,288)	676,413	663,144	13,269

Continued

PATERSON PUBLIC SCHOOLS
BLENDED RESOURCE FUND 15
SCHEDULE OF BLENDED EXPENDITURES-BUDGET AND ACTUAL
FOR THE FISCAL YEAR ENDED JUNE 30, 2009

<u>School: Academy High School</u>	<u>Original Budget</u>	<u>Budget Transfers</u>	<u>Final Budget</u>	<u>Actual</u>	<u>Variance Final to Actual</u>
Undist. Expend. - Other Supp. Serv. Students -Spl.					
Salaries of Other Professional Staff	-	-	-	-	-
Salaries of Secretarial and Clerical Assistants	-	-	-	-	-
Other Salaries	-	-	-	-	-
Purchased Professional - Educational Services	-	-	-	-	-
Other Purchased Prof. and Tech. Services	-	-	-	-	-
Residential Costs	-	-	-	-	-
Mis. Pur. Serv.(400-500 series O/than Residential)	-	-	-	-	-
Supplies and Materials	-	-	-	-	-
Other Objects	-	-	-	-	-
Total Undist. Expend. - Other Supp. Serv. Students -Spl.	-	-	-	-	-
Undist. Expend. - Improvement of Inst. Serv.					
Salaries of Supervisor of Instruction	-	-	-	-	-
Salaries of Other Professional Staff	\$ 86,858	\$ (8,179)	\$ 78,679	\$ 76,967	\$ 1,712
Salaries of Secr and Clerical Assist.	-	-	-	-	-
Other Salaries	183,135	-	183,135	183,135	-
Purchased Prof- Educational Services	3,500	250	3,750	-	3,750
Other Purch Prof. and Tech. Services	1,700	(300)	1,400	-	1,400
Other Purch Services (400-500)	-	-	-	-	-
Supplies and Materials	2,000	-	2,000	846	1,154
Other Objects	-	-	-	-	-
Total Undist. Expend. - Improvement of Inst. Serv.	277,193	(8,229)	268,964	260,948	8,016
Undist. Expend. - Edu. Media Serv./Sch. Library					
Salaries	194,295	-	194,295	194,294	1
Purchased Professional and Technical Services	2,500	-	2,500	-	2,500
Other Purchased Services (400-500 series)	9,600	3,416	13,016	7,206	5,810
Supplies and Materials	23,150	(1,604)	21,546	12,721	8,825
Other Objects	-	-	-	-	-
Total Undist. Expend. - Edu. Media Serv./Sch. Library	229,545	1,812	231,357	214,221	17,136
Undist. Expend. - Instructional Staff Training Serv.					
Salaries of Supervisors of Instruction	-	-	-	-	-
Salaries of Other Professional Staff	-	-	-	-	-
Salaries of Secretarial and Clerical Assist	-	-	-	-	-
Other Salaries	-	-	-	-	-
Purchased Professional - Educational Serv	8,750	-	8,750	-	8,750
Other Purchased Prof. and Tech. Services	-	-	-	-	-
Other Purchased Services (400-500 series)	-	-	-	-	-
Supplies and Materials	-	-	-	-	-
Other Objects	-	-	-	-	-
Total Undist. Expend. - Instructional Staff Training Serv.	8,750	-	8,750	-	8,750
Undist. Expend. - Supp. Serv. - General Admin.					
Salaries	-	-	-	-	-
Legal Services	-	-	-	-	-
Other Purchased Professional Services	-	-	-	-	-
Purchased Technical Services	-	-	-	-	-
Communications/Telephone	-	-	-	-	-
Other Purchased Services (400-500 series)	-	-	-	-	-
Supplies and Materials	-	-	-	-	-
Judgements Against The School District	-	-	-	-	-
Miscellaneous Expenditures	-	-	-	-	-
Total Undist. Expend. - Supp. Serv. - General Admin.	-	-	-	-	-

Continued

PATERSON PUBLIC SCHOOLS
BLENDED RESOURCE FUND 15
SCHEDULE OF BLENDED EXPENDITURES-BUDGET AND ACTUAL
FOR THE FISCAL YEAR ENDED JUNE 30, 2009

<u>School: Academy High School</u>	<u>Original Budget</u>	<u>Budget Transfers</u>	<u>Final Budget</u>	<u>Actual</u>	<u>Variance Final to Actual</u>
Undist. Expend. - Support Serv. - School Admin.					
Salaries of Principals/Assistant Principals	\$ 571,406	\$ (99,416)	\$ 471,990	\$ 471,989	
Salaries of Other Professional Staff		-			-
Salaries of Secretarial and Clerical Assistants	401,378	(14,974)	386,404	353,158	\$ 33,246
Other Salaries		-			-
Purchased Professional and Technical Services		-			-
Other Purchased Services (400-500 series)	1,500	202	1,702	76	1,626
Supplies and Materials	18,315	(2,850)	15,465	12,586	2,879
Other Objects	17,900	1,940	19,840	8,067	11,773
Total Undist. Expend. - Support Serv. - School Admin.	<u>1,010,499</u>	<u>(115,098)</u>	<u>895,401</u>	<u>845,876</u>	<u>49,525</u>
Undist. Expend. -Allowable Maintenance for School Facilities					
Salaries	-	-	-	-	-
Cleaning, Repair, and Maintenance Services	-	-	-	-	-
General Supplies	-	-	-	-	-
Other Objects	-	-	-	-	-
Total Undist. Expend. -Allowable Maintenance for School Facilities	<u>-</u>	<u>-</u>	<u>-</u>	<u>-</u>	<u>-</u>
Undist. Expend. - Oth. Oper. & Maint. of Plant					
Salaries	104,831	-	104,831	83,097	21,734
Purchased Professional and Technical Services	-	-	-	-	-
Cleaning, Repair and Maintenance Services	-	-	-	-	-
Rental of land & Building Other than Lease Purchases	-	-	-	-	-
Other Purchased Property Services	-	-	-	-	-
Insurance	-	-	-	-	-
Miscellaneous Purchased Services	-	-	-	-	-
General Supplies	1,900	1,850	3,750	3,507	243
Energy (Energy and Electricity)	-	-	-	-	-
Other Objects	-	-	-	-	-
Total Undist. Expend. - Other Oper. & Maint. Of Plant	<u>106,731</u>	<u>1,850</u>	<u>108,581</u>	<u>86,604</u>	<u>21,977</u>
Total Undist. Expend. - Oper. & Maint. Of Plant	<u>106,731</u>	<u>1,850</u>	<u>108,581</u>	<u>86,604</u>	<u>21,977</u>
Undist. Expend. - Student Transportation Serv.					
Sal. For Pup. Trans. (Bet. Home and School) - Regular	-	-	-	-	-
Sal. For Pup. Trans. (Bet. Home and School) - Special	-	-	-	-	-
Sal. For Pup. Trans. (Other than Bet. Home and School)	-	-	-	-	-
Management Fees - ESC & CTSA Transportation Programs	-	-	-	-	-
Other Purchased Professional and Technical Services	-	-	-	-	-
Cleaning, Repair and Maintenance Services	-	-	-	-	-
Rental Payments - School Buses	-	-	-	-	-
Lease Purchase Payments - School Buses	-	-	-	-	-
Contract Services - (Between Home and School) - Vendors	-	-	-	-	-
Contr Serv (Oth. than Bet Home & Sch)-Vend	7,750	571	8,321	3,022	5,299
Contract Services - (Between Home and Sch) - Joint Agrmts	-	-	-	-	-
Contr Serv (Spl. Ed. Students) - Vendors	-	-	-	-	-
Contr Serv (Spl. Ed. Students) - Joint Agrmt	-	-	-	-	-
Contr Serv (Regular Students) - ESCs & CTSA	-	-	-	-	-
Contr Serv (Spl. Ed. Students) - ESCs & CTSA	-	-	-	-	-
Contr Serv. - Aid in Lieu Payments	-	-	-	-	-
Misc. Purchased Serv. - Transportation	-	-	-	-	-
Supplies and Materials	-	-	-	-	-
Miscellaneous Expenditures	-	-	-	-	-
Total Undist. Expend. - Student Transportation Serv.	<u>7,750</u>	<u>571</u>	<u>8,321</u>	<u>3,022</u>	<u>5,299</u>

Continued

PATERSON PUBLIC SCHOOLS
BLENDED RESOURCE FUND 15
SCHEDULE OF BLENDED EXPENDITURES-BUDGET AND ACTUAL
FOR THE FISCAL YEAR ENDED JUNE 30, 2009

<u>School: Academy High School</u>	<u>Original Budget</u>	<u>Budget Transfers</u>	<u>Final Budget</u>	<u>Actual</u>	<u>Variance Final to Actual</u>
Undist. Expend. - Business and Other Support Serv.					
Increase in Sale/Lease-back Reserve	-	-	-	-	-
Salaries	-	-	-	-	-
Purchased Professional Services	-	-	-	-	-
Purchased Technical Services	-	-	-	-	-
Other Purchased Services (400-500 series Oth Residential Costs)	-	-	-	-	-
Sale/Lease-back Payments	-	-	-	-	-
Supplies and Materials	-	-	-	-	-
Interest on Current Loan	-	-	-	-	-
Interest on Lease Purchase Agreements	-	-	-	-	-
Miscellaneous Expenditures	-	-	-	-	-
Total Undist. Expend. - Business and Other Support Serv.	-	-	-	-	-
UNALLOCATED BENEFITS					
Group Insurance	-	-	-	-	-
Social Security Contributions	\$ 98,171	\$ 88,762	\$ 186,933	\$ 140,322	\$ 46,611
T.P.A.F. Contributions - ERIP	-	-	-	-	-
Other Retirement Contributions - Regular	-	-	-	-	-
Other Retirement Contributions - ERIP	-	-	-	-	-
Unemployment Compensation	-	-	-	-	-
Workmen's Compensation	-	-	-	-	-
Health Benefits	2,524,491	9,023	2,533,514	2,205,658	327,856
Tuition Reimbursement	-	-	-	-	-
Other Employee Benefits	-	-	-	-	-
TOTAL UNALLOCATED BENEFITS	2,622,662	97,785	2,720,447	2,345,980	374,467
On-behalf TPAF pension Contributions (non-budgeted)	-	-	-	-	-
Reimbursed TPAF Social Security Contributions (non-budgeted)	-	-	-	-	-
TOTAL ON-BEHALF CONTRIBUTIONS	-	-	-	-	-
TOTAL PERSONAL SERVICES - EMPLOYEE BENEFITS	2,622,662	97,785	2,720,447	2,345,980	374,467
Undistributed Expenditures - Food Services					
Transfers to Cover Deficit (Enterprise Fund)	-	-	-	-	-
TOTAL UNDISTRIBUTED EXPENDITURES	5,529,154	(126,675)	5,402,479	4,884,883	517,596
TOTAL SCHOOL BASED BUDGET CURRENT EXPENSE	16,355,224	(816,405)	15,538,819	14,835,632	703,187
CAPITAL OUTLAY					
Equipment					
Regular Program - Instruction:					
Kindergarten	-	-	-	-	-
Grades 1-5	-	-	-	-	-
Grades 6-8	-	-	-	-	-
Grades 9-12	2,000	6,000	8,000	5,310	2,690
Home Instruction	-	-	-	-	-
Special Education - Instruction:					
Cognitive - Mild	-	-	-	-	-
Cognitive - Moderate	-	-	-	-	-
Learning and/or Language Disabilities	-	-	-	-	-
Visual Impairments	-	-	-	-	-
Auditory Impairments	-	-	-	-	-
Behavioral Disabilities	-	-	-	-	-
Multiple Disabilities	-	-	-	-	-
Resource Room/Resource Center	-	-	-	-	-
Autism	-	-	-	-	-
Preschool Disabilities - Part-Time	-	-	-	-	-
Preschool Disabilities - Full-Time	-	-	-	-	-
Home Instruction	-	-	-	-	-
Cognitive - Severe	-	-	-	-	-

Continued

**PATERSON PUBLIC SCHOOLS
 BLENDED RESOURCE FUND 15
 SCHEDULE OF BLENDED EXPENDITURES-BUDGET AND ACTUAL
 FOR THE FISCAL YEAR ENDED JUNE 30, 2009**

<u>School: Academy High School</u>	<u>Original Budget</u>	<u>Budget Transfers</u>	<u>Final Budget</u>	<u>Actual</u>	<u>Variance Final to Actual</u>
Basic Skills/Remedial - Instruction	-	-	-	-	-
Bilingual Education - Instruction	-	-	-	-	-
Vocational Programs - Local - Instruction	-	-	-	-	-
School-Sponsored and Other Instructional Program	-	-	-	-	-
Undistributed Expenditures - Instruction	-	-	-	-	-
Undist.Expend.-Support Serv.-Students - Reg.	-	-	-	-	-
Undist.Expend.-Support Serv. - Related & Extraordinary	-	-	-	-	-
Undist.Expend.-Support Serv.-Students - Special	-	-	-	-	-
Undist.Expend.-Support Serv. - Inst. Staff	-	-	-	-	-
Undistributed Expenditures - General Admin.	-	-	-	-	-
Undistributed Expenditures - School Admin.	-	-	-	-	-
Undistributed Expenditures - Operation of Plant Services	-	-	-	-	-
Undistributed Expenditures - Student Trans. - Non Inst. Equip	-	-	-	-	-
School Buses - Regular	-	-	-	-	-
School Buses - Special	-	-	-	-	-
Undistributed Expenditures - Business/Other Support Serv.	-	-	-	-	-
Undistributed Expenditures - Non Inst. Serv.	-	-	-	-	-
Special Schools (All Programs)	-	-	-	-	-
Total Equipment	2,000	6,000	8,000	5,310	2,690
Facilities Acquisition and Construction Services					
Salaries	-	-	-	-	-
Legal Services	-	-	-	-	-
Other Purchased Prof. and Tech. Services	-	-	-	-	-
Construction Services	-	-	-	-	-
General Supplies	-	-	-	-	-
Land and Improvements	-	-	-	-	-
Lease Purchase Agreements - Principal	-	-	-	-	-
Buildings Other than Lease Purchase Agreement	-	-	-	-	-
Other Objects	-	-	-	-	-
Facilities Grant - Transfer to Special Revenue	-	-	-	-	-
Total Facilities Acquisition and Construction Services	-	-	-	-	-
Capital Reserve - Transfer to Capital Projects	-	-	-	-	-
Capital Reserve - Transfer to Debt Service	-	-	-	-	-
Assets Acquired Under Capital Leases (non-budgeted)					
Undistributed Expenditures:					
General Administration	-	-	-	-	-
School Administration	-	-	-	-	-
Assets Acquired Under Capital Leases (non-budgeted)	-	-	-	-	-
TOTAL CAPITAL OUTLAY	\$ 2,000	\$ 6,000	\$ 8,000	\$ 5,310	\$ 2,690
SPECIAL SCHOOLS					
Summer School - Instruction					
Salaries of Teachers	-	-	-	-	-
Other Salaries for Instruction	-	-	-	-	-
Purchased Professional and Technical Services	-	-	-	-	-
Other Purchased Services (400-500 series)	-	-	-	-	-
General Supplies	-	-	-	-	-
Textbooks	-	-	-	-	-
Other Objects	-	-	-	-	-
Total Summer School - Instruction	-	-	-	-	-

Continued

**PATERSON PUBLIC SCHOOLS
 BLENDED RESOURCE FUND 15
 SCHEDULE OF BLENDED EXPENDITURES-BUDGET AND ACTUAL
 FOR THE FISCAL YEAR ENDED JUNE 30, 2009**

<u>School: Academy High School</u>	<u>Original Budget</u>	<u>Budget Transfers</u>	<u>Final Budget</u>	<u>Actual</u>	<u>Variance Final to Actual</u>
Summer School - Support Services					
Salaries	-	-	-	-	-
Personal Services - Employee Benefits	-	-	-	-	-
Purchased Professional and Technical Services	-	-	-	-	-
Other Purchased Services (400-500 series)	-	-	-	-	-
Supplies and Materials	-	-	-	-	-
Other Objects	-	-	-	-	-
Total Summer School - Support Services	-	-	-	-	-
Total Summer School	-	-	-	-	-
Other Special Schools - Instruction					
Salaries of Teachers	-	-	-	-	-
Other Salaries for Instruction	-	-	-	-	-
Purchased Professional and Technical Services	-	-	-	-	-
Other Purchased Services (400-500 series)	-	-	-	-	-
General Supplies	-	-	-	-	-
Textbooks	-	-	-	-	-
Other Objects	-	-	-	-	-
Total Other Special Schools - Instruction	-	-	-	-	-
Other Special Schools - Support Services					
Salaries	-	-	-	-	-
Personal Services - Employee Benefits	-	-	-	-	-
Purchased Professional and Technical Services	-	-	-	-	-
Other Purchased Services (400-500 series)	-	-	-	-	-
Supplies and Materials	-	-	-	-	-
Other Objects	-	-	-	-	-
Total Other Special Schools - Support Services	-	-	-	-	-
Total Other Special Schools	-	-	-	-	-
Accred. Even./Adult H.S./Post-Grad.-Inst.					
Salaries of Teachers	-	-	-	-	-
Other Salaries for Instruction	-	-	-	-	-
Purchased Professional and Technical Services	-	-	-	-	-
Other Purchased Services (400-500 series)	-	-	-	-	-
General Supplies	-	-	-	-	-
Textbooks	-	-	-	-	-
Other Objects	-	-	-	-	-
Total Accred. Even./Adult H.S./Post-Grad.-Inst.	-	-	-	-	-
Accred. Even./Adult H.S./Post-Grad.-Supp. Service					
Salaries	-	-	-	-	-
Personal Services - Employee Benefits	-	-	-	-	-
Purchased Professional and Technical Services	-	-	-	-	-
Other Purchased Services (400-500 series)	-	-	-	-	-
Supplies and Materials	-	-	-	-	-
Other Objects	-	-	-	-	-
Total Accred. Even./Adult H.S./Post-Grad.-Supp. Service	-	-	-	-	-
Total Accred. Even./Adult H.S./Post-Grad.	-	-	-	-	-
Adult Education-Local-Instruction					
Salaries of Teachers	-	-	-	-	-
Other Salaries for Instruction	-	-	-	-	-
Purchased Professional and Technical Services	-	-	-	-	-
Other Purchased Services (400-500 series)	-	-	-	-	-
General Supplies	-	-	-	-	-
Textbooks	-	-	-	-	-
Other Objects	-	-	-	-	-
Total Adult Education-Local-Instruction	-	-	-	-	-

Continued

**PATERSON PUBLIC SCHOOLS
 BLENDED RESOURCE FUND 15
 SCHEDULE OF BLENDED EXPENDITURES-BUDGET AND ACTUAL
 FOR THE FISCAL YEAR ENDED JUNE 30, 2009**

<u>School: Academy High School</u>	<u>Original Budget</u>	<u>Budget Transfers</u>	<u>Final Budget</u>	<u>Actual</u>	<u>Variance Final to Actual</u>
Adult Education-Local -Support Serv.					
Salaries	-	-	-	-	-
Personal Services - Employee Benefits	-	-	-	-	-
Purchased Professional and Technical Services	-	-	-	-	-
Other Purchased Services (400-500 series)	-	-	-	-	-
Supplies and Materials	-	-	-	-	-
Other Objects	-	-	-	-	-
Total Adult Education-Local -Support Serv.	-	-	-	-	-
Total Adult Education-Local	-	-	-	-	-
Vocational Evening-Local-Instruction					
Salaries of Teachers	-	-	-	-	-
Other Salaries for Instruction	-	-	-	-	-
Purchased Professional and Technical Services	-	-	-	-	-
Other Purchased Services (400-500 series)	-	-	-	-	-
General Supplies	-	-	-	-	-
Textbooks	-	-	-	-	-
Other Objects	-	-	-	-	-
Total Vocational Evening-Local-Instruction	-	-	-	-	-
Vocational Evening-Local-Support Serv.					
Salaries	-	-	-	-	-
Personal Services - Employee Benefits	-	-	-	-	-
Purchased Professional and Technical Services	-	-	-	-	-
Other Purchased Services (400-500 series)	-	-	-	-	-
Supplies and Materials	-	-	-	-	-
Other Objects	-	-	-	-	-
Total Vocational Evening-Local-Support Serv.	-	-	-	-	-
Total Vocational Evening-Local	-	-	-	-	-
Even.-Sch.-Foreign-Born-Local-Inst.					
Salaries of Teachers	-	-	-	-	-
Other Salaries for Instruction	-	-	-	-	-
Purchased Professional and Technical Services	-	-	-	-	-
Other Purchased Services (400-500 series)	-	-	-	-	-
General Supplies	-	-	-	-	-
Textbooks	-	-	-	-	-
Other Objects	-	-	-	-	-
Total Even.-Sch.-Foreign-Born-Local-Inst.	-	-	-	-	-
Even.-Sch.-Foreign-Born-Local-Sup. Serv.					
Salaries	-	-	-	-	-
Personal Services - Employee Benefits	-	-	-	-	-
Purchased Professional and Technical Services	-	-	-	-	-
Other Purchased Services (400-500 series)	-	-	-	-	-
Supplies and Materials	-	-	-	-	-
Other Objects	-	-	-	-	-
Total Even.-Sch.-Foreign-Born-Local-Sup. Serv.	-	-	-	-	-
Total Even.-Sch.-Foreign-Born-Local	-	-	-	-	-
TOTAL SPECIAL SCHOOLS	-	-	-	-	-
Transfer of Funds to Charter Schools	-	-	-	-	-
TOTAL SCHOOL BASED EXPENDITURES	\$ 16,357,224	\$ (810,405)	\$ 15,546,819	\$ 14,840,942	\$ 705,877

**PATERSON PUBLIC SCHOOLS
 BLENDED RESOURCE FUND 15
 SCHEDULE OF BLENDED EXPENDITURES-BUDGET AND ACTUAL
 FOR THE FISCAL YEAR ENDED JUNE 30, 2009**

<u>School: Academy High School</u>	<u>Original Budget</u>	<u>Budget Transfers</u>	<u>Final Budget</u>	<u>Actual</u>	<u>Variance Final to Actual</u>
Other Financing Sources:					
Operating Transfer In	\$ 16,357,224	\$ (810,405)	\$ 15,546,819	\$ 14,840,942	\$ 705,877
Operating Transfer Out:					
Transfer to Food Service Fund - Board Contribution	-	-	-	-	-
Capital Leases (non-budgeted)	-	-	-	-	-
Total Other Financing Sources:	<u>16,357,224</u>	<u>(810,405)</u>	<u>15,546,819</u>	<u>14,840,942</u>	<u>705,877</u>
Excess (Deficiency) of Other Financing Sources Over (Under) Expenditures and Other Financing (Uses)	-	-	-	-	-
Fund Balance, July 1	-	-	-	-	-
Fund Balance, June 30	<u>\$ -</u>	<u>\$ -</u>	<u>\$ -</u>	<u>\$ -</u>	<u>\$ -</u>

PATERSON PUBLIC SCHOOLS
BLENDED RESOURCE FUND 15
SCHEDULE OF BLENDED EXPENDITURES-BUDGET AND ACTUAL
FOR THE FISCAL YEAR ENDED JUNE 30, 2009

<u>School: No. 316 NEW ROBERTO CLEMENTE</u>	<u>Original</u>	<u>Budget</u>	<u>Final</u>		<u>Variance</u>
	<u>Budget</u>	<u>Transfers</u>	<u>Budget</u>	<u>Actual</u>	<u>Final to Actual</u>
REGULAR PROGRAMS - INSTRUCTION					
Regular Programs - Instruction					
Kindergarten - Salaries of Teachers	\$ 155,475	-	\$ 155,475	\$ 153,975	\$ 1,500
Grades 1-5 - Salaries of Teachers	1,048,208	\$ 56,450	1,104,658	1,104,658	-
Grades 6-8 - Salaries of Teachers	1,164,595	(38,375)	1,126,220	1,126,220	-
Grades 9-12 - Salaries of Teachers					-
Regular Programs - Home Instruction:					
Salaries of Teachers					-
Other Salaries for Instruction					-
Purchased Professional -Educational Services					-
Purchased Technical Services					-
Other Purchased Services (400-500 series)					-
General Supplies					-
Textbooks					-
Other Objects					-
Regular Programs - Undistributed Instruction					
Other Salaries for Instruction	114,137		114,137	113,555	582
Purchased Professional-Educational Services					-
Purchased Technical Services					-
Other Purchased Services (400-500 series)			1,250	75	1,175
General Supplies	127,633		127,633	124,336	3,297
Textbooks	35,500		27,258	13,201	14,057
Other Objects			4,434	600	3,834
TOTAL REGULAR PROGRAMS - INSTRUCTION	2,645,548	15,517	2,661,065	2,636,620	24,445
SPECIAL EDUCATION - INSTRUCTION					
Cognitive - Mild:					
Salaries of Teachers	-	-	-	-	-
Other Salaries for Instruction	-	-	-	-	-
Purchased Professional-Educational Services	-	-	-	-	-
Purchased Technical Services	-	-	-	-	-
Other Purchased Services (400-500 series)	-	-	-	-	-
General Supplies	-	-	-	-	-
Textbooks	-	-	-	-	-
Other Objects	-	-	-	-	-
Total Cognitive - Mild	-	-	-	-	-
Cognitive - Moderate:					
Salaries of Teachers	-	-	-	-	-
Other Salaries for Instruction	-	-	-	-	-
Purchased Professional-Educational Services	-	-	-	-	-
Purchased Technical Services	-	-	-	-	-
Other Purchased Services (400-500 series)	-	-	-	-	-
General Supplies	-	-	-	-	-
Textbooks	-	-	-	-	-
Other Objects	-	-	-	-	-
Total Cognitive - Moderate	-	-	-	-	-
Learning and/or Language Disabilities:					
Salaries of Teachers	103,719	2,900	106,619	106,619	-
Other Salaries for Instruction	74,708	4,708	79,416	79,416	-
Purchased Professional-Educational Services	-	-	-	-	-
Purchased Technical Services	-	-	-	-	-
Other Purchased Services (400-500 series)	-	-	-	-	-
General Supplies	6,350	-	6,350	4,356	1,994
Textbooks	4,000	-	4,000	63	3,937
Other Objects	-	-	-	-	-
Total Learning and/or Language Disabilities	188,777	7,608	196,385	190,454	5,931

Continued

**PATERSON PUBLIC SCHOOLS
 BLENDED RESOURCE FUND 15
 SCHEDULE OF BLENDED EXPENDITURES-BUDGET AND ACTUAL
 FOR THE FISCAL YEAR ENDED JUNE 30, 2009**

<u>School: No. 316 NEW ROBERTO CLEMENTE</u>	Original Budget	Budget Transfers	Final Budget	Actual	Variance Final to Actual
Visual Impairments:					
Salaries of Teachers	-	-	-	-	-
Other Salaries for Instruction	-	-	-	-	-
Purchased Professional-Educational Services	-	-	-	-	-
Purchased Technical Services	-	-	-	-	-
Other Purchased Services (400-500 series)	-	-	-	-	-
General Supplies	-	-	-	-	-
Textbooks	-	-	-	-	-
Other Objects	-	-	-	-	-
Total Visual Impairments	-	-	-	-	-
Auditory Impairments:					
Salaries of Teachers					-
Other Salaries for Instruction					-
Purchased Professional-Educational Services					-
Purchased Technical Services					-
Other Purchased Services (400-500 series)					-
General Supplies					-
Textbooks					-
Other Objects	-	-	-	-	-
Total Auditory Impairments	-	-	-	-	-
Behavioral Disabilities:					
Salaries of Teachers	\$ 50,092	-	\$ 50,092	\$ 49,592	\$ 500
Other Salaries for Instruction	31,156	-	31,156	30,856	300
Purchased Professional-Educational Services	-	-	-	-	-
Purchased Technical Services	-	-	-	-	-
Other Purchased Services (400-500 series)	-	-	-	-	-
General Supplies	5,250	-	5,250	4,288	962
Textbooks	5,000	-	5,000	-	5,000
Other Objects	-	-	-	-	-
Total Behavioral Disabilities	91,498	-	91,498	84,736	6,762
Multiple Disabilities:					
Salaries of Teachers					-
Other Salaries for Instruction					-
Purchased Professional-Educational Services					-
Purchased Technical Services					-
Other Purchased Services (400-500 series)					-
General Supplies					-
Textbooks					-
Other Objects					-
Total Multiple Disabilities	-	-	-	-	-
Resource Room/Resource Center:					
Salaries of Teachers	1,039,536		1,039,536	1,027,123	12,413
Other Salaries for Instruction					-
Purchased Professional-Educational Services					-
Purchased Technical Services					-
Other Purchased Services (400-500 series)					-
General Supplies	10,500		10,500	2,204	8,296
Textbooks	9,500		9,500		9,500
Other Objects	-	-	-	-	-
Total Resource Room/Resource Center	1,059,536	-	1,059,536	1,029,327	30,209

**PATERSON PUBLIC SCHOOLS
 BLENDED RESOURCE FUND 15
 SCHEDULE OF BLENDED EXPENDITURES-BUDGET AND ACTUAL
 FOR THE FISCAL YEAR ENDED JUNE 30, 2009**

<u>School: No. 316 NEW ROBERTO CLEMENTE</u>	<u>Original Budget</u>	<u>Budget Transfers</u>	<u>Final Budget</u>	<u>Actual</u>	<u>Variance Final to Actual</u>
Autism:					
Salaries of Teachers	-	-	-	-	-
Other Salaries for Instruction	-	-	-	-	-
Purchased Professional-Educational Services	-	-	-	-	-
Purchased Technical Services	-	-	-	-	-
Other Purchased Services (400-500 series)	-	-	-	-	-
General Supplies	-	-	-	-	-
Textbooks	-	-	-	-	-
Other Objects	-	-	-	-	-
Total Autism	-	-	-	-	-
Preschool Disabilities - Part-Time:					
Salaries of Teachers	-	-	-	-	-
Other Salaries for Instruction	-	-	-	-	-
Purchased Professional-Educational Services	-	-	-	-	-
Purchased Technical Services	-	-	-	-	-
Other Purchased Services (400-500 series)	-	-	-	-	-
General Supplies	-	-	-	-	-
Textbooks	-	-	-	-	-
Other Objects	-	-	-	-	-
Total Preschool Disabilities - Part-Time	-	-	-	-	-
Preschool Disabilities - Full-Time:					
Salaries of Teachers	-	-	-	-	-
Other Salaries for Instruction	-	-	-	-	-
Purchased Professional-Educational Services	-	-	-	-	-
Purchased Technical Services	-	-	-	-	-
Other Purchased Services (400-500 series)	-	-	-	-	-
General Supplies	-	-	-	-	-
Textbooks	-	-	-	-	-
Other Objects	-	-	-	-	-
Total Preschool Disabilities - Full-Time:	-	-	-	-	-
Home Instruction:					
Salaries of Teachers	-	-	-	-	-
Other Salaries for Instruction	-	-	-	-	-
Purchased Professional-Educational Services	-	-	-	-	-
Purchased Technical Services	-	-	-	-	-
Other Purchased Services (400-500 series)	-	-	-	-	-
General Supplies	-	-	-	-	-
Textbooks	-	-	-	-	-
Other Objects	-	-	-	-	-
Total Home Instruction	-	-	-	-	-
Cognitive - Severe:					
Salaries of Teachers	-	-	-	-	-
Other Salaries for Instruction	-	-	-	-	-
Purchased Professional-Educational Services	-	-	-	-	-
Purchased Technical Services	-	-	-	-	-
Other Purchased Services (400-500 series)	-	-	-	-	-
General Supplies	-	-	-	-	-
Textbooks	-	-	-	-	-
Other Objects	-	-	-	-	-
Total Cognitive - Severe	-	-	-	-	-
TOTAL SPECIAL EDUCATION - INSTRUCTION	\$ 1,339,811	\$ 7,608	\$ 1,347,419	\$ 1,304,517	\$ 42,902

**PATERSON PUBLIC SCHOOLS
 BLENDED RESOURCE FUND 15
 SCHEDULE OF BLENDED EXPENDITURES-BUDGET AND ACTUAL
 FOR THE FISCAL YEAR ENDED JUNE 30, 2009**

<u>School: No. 316 NEW ROBERTO CLEMENTE</u>	<u>Original Budget</u>	<u>Budget Transfers</u>	<u>Final Budget</u>	<u>Actual</u>	<u>Variance Final to Actual</u>
Basic Skills/Remedial - Instruction					
Salaries of Teachers	-	-	-	-	-
Other Salaries for Instruction	-	-	-	-	-
Purchased Professional-Educational Services	-	-	-	-	-
Purchased Technical Services	-	-	-	-	-
Other Purchased Services (400-500 series)	-	-	-	-	-
General Supplies	-	-	-	-	-
Textbooks	-	-	-	-	-
Other Objects	-	-	-	-	-
Total Basic Skills/Remedial - Instruction	-	-	-	-	-
Bilingual Education - Instruction					
Salaries of Teachers	\$ 483,823	-	\$ 483,823	\$ 451,263	\$ 32,560
Other Salaries for Instruction	104,753	-	104,753	90,488	14,265
Purchased Professional-Educational Services	-	-	-	-	-
Purchased Technical Services	-	-	-	-	-
Other Purchased Services (400-500 series)	-	-	-	-	-
General Supplies	14,460	-	14,460	6,836	7,624
Textbooks	9,540	-	9,540	3,876	5,664
Other Objects	-	-	-	-	-
Total Bilingual Education - Instruction	612,576	-	612,576	552,463	60,113
Vocational Programs - Local - Instruction					
Salaries of Teachers	-	-	-	-	-
Other Salaries for Instruction	-	-	-	-	-
Purchased Professional-Educational Services	-	-	-	-	-
Purchased Technical Services	-	-	-	-	-
Other Purchased Services (400-500 series)	-	-	-	-	-
General Supplies	-	-	-	-	-
Textbooks	-	-	-	-	-
Other Objects	-	-	-	-	-
Total Vocational Programs - Local - Instruction	-	-	-	-	-
School-Spon. Cocurricular Actvts. - Inst.					
Salaries	-	-	-	-	-
Purchased Services (300-500 series)	-	-	-	-	-
Supplies and Materials	-	-	-	-	-
Other Objects	-	-	-	-	-
Transfers to Cover Deficit (Agency Funds)	-	-	-	-	-
Total School-Spon. Cocurricular Actvts. - Inst.	-	-	-	-	-
School-Spon. Cocurricular Athletics - Inst.					
Salaries	-	-	-	-	-
Purchased Services (300-500 series)	-	-	-	-	-
Supplies and Materials	-	-	-	-	-
Other Objects	-	-	-	-	-
Transfers to Cover Deficit (Agency Funds)	-	-	-	-	-
Total School-Spon. Cocurricular Athletics - Inst.	-	-	-	-	-
Other Instructional Programs - Instruction					
Salaries	-	-	-	-	-
Purchased Services (300-500 series)	-	-	-	-	-
Supplies and Materials	-	-	-	-	-
Other Objects	-	-	-	-	-
Transfers to Cover Deficit (Agency Funds)	-	-	-	-	-
Total Other Instructional Programs - Instruction	-	-	-	-	-

Continued

PATERSON PUBLIC SCHOOLS
BLENDED RESOURCE FUND 15
SCHEDULE OF BLENDED EXPENDITURES-BUDGET AND ACTUAL
FOR THE FISCAL YEAR ENDED JUNE 30, 2009

<u>School: No. 316 NEW ROBERTO CLEMENTE</u>	<u>Original Budget</u>	<u>Budget Transfers</u>	<u>Final Budget</u>	<u>Actual</u>	<u>Variance Final to Actual</u>
Community Services Programs/Operations					
Salaries	-	-	-	-	-
Purchased Services (300-500 series)	-	-	-	-	-
Supplies and Materials	-	-	-	-	-
Other Objects	-	-	-	-	-
Transfers to Cover Deficit (Agency Funds)	-	-	-	-	-
Total Community Services/Operations	-	-	-	-	-
Total Instruction	\$ 4,597,935	\$ 23,125	\$ 4,621,060	\$ 4,493,600	\$ 127,460
Undistributed Expenditures - Instruction:					
Tuition to Other LEAs Within the State - Regular	-	-	-	-	-
Tuition to Other LEAs Within the Stat - Special	-	-	-	-	-
Tuition to County Voc. School Dist. - Regular	-	-	-	-	-
Tuition to County Voc. School Dist. - Special	-	-	-	-	-
Tuition to CSSD & Regional Day Schools	-	-	-	-	-
Tuition to Private Schools for the Disabled - Within State	-	-	-	-	-
Tuition to Private Schools for the Disabled & Oth LEAS - Spl, O/S	-	-	-	-	-
Tuition - State Facilities	-	-	-	-	-
Tuition - Other	-	-	-	-	-
Total Undistributed Expenditures - Instruction:	-	-	-	-	-
Undistributed Expend. - Attend. & Social Work					
Salaries	16,900	-	73,677	64,977	8,700
Purchased Professional and Technical Services	-	-	-	-	-
Other Purchased Services (400-500 series)	-	-	-	-	-
Supplies and Materials	400	-	400	-	400
Other Objects	-	-	-	-	-
Total Undistributed Expend. - Attend. & Social Work	17,300	56,777	74,077	64,977	9,100
Undistributed Expenditures - Health Services					
Salaries	90,751	-	90,751	74,369	16,382
Purchased Professional and Technical Services	-	-	-	-	-
Other Purchased Services (400-500 series)	-	-	-	-	-
Supplies and Materials	-	-	-	-	-
Other Objects	-	-	-	-	-
Total Undistributed Expenditures - Health Services	90,751	-	90,751	74,369	16,382
Undist. Expend. - Other Supp. Serv. Students - Related Serv.					
Salaries	-	-	-	-	-
Purchased Professional - Educational Services	-	-	-	-	-
Supplies and Materials	-	-	-	-	-
Other Objects	-	-	-	-	-
Total Undist. Expend. - Other Supp. Serv. Students - Related Serv.	-	-	-	-	-
Undist. Expend. - Other Supp. Serv. Students - Extra Serv.					
Salaries	-	-	-	-	-
Purchased Professional - Educational Services	-	-	-	-	-
Supplies and Materials	-	-	-	-	-
Other Objects	-	-	-	-	-
Total Undist. Expend. - Other Supp. Serv. Students - Extra Serv.	-	-	-	-	-
Undist. Expend. - Other Supp. Serv. Students-Reg.					
Salaries	101,047	-	101,047	101,047	-
Salaries of Secretarial and Clerical Assistants	-	-	-	-	-
Other Salaries	-	-	-	-	-
Purchased Professional - Educational Services	-	-	-	-	-
Other Purchased Prof. and Tech. Services	-	-	-	-	-
Other Purchased Services (400-500 series)	-	-	-	-	-
Supplies and Materials	1,500	-	1,500	283	1,217
Other Objects	-	-	-	-	-
Total Undist. Expend. - Other Supp. Serv. Students-Reg.	102,547	-	102,547	101,330	1,217

Continued

**PATERSON PUBLIC SCHOOLS
 BLENDED RESOURCE FUND 15
 SCHEDULE OF BLENDED EXPENDITURES-BUDGET AND ACTUAL
 FOR THE FISCAL YEAR ENDED JUNE 30, 2009**

<u>School: No. 316 NEW ROBERTO CLEMENTE</u>	<u>Original Budget</u>	<u>Budget Transfers</u>	<u>Final Budget</u>	<u>Actual</u>	<u>Variance Final to Actual</u>
Undist. Expend. - Other Supp. Serv. Students -Spl.					
Salaries of Other Professional Staff	-	-	-	-	-
Salaries of Secretarial and Clerical Assistants	-	-	-	-	-
Other Salaries	-	-	-	-	-
Purchased Professional - Educational Services	-	-	-	-	-
Other Purchased Prof. and Tech. Services	-	-	-	-	-
Residential Costs	-	-	-	-	-
Mis. Pur. Serv.(400-500 series O/than Residential)	-	-	-	-	-
Supplies and Materials	-	-	-	-	-
Other Objects	-	-	-	-	-
Total Undist. Expend. - Other Supp. Serv. Students -Spl.	-	-	-	-	-
Undist. Expend. - Improvement of Inst. Serv.					
Salaries of Supervisor of Instruction	-	-	-	-	-
Salaries of Other Professional Staff	\$ 56,228	\$ 50	\$ 56,278	\$ 56,278	-
Salaries of Secr and Clerical Assist.	-	-	-	-	-
Other Salaries	-	-	-	-	-
Purchased Prof- Educational Services	-	-	-	-	-
Other Purch Prof. and Tech. Services	-	-	-	-	-
Other Purch Services (400-500)	-	-	-	-	-
Supplies and Materials	4,500	-	4,500	2,435	\$ 2,065
Other Objects	-	-	-	-	-
Total Undist. Expend. - Improvement of Inst. Serv.	60,728	50	60,778	58,713	2,065
Undist. Expend. - Edu. Media Serv./Sch. Library					
Salaries	202,927	-	202,927	192,627	10,300
Purchased Professional and Technical Services	-	-	-	-	-
Other Purchased Services (400-500 series)	599	-	599	599	-
Supplies and Materials	17,900	-	17,900	2,919	14,981
Other Objects	-	-	-	-	-
Total Undist. Expend. - Edu. Media Serv./Sch. Library	221,426	-	221,426	196,145	25,281
Undist. Expend. - Instructional Staff Training Serv.					
Salaries of Supervisors of Instruction	-	-	-	-	-
Salaries of Other Professional Staff	-	-	-	-	-
Salaries of Secretarial and Clerical Assist	-	-	-	-	-
Other Salaries	-	-	-	-	-
Purchased Professional - Educational Serv	-	-	-	-	-
Other Purchased Prof. and Tech. Services	-	-	-	-	-
Other Purchased Services (400-500 series)	-	-	-	-	-
Supplies and Materials	-	-	-	-	-
Other Objects	-	-	-	-	-
Total Undist. Expend. - Instructional Staff Training Serv.	-	-	-	-	-
Undist. Expend. - Supp. Serv. - General Admin.					
Salaries	-	-	-	-	-
Legal Services	-	-	-	-	-
Other Purchased Professional Services	-	-	-	-	-
Purchased Technical Services	-	-	-	-	-
Communications/Telephone	-	-	-	-	-
Other Purchased Services (400-500 series)	-	-	-	-	-
Supplies and Materials	-	-	-	-	-
Judgements Against The School District	-	-	-	-	-
Miscellaneous Expenditures	-	-	-	-	-
Total Undist. Expend. - Supp. Serv. - General Admin.	-	-	-	-	-

Continued

PATERSON PUBLIC SCHOOLS
BLENDED RESOURCE FUND 15
SCHEDULE OF BLENDED EXPENDITURES-BUDGET AND ACTUAL
FOR THE FISCAL YEAR ENDED JUNE 30, 2009

<u>School: No. 316 NEW ROBERTO CLEMENTE</u>	<u>Original Budget</u>	<u>Budget Transfers</u>	<u>Final Budget</u>	<u>Actual</u>	<u>Variance Final to Actual</u>
Undist. Expend. - Support Serv. - School Admin.					
Salaries of Principals/Assistant Principals	\$ 338,697	\$ (30,000)	\$ 308,697	\$ 298,498	\$ 10,199
Salaries of Other Professional Staff		-			-
Salaries of Secretarial and Clerical Assistants	90,075	(14,900)	75,175	71,150	4,025
Other Salaries					-
Purchased Professional and Technical Services					-
Other Purchased Services (400-500 series)					-
Supplies and Materials	6,000		6,000	2,362	3,638
Other Objects					-
Total Undist. Expend. - Support Serv. - School Admin.	<u>434,772</u>	<u>(44,900)</u>	<u>389,872</u>	<u>372,010</u>	<u>17,862</u>
Undist. Expend. - Allowable Maintenance for School Facilities					
Salaries	-	-	-	-	-
Cleaning, Repair, and Maintenance Services	-	-	-	-	-
General Supplies	-	-	-	-	-
Other Objects	-	-	-	-	-
Total Undist. Expend. - Allowable Maintenance for School Facilities	<u>-</u>	<u>-</u>	<u>-</u>	<u>-</u>	<u>-</u>
Undist. Expend. - Oth. Oper. & Maint. of Plant					
Salaries	51,011		51,011	51,011	-
Purchased Professional and Technical Services					-
Cleaning, Repair and Maintenance Services					-
Rental of land & Building Other than Lease Purchases					-
Other Purchased Property Services					-
Insurance					-
Miscellaneous Purchased Services					-
General Supplies					-
Energy (Energy and Electricity)					-
Other Objects	-	-	-	-	-
Total Undist. Expend. - Other Oper. & Maint. Of Plant	<u>51,011</u>	<u>-</u>	<u>51,011</u>	<u>51,011</u>	<u>-</u>
Total Undist. Expend. - Oper. & Maint. Of Plant	<u>51,011</u>	<u>-</u>	<u>51,011</u>	<u>51,011</u>	<u>-</u>
Undist. Expend. - Student Transportation Serv.					
Sal. For Pup. Trans. (Bet. Home and School) - Regular	-	-	-	-	-
Sal. For Pup. Trans. (Bet. Home and School) - Special	-	-	-	-	-
Sal. For Pup. Trans. (Other than Bet. Home and School)	-	-	-	-	-
Management Fees - ESC & CTSA Transportation Programs	-	-	-	-	-
Other Purchased Professional and Technical Services	-	-	-	-	-
Cleaning, Repair and Maintenance Services	-	-	-	-	-
Rental Payments - School Buses	-	-	-	-	-
Lease Purchase Payments - School Buses	-	-	-	-	-
Contract Services - (Between Home and School) - Vendors	-	-	-	-	-
Contr Serv (Oth. than Bet Home & Sch)-Vend	-	-	3,375	768	2,607
Contract Services - (Between Home and Sch) - Joint Agrmts	-	-	-	-	-
Contr Serv (Spl. Ed. Students) - Vendors	-	-	-	-	-
Contr Serv (Spl. Ed. Students) - Joint Agrmt	-	-	-	-	-
Contr Serv (Regular Students) - ESCs & CTSA	-	-	-	-	-
Contr Serv (Spl. Ed. Students) - ESCs & CTSA	-	-	-	-	-
Contr Serv. - Aid in Lieu Payments	-	-	-	-	-
Misc. Purchased Serv. - Transportation	-	-	-	-	-
Supplies and Materials	-	-	-	-	-
Miscellaneous Expenditures	-	-	-	-	-
Total Undist. Expend. - Student Transportation Serv.	<u>-</u>	<u>3,375</u>	<u>3,375</u>	<u>768</u>	<u>2,607</u>

Continued

**PATERSON PUBLIC SCHOOLS
 BLENDED RESOURCE FUND 15
 SCHEDULE OF BLENDED EXPENDITURES-BUDGET AND ACTUAL
 FOR THE FISCAL YEAR ENDED JUNE 30, 2009**

<u>School: No. 316 NEW ROBERTO CLEMENTE</u>	<u>Original Budget</u>	<u>Budget Transfers</u>	<u>Final Budget</u>	<u>Actual</u>	<u>Variance Final to Actual</u>
Undist. Expend. - Business and Other Support Serv.					
Increase in Sale/Lease-back Reserve	-	-	-	-	-
Salaries	-	-	-	-	-
Purchased Professional Services	-	-	-	-	-
Purchased Technical Services	-	-	-	-	-
Other Purchased Services (400-500 series Oth Residential Costs)	-	-	-	-	-
Sale/Lease-back Payments	-	-	-	-	-
Supplies and Materials	-	-	-	-	-
Interest on Current Loan	-	-	-	-	-
Interest on Lease Purchase Agreements	-	-	-	-	-
Miscellaneous Expenditures	-	-	-	-	-
Total Undist. Expend. - Business and Other Support Serv.	-	-	-	-	-
UNALLOCATED BENEFITS					
Group Insurance	-	-	-	-	-
Social Security Contributions	\$ 67,578	-	\$ 67,578	\$ 57,679	\$ 9,899
T.P.A.F. Contributions - ERIP	-	-	-	-	-
Other Retirement Contributions - Regular	-	-	-	-	-
Other Retirement Contributions - ERIP	-	-	-	-	-
Unemployment Compensation	-	-	-	-	-
Workmen's Compensation	-	-	-	-	-
Health Benefits	1,012,336	-	1,012,336	925,326	87,010
Tuition Reimbursement	-	-	-	-	-
Other Employee Benefits	-	-	-	-	-
TOTAL UNALLOCATED BENEFITS	1,079,914	-	1,079,914	983,005	96,909
On-behalf TPAF pension Contributions (non-budgeted)	-	-	-	-	-
Reimbursed TPAF Social Security Contributions (non-budgeted)	-	-	-	-	-
TOTAL ON-BEHALF CONTRIBUTIONS	-	-	-	-	-
TOTAL PERSONAL SERVICES - EMPLOYEE BENEFITS	1,079,914	-	1,079,914	983,005	96,909
Undistributed Expenditures - Food Services					
Transfers to Cover Deficit (Enterprise Fund)	-	-	-	-	-
TOTAL UNDISTRIBUTED EXPENDITURES	2,058,449	\$ 15,302	2,073,751	1,902,328	171,423
TOTAL SCHOOL BASED BUDGET CURRENT EXPENSE	6,656,384	38,427	6,694,811	6,395,928	298,883
CAPITAL OUTLAY					
Equipment					
Regular Program - Instruction:					
Kindergarten	-	-	-	-	-
Grades 1-5	-	-	-	-	-
Grades 6-8	-	-	-	-	-
Grades 9-12	-	-	-	-	-
Home Instruction	-	-	-	-	-
Special Education - Instruction:					
Cognitive - Mild	-	-	-	-	-
Cognitive - Moderate	-	-	-	-	-
Learning and/or Language Disabilities	-	-	-	-	-
Visual Impairments	-	-	-	-	-
Auditory Impairments	-	-	-	-	-
Behavioral Disabilities	-	-	-	-	-
Multiple Disabilities	-	-	-	-	-
Resource Room/Resource Center	-	-	-	-	-
Autism	-	-	-	-	-
Preschool Disabilities - Part-Time	-	-	-	-	-
Preschool Disabilities - Full-Time	-	-	-	-	-
Home Instruction	-	-	-	-	-
Cognitive - Severe	-	-	-	-	-

**PATERSON PUBLIC SCHOOLS
 BLENDED RESOURCE FUND 15
 SCHEDULE OF BLENDED EXPENDITURES-BUDGET AND ACTUAL
 FOR THE FISCAL YEAR ENDED JUNE 30, 2009**

<u>School: No. 316 NEW ROBERTO CLEMENTE</u>	<u>Original Budget</u>	<u>Budget Transfers</u>	<u>Final Budget</u>	<u>Actual</u>	<u>Variance Final to Actual</u>
Basic Skills/Remedial - Instruction	-	-	-	-	-
Bilingual Education - Instruction	-	-	-	-	-
Vocational Programs - Local - Instruction	-	-	-	-	-
School-Sponsored and Other Instructional Program	-	-	-	-	-
Undistributed Expenditures - Instruction	-	-	-	-	-
Undist.Expend.-Support Serv.-Students - Reg.	-	-	-	-	-
Undist.Expend.-Support Serv. - Related & Extraordinary	-	-	-	-	-
Undist.Expend.-Support Serv.-Students - Special	-	-	-	-	-
Undist.Expend.-Support Serv. - Inst. Staff	-	-	-	-	-
Undistributed Expenditures - General Admin.	-	-	-	-	-
Undistributed Expenditures - School Admin.	-	-	-	-	-
Undistributed Expenditures - Operation of Plant Services	-	-	-	-	-
Undistributed Expenditures - Student Trans. - Non Inst. Equip	-	-	-	-	-
School Buses - Regular	-	-	-	-	-
School Buses - Special	-	-	-	-	-
Undistributed Expenditures - Business/Other Support Serv.	-	-	-	-	-
Undistributed Expenditures - Non Inst. Serv.	-	-	-	-	-
Special Schools (All Programs)	-	-	-	-	-
Total Equipment	-	-	-	-	-
Facilities Acquisition and Construction Services	-	-	-	-	-
Salaries	-	-	-	-	-
Legal Services	-	-	-	-	-
Other Purchased Prof. and Tech. Services	-	-	-	-	-
Construction Services	-	-	-	-	-
General Supplies	-	-	-	-	-
Land and Improvements	-	-	-	-	-
Lease Purchase Agreements - Principal	-	-	-	-	-
Buildings Other than Lease Purchase Agreement	-	-	-	-	-
Other Objects	-	-	-	-	-
Facilities Grant - Transfer to Special Revenue	-	-	-	-	-
Total Facilities Acquisition and Construction Services	-	-	-	-	-
Capital Reserve - Transfer to Capital Projects	-	-	-	-	-
Capital Reserve - Transfer to Debt Service	-	-	-	-	-
Assets Acquired Under Capital Leases (non-budgeted)	-	-	-	-	-
Undistributed Expenditures:	-	-	-	-	-
General Administration	-	-	-	-	-
School Administration	-	-	-	-	-
Assets Acquired Under Capital Leases (non-budgeted)	-	-	-	-	-
TOTAL CAPITAL OUTLAY	-	-	-	-	-
SPECIAL SCHOOLS					
Summer School - Instruction	-	-	-	-	-
Salaries of Teachers	-	-	-	-	-
Other Salaries for Instruction	-	-	-	-	-
Purchased Professional and Technical Services	-	-	-	-	-
Other Purchased Services (400-500 series)	-	-	-	-	-
General Supplies	-	-	-	-	-
Textbooks	-	-	-	-	-
Other Objects	-	-	-	-	-
Total Summer School - Instruction	-	-	-	-	-

**PATERSON PUBLIC SCHOOLS
 BLENDED RESOURCE FUND 15
 SCHEDULE OF BLENDED EXPENDITURES-BUDGET AND ACTUAL
 FOR THE FISCAL YEAR ENDED JUNE 30, 2009**

<u>School: No. 316 NEW ROBERTO CLEMENTE</u>	Original Budget	Budget Transfers	Final Budget	Actual	Variance Final to Actual
Summer School - Support Services					
Salaries	-	-	-	-	-
Personal Services - Employee Benefits	-	-	-	-	-
Purchased Professional and Technical Services	-	-	-	-	-
Other Purchased Services (400-500 series)	-	-	-	-	-
Supplies and Materials	-	-	-	-	-
Other Objects	-	-	-	-	-
Total Summer School - Support Services	-	-	-	-	-
Total Summer School	-	-	-	-	-
Other Special Schools - Instruction					
Salaries of Teachers	-	-	-	-	-
Other Salaries for Instruction	-	-	-	-	-
Purchased Professional and Technical Services	-	-	-	-	-
Other Purchased Services (400-500 series)	-	-	-	-	-
General Supplies	-	-	-	-	-
Textbooks	-	-	-	-	-
Other Objects	-	-	-	-	-
Total Other Special Schools - Instruction	-	-	-	-	-
Other Special Schools - Support Services					
Salaries	-	-	-	-	-
Personal Services - Employee Benefits	-	-	-	-	-
Purchased Professional and Technical Services	-	-	-	-	-
Other Purchased Services (400-500 series)	-	-	-	-	-
Supplies and Materials	-	-	-	-	-
Other Objects	-	-	-	-	-
Total Other Special Schools - Support Services	-	-	-	-	-
Total Other Special Schools	-	-	-	-	-
Accred. Even./Adult H.S./Post-Grad.-Inst.					
Salaries of Teachers	-	-	-	-	-
Other Salaries for Instruction	-	-	-	-	-
Purchased Professional and Technical Services	-	-	-	-	-
Other Purchased Services (400-500 series)	-	-	-	-	-
General Supplies	-	-	-	-	-
Textbooks	-	-	-	-	-
Other Objects	-	-	-	-	-
Total Accred. Even./Adult H.S./Post-Grad.-Inst.	-	-	-	-	-
Accred. Even./Adult H.S./Post-Grad.-Supp. Service					
Salaries	-	-	-	-	-
Personal Services - Employee Benefits	-	-	-	-	-
Purchased Professional and Technical Services	-	-	-	-	-
Other Purchased Services (400-500 series)	-	-	-	-	-
Supplies and Materials	-	-	-	-	-
Other Objects	-	-	-	-	-
Total Accred. Even./Adult H.S./Post-Grad.-Supp. Service	-	-	-	-	-
Total Accred. Even./Adult H.S./Post-Grad.	-	-	-	-	-
Adult Education-Local-Instruction					
Salaries of Teachers	-	-	-	-	-
Other Salaries for Instruction	-	-	-	-	-
Purchased Professional and Technical Services	-	-	-	-	-
Other Purchased Services (400-500 series)	-	-	-	-	-
General Supplies	-	-	-	-	-
Textbooks	-	-	-	-	-
Other Objects	-	-	-	-	-
Total Adult Education-Local-Instruction	-	-	-	-	-

Continued

**PATERSON PUBLIC SCHOOLS
 BLENDED RESOURCE FUND 15
 SCHEDULE OF BLENDED EXPENDITURES-BUDGET AND ACTUAL
 FOR THE FISCAL YEAR ENDED JUNE 30, 2009**

<u>School: No. 316 NEW ROBERTO CLEMENTE</u>	<u>Original Budget</u>	<u>Budget Transfers</u>	<u>Final Budget</u>	<u>Actual</u>	<u>Variance Final to Actual</u>
Adult Education-Local -Support Serv.					
Salaries	-	-	-	-	-
Personal Services - Employee Benefits	-	-	-	-	-
Purchased Professional and Technical Services	-	-	-	-	-
Other Purchased Services (400-500 series)	-	-	-	-	-
Supplies and Materials	-	-	-	-	-
Other Objects	-	-	-	-	-
Total Adult Education-Local -Support Serv.	-	-	-	-	-
Total Adult Education-Local	-	-	-	-	-
Vocational Evening-Local-Instruction					
Salaries of Teachers	-	-	-	-	-
Other Salaries for Instruction	-	-	-	-	-
Purchased Professional and Technical Services	-	-	-	-	-
Other Purchased Services (400-500 series)	-	-	-	-	-
General Supplies	-	-	-	-	-
Textbooks	-	-	-	-	-
Other Objects	-	-	-	-	-
Total Vocational Evening-Local-Instruction	-	-	-	-	-
Vocational Evening-Local-Support Serv.					
Salaries	-	-	-	-	-
Personal Services - Employee Benefits	-	-	-	-	-
Purchased Professional and Technical Services	-	-	-	-	-
Other Purchased Services (400-500 series)	-	-	-	-	-
Supplies and Materials	-	-	-	-	-
Other Objects	-	-	-	-	-
Total Vocational Evening-Local-Support Serv.	-	-	-	-	-
Total Vocational Evening-Local	-	-	-	-	-
Even.-Sch.-Foreign-Born-Local-Inst.					
Salaries of Teachers	-	-	-	-	-
Other Salaries for Instruction	-	-	-	-	-
Purchased Professional and Technical Services	-	-	-	-	-
Other Purchased Services (400-500 series)	-	-	-	-	-
General Supplies	-	-	-	-	-
Textbooks	-	-	-	-	-
Other Objects	-	-	-	-	-
Total Even.-Sch.-Foreign-Born-Local-Inst.	-	-	-	-	-
Even.-Sch.-Foreign-Born-Local-Sup. Serv.					
Salaries	-	-	-	-	-
Personal Services - Employee Benefits	-	-	-	-	-
Purchased Professional and Technical Services	-	-	-	-	-
Other Purchased Services (400-500 series)	-	-	-	-	-
Supplies and Materials	-	-	-	-	-
Other Objects	-	-	-	-	-
Total Even.-Sch.-Foreign-Born-Local-Sup. Serv.	-	-	-	-	-
Total Even.-Sch.-Foreign-Born-Local	-	-	-	-	-
TOTAL SPECIAL SCHOOLS	-	-	-	-	-
Transfer of Funds to Charter Schools	-	-	-	-	-
TOTAL SCHOOL BASED EXPENDITURES	\$ 6,656,384	\$ 38,427	\$ 6,694,811	\$ 6,395,928	\$ 298,883

Continued

**PATERSON PUBLIC SCHOOLS
 BLENDED RESOURCE FUND 15
 SCHEDULE OF BLENDED EXPENDITURES-BUDGET AND ACTUAL
 FOR THE FISCAL YEAR ENDED JUNE 30, 2009**

<u>School: No. 316 NEW ROBERTO CLEMENTE</u>	<u>Original Budget</u>	<u>Budget Transfers</u>	<u>Final Budget</u>	<u>Actual</u>	<u>Variance Final to Actual</u>
Other Financing Sources:					
Operating Transfer In	\$ 6,656,384	\$ 38,427	\$ 6,694,811	\$ 6,395,928	\$ 298,883
Operating Transfer Out:					
Transfer to Food Service Fund - Board Contribution	-	-	-	-	-
Capital Leases (non-budgeted)	-	-	-	-	-
Total Other Financing Sources:	<u>6,656,384</u>	<u>38,427</u>	<u>6,694,811</u>	<u>6,395,928</u>	<u>298,883</u>
Excess (Deficiency) of Other Financing Sources Over (Under) Expenditures and Other Financing (Uses)	-	-	-	-	-
Fund Balance, July 1	-	-	-	-	-
Fund Balance, June 30	<u>\$ -</u>	<u>\$ -</u>	<u>\$ -</u>	<u>\$ -</u>	<u>\$ -</u>

SPECIAL REVENUE FUND

PATERSON PUBLIC SCHOOLS
SPECIAL REVENUE FUND
COMBINING SCHEDULE OF REVENUES AND EXPENDITURES - BUDGETARY BASIS
FOR THE FISCAL YEAR ENDED JUNE 30, 2009

	Total Brought Forward (Ex. E-1a)	Title I Part A		Title I SIA		Totals 2009
		2008-2009	2007-08	2008-2009	2007-2008	
REVENUES						
Local Sources	\$ 110,614	-	-	-	-	\$ 110,614
State Sources	44,769,964	-	-	-	-	44,769,964
Federal Sources	11,116,564	\$ 13,752,163	\$ 1,280,148	-	\$ 79,763	26,228,638
Total Revenues	55,997,142	13,752,163	1,280,148	-	79,763	71,109,216
EXPENDITURES						
Instruction:						
Salaries of Teachers	2,432,492	3,440,293	900,275	-	70,725	6,843,785
Other Salaries for Instruction	831,434	18,786	-	-	1,344	851,564
Purchased Professional - Educational Services	110,022	-	-	-	-	110,022
Purchased Professional and Technical Services	1,798,619	-	-	-	-	1,798,619
Other Purchased Services (400-500 series)	7,689	-	-	-	-	7,689
General Supplies	1,506,528	217,053	8,960	-	2,181	1,734,722
Textbooks	91,702	-	-	-	-	91,702
Tuition	3,534,657	-	-	-	-	3,534,657
Other Objects	35,535	-	-	-	-	35,535
Total instruction	10,348,678	3,676,132	909,235	-	74,250	15,008,295
Support services:						
Salaries of Other Professional Staff	3,581,986	4,724	-	-	-	3,586,710
Salaries of Supervisors of Instruction	648,272	139,950	26,567	-	-	814,789
Salaries of Secretarial and Clerical Asst.	403,949	4,966	4,966	-	-	413,881
Other Salaries	395,085	174,031	25,308	-	-	594,424
Personal Services - Employee Benefits	1,774,464	1,064,179	110,666	-	5,513	2,954,822
Purchased Educational Services - Contracted Pre-K	36,686,590	-	-	-	-	36,686,590
Purchased Professional - Educational Services	756,116	4,081,400	-	-	-	4,837,516
Other Purchased Professional Services	711,953	-	-	-	-	711,953
Purchased Technical Services	230,358	-	-	-	-	230,358
Rentals	-	-	-	-	-	-
Contr. Serv.-Trans. (Field Trips)	12,148	76,293	-	-	-	88,441
Travel	25,740	7,158	588	-	-	33,486
Other Purchased Services (400-500 series)	54,135	16,632	-	-	-	70,767
Supplies & Materials	135,259	15,736	-	-	-	150,995
Indirect Costs	165,512	459,325	-	-	-	624,837
Other Objects	66,167	18,860	12,040	-	-	97,067
Total support services	45,647,734	6,063,254	180,135	-	5,513	51,896,636

**PATERSON PUBLIC SCHOOLS
SPECIAL REVENUE FUND
COMBINING SCHEDULE OF REVENUES AND EXPENDITURES - BUDGETARY BASIS
FOR THE FISCAL YEAR ENDED JUNE 30, 2009**

	Total Brought Forward (Ex. E-1a)	Title I Part A		Title I SIA		Totals 2009
		2008-2009	2007-08	2008-2009	2007-2008	
EXPENDITURES (CONT'D):						
Facilities acquisition and const. serv.:						
Building	-	-	-	-	-	-
Instructional Equipment	\$ 16,968	-	-	-	-	\$ 16,968
Noninstructional Equipment	58,826	\$ 4,255	-	-	-	63,081
Total facilities acquisition and const. serv.	<u>75,794</u>	<u>4,255</u>	<u>-</u>	<u>-</u>	<u>-</u>	<u>80,049</u>
Transfer to Charter Schools	<u>-</u>	<u>-</u>	<u>-</u>	<u>-</u>	<u>-</u>	<u>-</u>
Sub-total Expenditures	<u>56,072,206</u>	<u>9,743,641</u>	<u>\$ 1,089,370</u>	<u>-</u>	<u>\$ 79,763</u>	<u>66,984,980</u>
OTHER FINANCING SOURCES (USES)						
Transfer In from General Fund-Preschool Programs	3,944,501	-	-	-	-	3,944,501
Contribution to School Based Budgets	(3,869,437)	(4,008,522)	(190,778)	-	-	(8,068,737)
Sub-total Other Financing Sources (Uses)	<u>75,064</u>	<u>(4,008,522)</u>	<u>(190,778)</u>	<u>-</u>	<u>-</u>	<u>(4,124,236)</u>
Total Outflows	<u>55,997,142</u>	<u>13,752,163</u>	<u>1,280,148</u>	<u>-</u>	<u>79,763</u>	<u>71,109,216</u>
Excess (Deficiency) of Revenues Over (Under)						
Expenditures and Other Financing Sources (Uses)	<u>\$ -</u>	<u>\$ -</u>	<u>\$ -</u>	<u>\$ -</u>	<u>\$ -</u>	<u>\$ -</u>

609

**PATERSON PUBLIC SCHOOLS
SPECIAL REVENUE FUND
COMBINING SCHEDULE OF REVENUES AND EXPENDITURES - BUDGETARY BASIS
FOR THE FISCAL YEAR ENDED JUNE 30, 2009**

	Total Brought Forward (Ex. E-1b)	Title II, Part A		Title II, Part D		Total Carried Forward
		2008-2009	2007-2008	2008-2009		
REVENUES						
Local Sources	\$ 110,614	-	-	-	-	\$ 110,614
State Sources	44,769,964	-	-	-	-	44,769,964
Federal Sources	8,617,649	\$ 2,304,857	\$ 112,967	-	\$ 81,091	11,116,564
Total Revenues	53,498,227	2,304,857	112,967	-	81,091	55,997,142
EXPENDITURES						
Instruction:						
Salaries of Teachers	2,250,494	127,587	7,131	-	47,280	2,432,492
Other Salaries for Instruction	831,434	-	-	-	-	831,434
Purchased Professional - Educational Services	110,022	-	-	-	-	110,022
Purchased Professional and Technical Services	1,798,619	-	-	-	-	1,798,619
Other Purchased Services (400-500 series)	7,689	-	-	-	-	7,689
General Supplies	1,458,928	47,600	-	-	-	1,506,528
Textbooks	91,702	-	-	-	-	91,702
Tuition	3,534,657	-	-	-	-	3,534,657
Other Objects	35,535	-	-	-	-	35,535
Total instruction	10,119,080	175,187	7,131	-	47,280	10,348,678
Salaries of Other Professional Staff	3,581,986	-	-	-	-	3,581,986
Salaries of Supervisors of Instruction	648,272	-	-	-	-	648,272
Salaries of Secretarial and Clerical Asst.	403,949	-	-	-	-	403,949
Other Salaries	395,085	-	-	-	-	395,085
Personal Services - Employee Benefits	1,719,490	43,382	-	-	11,592	1,774,464
Purchased Educational Services - Contracted Pre-K	36,686,590	-	-	-	-	36,686,590
Purchased Professional - Educational Services	584,366	162,946	-	-	8,804	756,116
Other Purchased Professional Services	711,953	-	-	-	-	711,953
Purchased Technical Services	229,538	-	-	-	820	230,358
Rentals	-	-	-	-	-	-
Contr. Serv.-Trans. (Field Trips)	12,148	-	-	-	-	12,148
Travel	25,740	-	-	-	-	25,740
Other Purchased Services (400-500 series)	54,135	-	-	-	-	54,135
Supplies & Materials	125,759	-	-	-	9,500	135,259
Indirect Costs	80,400	82,017	-	-	3,095	165,512
Other Objects	66,167	-	-	-	-	66,167
Total support services	45,325,578	288,345	-	-	33,811	45,647,734

continued

**PATERSON PUBLIC SCHOOLS
SPECIAL REVENUE FUND
COMBINING SCHEDULE OF REVENUES AND EXPENDITURES - BUDGETARY BASIS
FOR THE FISCAL YEAR ENDED JUNE 30, 2009**

	Total Brought Forward (Ex. E-1b)	Title II, Part A		Title II, Part D		Total Carried Forward
		2008-2009	2007-2008	2008-2009		
EXPENDITURES (CONT'D):						
Facilities acquisition and const. serv.:						
Building	-	-	-	-	-	-
Instructional Equipment	\$ 16,968	-	-	-	-	\$ 16,968
Noninstructional Equipment	58,826	-	-	-	-	58,826
Total facilities acquisition and const. serv.	<u>75,794</u>	<u>-</u>	<u>-</u>	<u>-</u>	<u>-</u>	<u>75,794</u>
Transfer to Charter Schools	<u>-</u>	<u>-</u>	<u>-</u>	<u>-</u>	<u>-</u>	<u>-</u>
Sub-total Expenditures	<u>55,520,452</u>	<u>\$ 463,532</u>	<u>\$ 7,131</u>	<u>-</u>	<u>\$ 81,091</u>	<u>56,072,206</u>
OTHER FINANCING SOURCES (USES)						
Transfer In from General Fund-Preschool Programs	3,944,501	-	-	-	-	3,944,501
Contribution to School Based Budgets	(1,922,276)	(1,841,325)	(105,836)	-	-	(3,869,437)
Sub-total Other Financing Sources (Uses)	<u>2,022,225</u>	<u>(1,841,325)</u>	<u>(105,836)</u>	<u>-</u>	<u>-</u>	<u>75,064</u>
Total Outflows	<u>53,498,227</u>	<u>2,304,857</u>	<u>112,967</u>	<u>-</u>	<u>81,091</u>	<u>55,997,142</u>
Excess (Deficiency) of Revenues Over (Under) Expenditures and Other Financing Sources (Uses)	<u>\$ -</u>	<u>\$ -</u>	<u>\$ -</u>	<u>\$ -</u>	<u>\$ -</u>	<u>\$ -</u>

611

PATERSON PUBLIC SCHOOLS
SPECIAL REVENUE FUND
COMBINING SCHEDULE OF REVENUES AND EXPENDITURES - BUDGETARY BASIS
FOR THE FISCAL YEAR ENDED JUNE 30, 2009

	Total Brought Forward (Ex. E-1c)	Title III, Part A		Title IV		Title V	Total Carried Forward
		2008-2009	2007-2008	2008-2009	2007-08	2007-08	
REVENUES							
Local Sources	\$ 110,614	-	-	-	-	-	\$ 110,614
State Sources	44,769,964	-	-	-	-	-	44,769,964
Federal Sources	7,655,054	\$ 715,623	\$ 40,609	\$ 187,979	\$ 13,811	\$ 4,573	8,617,649
Total Revenues	52,535,632	715,623	40,609	187,979	13,811	4,573	53,498,227
EXPENDITURES							
Instruction:							
Salaries of Teachers	2,120,706	120,744	1,496	-	7,548	-	2,250,494
Other Salaries for Instruction	831,434	-	-	-	-	-	831,434
Purchased Professional - Educational Services	110,022	-	-	-	-	-	110,022
Purchased Professional and Technical Services	1,798,619	-	-	-	-	-	1,798,619
Other Purchased Services (400-500 series)	7,689	-	-	-	-	-	7,689
General Supplies	1,443,685	-	-	15,243	-	-	1,458,928
Textbooks	91,702	-	-	-	-	-	91,702
Tuition	3,534,657	-	-	-	-	-	3,534,657
Other Objects	35,535	-	-	-	-	-	35,535
Total instruction	9,974,049	120,744	1,496	15,243	7,548	-	10,119,080
Support services:							
Salaries of Other Professional Staff	3,581,986	-	-	-	-	-	3,581,986
Salaries of Supervisors of Instruction	465,572	62,917	-	119,783	-	-	648,272
Salaries of Secretarial and Clerical Asst.	403,949	-	-	-	-	-	403,949
Other Salaries	390,837	-	-	-	-	4,248	395,085
Personal Services - Employee Benefits	1,618,877	74,384	114	24,472	1,318	325	1,719,490
Purchased Educational Services - Contracted Pre-K	36,686,590	-	-	-	-	-	36,686,590
Purchased Professional - Educational Services	569,053	-	-	15,313	-	-	584,366
Other Purchased Professional Services	660,066	51,887	-	-	-	-	711,953
Purchased Technical Services	229,538	-	-	-	-	-	229,538
Rentals	-	-	-	-	-	-	-
Contr. Serv.-Trans. (Field Trips)	11,613	-	-	535	-	-	12,148
Travel	25,740	-	-	-	-	-	25,740
Other Purchased Services (400-500 series)	54,135	-	-	-	-	-	54,135
Supplies & Materials	122,545	-	-	3,214	-	-	125,759
Indirect Costs	53,567	22,414	-	4,419	-	-	80,400
Other Objects	66,167	-	-	-	-	-	66,167
Total support services	44,940,235	211,602	114	167,736	1,318	4,573	45,325,578

continued

**PATERSON PUBLIC SCHOOLS
SPECIAL REVENUE FUND
COMBINING SCHEDULE OF REVENUES AND EXPENDITURES - BUDGETARY BASIS
FOR THE FISCAL YEAR ENDED JUNE 30, 2009**

	Total Brought Forward (Ex. E-1c)	Title III, Part A		Title IV		Title V	Total Carried Forward
		2008-2009	2007-2008	2008-2009	2007-08	2007-08	
EXPENDITURES (CONT'D):							
Facilities acquisition and const. serv.:							
Building	-	-	-	-	-	-	-
Instructional Equipment	\$ 16,968	-	-	-	-	-	\$ 16,968
Noninstructional Equipment	48,881	-	-	\$ 5,000	\$ 4,945	-	58,826
Total facilities acquisition and const. serv.	<u>65,849</u>	<u>-</u>	<u>-</u>	<u>5,000</u>	<u>4,945</u>	<u>-</u>	<u>75,794</u>
Transfer to Charter Schools	-	-	-	-	-	-	-
Sub-total Expenditures	<u>54,980,133</u>	<u>\$ 332,346</u>	<u>\$ 1,610</u>	<u>187,979</u>	<u>13,811</u>	<u>\$ 4,573</u>	<u>55,520,452</u>
OTHER FINANCING SOURCES (USES)							
Transfer In from General Fund-Preschool Programs	3,944,501	-	-	-	-	-	3,944,501
Contribution to School Based Budgets	(1,500,000)	(383,277)	(38,999)	-	-	-	(1,922,276)
Sub-total Other Financing Sources (Uses)	<u>2,444,501</u>	<u>(383,277)</u>	<u>(38,999)</u>	<u>-</u>	<u>-</u>	<u>-</u>	<u>2,022,225</u>
Total Outflows	<u>52,535,632</u>	<u>715,623</u>	<u>40,609</u>	<u>187,979</u>	<u>13,811</u>	<u>4,573</u>	<u>53,498,227</u>
Excess (Deficiency) of Revenues Over (Under) Expenditures and Other Financing Sources (Uses)	<u>\$ -</u>	<u>\$ -</u>	<u>\$ -</u>	<u>\$ -</u>	<u>\$ -</u>	<u>-</u>	<u>\$ -</u>

PATERSON PUBLIC SCHOOLS
SPECIAL REVENUE FUND
COMBINING SCHEDULE OF REVENUES AND EXPENDITURES - BUDGETARY BASIS
FOR THE FISCAL YEAR ENDED JUNE 30, 2009

	<u>Total Brought Forward (Ex. E-1d)</u>	<u>Adult Ed Workforce Learning</u>	<u>Citizens's Donations 2008-2009</u>	<u>Basic 2008-2009</u>	<u>IDEA PART B Basic 2007-2008</u>	<u>Basic C/O 2006-2007</u>	<u>Total Carried Forward</u>
REVENUES							
Local Sources	\$ 108,389	-	\$ 2,225	-	-	-	\$ 110,614
State Sources	44,715,175	\$ 54,789	-	-	-	-	44,769,964
Federal Sources	2,894,900	-	-	\$ 3,825,611	\$ 930,147	\$ 4,396	7,655,054
Total Revenues	<u>47,718,464</u>	<u>54,789</u>	<u>2,225</u>	<u>3,825,611</u>	<u>930,147</u>	<u>4,396</u>	<u>52,535,632</u>
EXPENDITURES							
Instruction:							
Salaries of Teachers	2,120,706	-	-	-	-	-	2,120,706
Other Salaries for Instruction	829,634	-	-	1,800	-	-	831,434
Purchased Professional - Educational Services	110,022	-	-	-	-	-	110,022
Purchased Professional and Technical Services	1,798,619	-	-	-	-	-	1,798,619
Other Purchased Services (400-500 series)	7,689	-	-	-	-	-	7,689
General Supplies	546,942	-	-	418,997	473,350	4,396	1,443,685
Textbooks	91,702	-	-	-	-	-	91,702
Tuition	-	-	-	3,168,043	366,614	-	3,534,657
Other Objects	35,535	-	-	-	-	-	35,535
Total instruction	<u>5,540,849</u>	<u>-</u>	<u>-</u>	<u>3,588,840</u>	<u>839,964</u>	<u>4,396</u>	<u>9,974,049</u>
Support services:							
Salaries of Other Professional Staff	3,581,986	-	-	-	-	-	3,581,986
Salaries of Supervisors of Instruction	465,572	-	-	-	-	-	465,572
Salaries of Secretarial and Clerical Asst.	359,425	32,820	-	9,753	1,951	-	403,949
Other Salaries	367,207	-	-	-	23,630	-	390,837
Personal Services - Employee Benefits	1,597,055	17,348	-	2,517	1,957	-	1,618,877
Purchased Educational Services - Contracted Pre-K	36,686,590	-	-	-	-	-	36,686,590
Purchased Professional - Educational Services	569,053	-	-	-	-	-	569,053
Other Purchased Professional Services	651,131	-	2,225	4,210	2,500	-	660,066
Purchased Technical Services	-	-	-	219,242	10,296	-	229,538
Rentals	-	-	-	-	-	-	-
Contr. Serv.-Trans. (Field Trips)	11,613	-	-	-	-	-	11,613
Travel	25,740	-	-	-	-	-	25,740
Other Purchased Services (400-500 series)	54,135	-	-	-	-	-	54,135
Supplies & Materials	115,907	4,621	-	1,049	968	-	122,545
Indirect Costs	53,567	-	-	-	-	-	53,567
Other Objects	66,167	-	-	-	-	-	66,167
Total support services	<u>44,605,148</u>	<u>54,789</u>	<u>2,225</u>	<u>236,771</u>	<u>41,302</u>	<u>-</u>	<u>44,940,235</u>

**PATERSON PUBLIC SCHOOLS
SPECIAL REVENUE FUND
COMBINING SCHEDULE OF REVENUES AND EXPENDITURES - BUDGETARY BASIS
FOR THE FISCAL YEAR ENDED JUNE 30, 2009**

	<u>Total Brought Forward (Ex. E-1d)</u>	<u>Adult Ed Workfoce Learning</u>	<u>Citizens's Donations 2008-2009</u>	<u>IDEA PART B Basic 2008-2009</u>	<u>Basic 2007-2008</u>	<u>Basic C/O 2006-2007</u>	<u>Total Carried Forward</u>
							continued
EXPENDITURES (CONT'D):							
Facilities acquisition and const. serv.:							
Building	-	-	-	-	-	-	-
Instructional Equipment	\$ 16,968	-	-	-	-	-	\$ 16,968
Noninstructional Equipment	-	-	-	-	\$ 48,881	-	48,881
Total facilities acquisition and const. serv.	<u>16,968</u>	<u>-</u>	<u>-</u>	<u>-</u>	<u>48,881</u>	<u>-</u>	<u>65,849</u>
Transfer to Charter Schools	<u>-</u>	<u>-</u>	<u>-</u>	<u>-</u>	<u>-</u>	<u>-</u>	<u>-</u>
Sub-total Expenditures	<u>50,162,965</u>	<u>\$ 54,789</u>	<u>\$ 2,225</u>	<u>\$ 3,825,611</u>	<u>930,147</u>	<u>\$ 4,396</u>	<u>54,980,133</u>
OTHER FINANCING SOURCES (USES)							
Transfer In from General Fund-Preschool Programs	3,944,501			-	-	-	3,944,501
Contribution to School Based Budgets	(1,500,000)	-	-	-	-	-	(1,500,000)
Sub-total Other Financing Sources (Uses)	<u>2,444,501</u>	<u>-</u>	<u>-</u>	<u>-</u>	<u>-</u>	<u>-</u>	<u>2,444,501</u>
Total Outflows	<u>47,718,464</u>	<u>54,789</u>	<u>2,225</u>	<u>3,825,611</u>	<u>930,147</u>	<u>4,396</u>	<u>52,535,632</u>
Excess (Deficiency) of Revenues Over (Under) Expenditures and Other Financing Sources (Uses)	<u>\$ -</u>	<u>\$ -</u>	<u>\$ -</u>	<u>\$ -</u>	<u>\$ -</u>	<u>\$ -</u>	<u>\$ -</u>

615

**PATERSON PUBLIC SCHOOLS
SPECIAL REVENUE FUND
COMBINING SCHEDULE OF REVENUES AND EXPENDITURES - BUDGETARY BASIS
FOR THE FISCAL YEAR ENDED JUNE 30, 2009**

	Total Brought Forward (Ex. E-1e)	IDEA Part B		WIB GED Testing Center		Total Carried Forward
		Preschool 2008-2009	Preschool 2007-2008	2008-09	2007-08	
REVENUES						
Local Sources	\$ 108,389	-	-	-	-	\$ 108,389
State Sources	44,676,080	-	-	\$ 31,021	\$ 8,074	44,715,175
Federal Sources	2,709,808	\$ 155,655	\$ 29,437	-	-	2,894,900
Total Revenues	47,494,277	155,655	29,437	31,021	8,074	47,718,464
EXPENDITURES						
Instruction:						
Salaries of Teachers	2,120,706	-	-	-	-	2,120,706
Other Salaries for Instruction	777,394	45,192	7,048	-	-	829,634
Purchased Professional - Educational Services	110,022	-	-	-	-	110,022
Purchased Professional and Technical Services	1,762,596	36,023	-	-	-	1,798,619
Other Purchased Services (400-500 series)	7,689	-	-	-	-	7,689
General Supplies	485,546	31,538	20,226	9,632	-	546,942
Textbooks	91,702	-	-	-	-	91,702
Tuition	-	-	-	-	-	-
Other Objects	35,535	-	-	-	-	35,535
Total instruction	5,391,190	112,753	27,274	9,632	-	5,540,849
Support services:						
Salaries of Other Professional Staff	3,581,986	-	-	-	-	3,581,986
Salaries of Supervisors of Instruction	465,572	-	-	-	-	465,572
Salaries of Secretarial and Clerical Asst.	359,425	-	-	-	-	359,425
Other Salaries	334,175	6,494	1,509	19,869	5,160	367,207
Personal Services - Employee Benefits	1,573,078	21,408	654	1,520	395	1,597,055
Purchased Educational Services - Contracted Pre-K	36,686,590	-	-	-	-	36,686,590
Purchased Professional - Educational Services	569,053	-	-	-	-	569,053
Other Purchased Professional Services	636,131	15,000	-	-	-	651,131
Purchased Technical Services	-	-	-	-	-	-
Rentals	-	-	-	-	-	-
Contr. Serv.-Trans. (Field Trips)	11,613	-	-	-	-	11,613
Travel	25,740	-	-	-	-	25,740
Other Purchased Services (400-500 series)	54,135	-	-	-	-	54,135
Supplies & Materials	113,388	-	-	-	2,519	115,907
Indirect Costs	53,567	-	-	-	-	53,567
Other Objects	66,167	-	-	-	-	66,167
Total support services	44,530,620	42,902	2,163	21,389	8,074	44,605,148

**PATERSON PUBLIC SCHOOLS
SPECIAL REVENUE FUND
COMBINING SCHEDULE OF REVENUES AND EXPENDITURES - BUDGETARY BASIS
FOR THE FISCAL YEAR ENDED JUNE 30, 2009**

	Total Brought Forward (Ex. E-Ie)	IDEA Part B		WIB GED Testing Center		Total Carried Forward
		Preschool 2008-2009	Preschool 2007-2008	2008-09	2007-08	
continued						
EXPENDITURES (CONT'D):						
Facilities acquisition and const. serv.:						
Building	-	-	-	-	-	-
Instructional Equipment	\$ 16,968	-	-	-	-	\$ 16,968
Noninstructional Equipment	-	-	-	-	-	-
Total facilities acquisition and const. serv.	<u>16,968</u>	<u>-</u>	<u>-</u>	<u>-</u>	<u>-</u>	<u>16,968</u>
Transfer to Charter Schools	<u>-</u>	<u>-</u>	<u>-</u>	<u>-</u>	<u>-</u>	<u>-</u>
Sub-total Expenditures	<u>49,938,778</u>	<u>\$ 155,655</u>	<u>\$ 29,437</u>	<u>-</u>	<u>\$ 31,021</u>	<u>\$ 8,074</u>
OTHER FINANCING SOURCES (USES)						
Transfer In from General Fund-Preschool Programs	3,944,501	-	-	-	-	3,944,501
Contribution to School Based Budgets	(1,500,000)	-	-	-	-	(1,500,000)
Sub-total Other Financing Sources (Uses)	<u>2,444,501</u>	<u>-</u>	<u>-</u>	<u>-</u>	<u>-</u>	<u>2,444,501</u>
Total Outflows	<u>47,494,277</u>	<u>155,655</u>	<u>29,437</u>	<u>-</u>	<u>31,021</u>	<u>8,074</u>
Excess (Deficiency) of Revenues Over (Under) Expenditures and Other Financing Sources (Uses)	<u>\$ -</u>	<u>\$ -</u>	<u>\$ -</u>	<u>\$ -</u>	<u>\$ -</u>	<u>\$ -</u>

**PATERSON PUBLIC SCHOOLS
SPECIAL REVENUE FUND
COMBINING SCHEDULE OF REVENUES AND EXPENDITURES - BUDGETARY BASIS
FOR THE FISCAL YEAR ENDED JUNE 30, 2009**

	Total Brought Forward (Ex. E-1f)	Adult Education		Paterson	NJ	Carl D. Perkins	Total Carried Forward
		Basic Skills 2008-09	SWF 2008-09	Community Learning Ctr.	Youth Corp.	Vocational Educ Act	
REVENUES							
Local Sources	\$ 108,389	-	-	-	-	-	\$ 108,389
State Sources	44,050,316	-	\$ 142,690	-	\$ 483,074	-	44,676,080
Federal Sources	1,455,278	\$ 590,416	-	\$ 473,365	-	\$ 190,749	2,709,808
Total Revenues	45,613,983	590,416	142,690	473,365	483,074	190,749	47,494,277
EXPENDITURES							
Instruction:							
Salaries of Teachers	1,305,114	403,590	64,889	125,359	215,974	5,780	2,120,706
Other Salaries for Instruction	749,810	-	-	27,584	-	-	777,394
Purchased Professional - Educational Services	348	-	-	109,674	-	-	110,022
Purchased Professional and Technical Services	1,759,697	-	-	-	-	2,899	1,762,596
Other Purchased Services (400-500 series)	-	-	-	2,489	5,200	-	7,689
General Supplies	224,123	50,708	37,071	3,867	32,939	136,838	485,546
Textbooks	91,702	-	-	-	-	-	91,702
Tuition	-	-	-	-	-	-	-
Other Objects	-	-	936	6,594	9,625	18,380	35,535
Total instruction	4,130,794	454,298	102,896	275,567	263,738	163,897	5,391,190
Support services:							
Salaries of Other Professional Staff	3,496,458	-	-	37,697	47,831	-	3,581,986
Salaries of Supervisors of Instruction	438,803	-	-	26,769	-	-	465,572
Salaries of Secretarial and Clerical Asst.	355,208	-	4,217	-	-	-	359,425
Other Salaries	220,775	-	21,600	-	90,200	1,600	334,175
Personal Services - Employee Benefits	1,357,033	136,118	6,957	16,632	55,773	565	1,573,078
Purchased Educational Services - Contracted Pre-K	36,686,590	-	-	-	-	-	36,686,590
Purchased Professional - Educational Services	492,567	-	-	76,486	-	-	569,053
Other Purchased Professional Services	616,131	-	-	20,000	-	-	636,131
Purchased Technical Services	-	-	-	-	-	-	-
Rentals	-	-	-	-	-	-	-
Contr. Serv.-Trans. (Field Trips)	8,593	-	3,020	-	-	-	11,613
Travel	22,572	-	-	202	370	2,596	25,740
Other Purchased Services (400-500 series)	26,800	-	4,000	13,413	4,799	5,123	54,135
Supplies & Materials	90,426	-	-	2,599	20,363	-	113,388
Indirect Costs	49,567	-	-	4,000	-	-	53,567
Other Objects	66,167	-	-	-	-	-	66,167
Total support services	43,927,690	136,118	39,794	197,798	219,336	9,884	44,530,620

**PATERSON PUBLIC SCHOOLS
SPECIAL REVENUE FUND
COMBINING SCHEDULE OF REVENUES AND EXPENDITURES - BUDGETARY BASIS
FOR THE FISCAL YEAR ENDED JUNE 30, 2009**

	Total Brought Forward (Ex. E-1f)	Adult Education		Paterson	NJ	Carl D. Perkins	Total Carried Forward
		Basic Skills 2008-09	SWF 2008-09	Community Learning Ctr.	Youth Corp.	Vocational Educ Act	
							continued
EXPENDITURES (CONT'D):							
Facilities acquisition and const. serv.:							
Building	-	-	-	-	-	-	-
Instructional Equipment	-	-	-	-	-	\$ 16,968	\$ 16,968
Noninstructional Equipment	-	-	-	-	-	-	-
Total facilities acquisition and const. serv.	-	-	-	-	-	16,968	16,968
Transfer to Charter Schools	-	-	-	-	-	-	-
Sub-total Expenditures	\$ 48,058,484	\$ 590,416	\$ 142,690	\$ 473,365	\$ 483,074	190,749	49,938,778
OTHER FINANCING SOURCES (USES)							
Transfer In from General Fund-Preschool Programs	3,944,501			-			3,944,501
Contribution to School Based Budgets	(1,500,000)	-	-	-	-	-	(1,500,000)
Sub-total Other Financing Sources (Uses)	2,444,501	-	-	-	-	-	2,444,501
Total Outflows	45,613,983	590,416	142,690	473,365	483,074	190,749	47,494,277
Excess (Deficiency) of Revenues Over (Under)							
Expenditures and Other Financing Sources (Uses)	\$ -	\$ -	\$ -	\$ -	\$ -	\$ -	\$ -

PATERSON PUBLIC SCHOOLS
SPECIAL REVENUE FUND
COMBINING SCHEDULE OF REVENUES AND EXPENDITURES - BUDGETARY BASIS
FOR THE FISCAL YEAR ENDED JUNE 30, 2009

	Total Brought Forward (Ex. E-1g)	NJ Workforce Youth Prog	NJ Workforce Youth Prog	MATH IN-CTE Grant	PCWDC NJ Youth Corp.	Career and Technical Education	Total Carried Forward
REVENUES							
Local Sources	\$ 108,389	-	-	-	-	-	\$ 108,389
State Sources	43,984,117	\$ 62,309	\$ 1,266	\$ 2,624	-	-	44,050,316
Federal Sources	1,165,376	-	-	-	\$ 222,343	\$ 67,559	1,455,278
Total Revenues	45,257,882	62,309	1,266	2,624	222,343	67,559	45,613,983
EXPENDITURES							
Instruction:							
Salaries of Teachers	1,164,683	19,150	-	2,040	62,061	57,180	1,305,114
Other Salaries for Instruction	749,810	-	-	-	-	-	749,810
Purchased Professional - Educational Services	348	-	-	-	-	-	348
Purchased Professional and Technical Services	1,759,697	-	-	-	-	-	1,759,697
Other Purchased Services (400-500 series)	-	-	-	-	-	-	-
General Supplies	208,811	11,151	139	-	-	4,022	224,123
Textbooks	91,702	-	-	-	-	-	91,702
Tuition	-	-	-	-	-	-	-
Other Objects	-	-	-	-	-	-	-
Total instruction	3,975,051	30,301	139	2,040	62,061	61,202	4,130,794
Support services:							
Salaries of Other Professional Staff	3,443,319	-	-	-	53,139	-	3,496,458
Salaries of Supervisors of Instruction	434,603	4,200	-	-	-	-	438,803
Salaries of Secretarial and Clerical Asst.	324,238	-	-	-	30,970	-	355,208
Other Salaries	197,385	23,390	-	-	-	-	220,775
Personal Services - Employee Benefits	1,287,579	1,786	-	-	63,294	4,374	1,357,033
Purchased Educational Services - Contracted Pre-K	36,686,590	-	-	-	-	-	36,686,590
Purchased Professional - Educational Services	492,567	-	-	-	-	-	492,567
Other Purchased Professional Services	616,131	-	-	-	-	-	616,131
Purchased Technical Services	-	-	-	-	-	-	-
Rentals	-	-	-	-	-	-	-
Contr. Serv.-Trans. (Field Trips)	8,593	-	-	-	-	-	8,593
Travel	21,988	-	-	584	-	-	22,572
Other Purchased Services (400-500 series)	24,203	2,107	490	-	-	-	26,800
Supplies & Materials	76,385	525	637	-	12,879	-	90,426
Indirect Costs	49,567	-	-	-	-	-	49,567
Other Objects	64,184	-	-	-	-	1,983	66,167
Total support services	43,727,332	32,008	1,127	584	160,282	6,357	43,927,690

**PATERSON PUBLIC SCHOOLS
SPECIAL REVENUE FUND
COMBINING SCHEDULE OF REVENUES AND EXPENDITURES - BUDGETARY BASIS
FOR THE FISCAL YEAR ENDED JUNE 30, 2009**

	<u>Total Brought Forward (Ex. E-1g)</u>	<u>NJ Workforce Youth Prog</u>	<u>NJ Workforce Youth Prog</u>	<u>MATH IN-CTE Grant</u>	<u>PCWDC NJ Youth Corp.</u>	<u>Career and Technical Education</u>	<u>Total Carried Forward</u>
							continued
EXPENDITURES (CONT'D):							
Facilities acquisition and const. serv.:							
Building	-	-	-	-	-	-	-
Instructional Equipment	-	-	-	-	-	-	-
Noninstructional Equipment	-	-	-	-	-	-	-
Total facilities acquisition and const. serv.	<u>-</u>	<u>-</u>	<u>-</u>	<u>-</u>	<u>-</u>	<u>-</u>	<u>-</u>
Transfer to Charter Schools	<u>-</u>	<u>-</u>	<u>-</u>	<u>-</u>	<u>-</u>	<u>-</u>	<u>-</u>
Sub-total Expenditures	<u>\$ 47,702,383</u>	<u>\$ 62,309</u>	<u>\$ 1,266</u>	<u>\$ 2,624</u>	<u>\$ 222,343</u>	<u>\$ 67,559</u>	<u>\$ 48,058,484</u>
OTHER FINANCING SOURCES (USES)							
Transfer In from General Fund-Preschool Programs	3,944,501				-		3,944,501
Contribution to School Based Budgets	(1,500,000)	-	-	-	-	-	(1,500,000)
Sub-total Other Financing Sources (Uses)	<u>2,444,501</u>	<u>-</u>	<u>-</u>	<u>-</u>	<u>-</u>	<u>-</u>	<u>2,444,501</u>
Total Outflows	<u>45,257,882</u>	<u>62,309</u>	<u>1,266</u>	<u>2,624</u>	<u>222,343</u>	<u>67,559</u>	<u>45,613,983</u>
Excess (Deficiency) of Revenues Over (Under)							
Expenditures and Other Financing Sources (Uses)	<u>\$ -</u>	<u>\$ -</u>	<u>\$ -</u>	<u>\$ -</u>	<u>\$ -</u>	<u>\$ -</u>	<u>\$ -</u>

PATERSON PUBLIC SCHOOLS
SPECIAL REVENUE FUND
COMBINING SCHEDULE OF REVENUES AND EXPENDITURES - BUDGETARY BASIS
FOR THE FISCAL YEAR ENDED JUNE 30, 2009

	Total Brought Forward (Ex. E-1h)	Alexander Hamilton Fellowship	Quality Intensive Literacy	Family Outreach Project	Adult Education Testing	Vending Machine Commission	Total Carried Forward
REVENUES							
Local Sources	\$ 107,994	-	-	-	-	\$ 395	\$ 108,389
State Sources	43,220,345	-	-	\$ 763,772	-	-	43,984,117
Federal Sources	876,666	\$ 110,251	\$ 169,759	-	\$ 8,700	-	1,165,376
Total Revenues	44,205,005	110,251	169,759	763,772	8,700	395	45,257,882
EXPENDITURES							
Instruction:							
Salaries of Teachers	1,017,887	20,000	126,796	-	-	-	1,164,683
Other Salaries for Instruction	741,728	-	-	-	8,082	-	749,810
Purchased Professional - Educational Services	348	-	-	-	-	-	348
Purchased Professional and Technical Services	1,759,697	-	-	-	-	-	1,759,697
Other Purchased Services (400-500 series)	-	-	-	-	-	-	-
General Supplies	207,688	1,123	-	-	-	-	208,811
Textbooks	91,702	-	-	-	-	-	91,702
Tuition	-	-	-	-	-	-	-
Other Objects	-	-	-	-	-	-	-
Total instruction	3,819,050	21,123	126,796	-	8,082	-	3,975,051
Support services:							
Salaries of Other Professional Staff	3,218,120	-	-	225,199	-	-	3,443,319
Salaries of Supervisors of Instruction	434,603	-	-	-	-	-	434,603
Salaries of Secretarial and Clerical Asst.	324,238	-	-	-	-	-	324,238
Other Salaries	180,999	16,386	-	-	-	-	197,385
Personal Services - Employee Benefits	1,211,941	2,742	42,963	29,315	618	-	1,287,579
Purchased Educational Services - Contracted Pre-K	36,227,854	-	-	458,736	-	-	36,686,590
Purchased Professional - Educational Services	422,567	70,000	-	-	-	-	492,567
Other Purchased Professional Services	616,131	-	-	-	-	-	616,131
Purchased Technical Services	-	-	-	-	-	-	-
Rentals	-	-	-	-	-	-	-
Contr. Serv.-Trans. (Field Trips)	8,593	-	-	-	-	-	8,593
Travel	20,638	-	-	1,350	-	-	21,988
Other Purchased Services (400-500 series)	24,203	-	-	-	-	-	24,203
Supplies & Materials	73,933	-	-	2,452	-	-	76,385
Indirect Costs	2,847	-	-	46,720	-	-	49,567
Other Objects	63,789	-	-	-	-	395	64,184
Total support services	42,830,456	89,128	42,963	763,772	618	395	43,727,332

**PATERSON PUBLIC SCHOOLS
SPECIAL REVENUE FUND
COMBINING SCHEDULE OF REVENUES AND EXPENDITURES - BUDGETARY BASIS
FOR THE FISCAL YEAR ENDED JUNE 30, 2009**

	<u>Total Brought Forward (Ex. E-1h)</u>	<u>Alexander Hamilton Fellowship</u>	<u>Quality Intensive Literacy</u>	<u>Family Outreach Project</u>	<u>Adult Education Testing</u>	<u>Vending Machine Commission</u>	<u>Total Carried Forward</u>
							continued
EXPENDITURES (CONT'D):							
Facilities acquisition and const. serv.:							
Building	-	-	-	-	-	-	-
Instructional Equipment	-	-	-	-	-	-	-
Noninstructional Equipment	-	-	-	-	-	-	-
Total facilities acquisition and const. serv.	<u>-</u>	<u>-</u>	<u>-</u>	<u>-</u>	<u>-</u>	<u>-</u>	<u>-</u>
Transfer to Charter Schools	<u>-</u>	<u>-</u>	<u>-</u>	<u>-</u>	<u>-</u>	<u>-</u>	<u>-</u>
Sub-total Expenditures	<u>\$ 46,649,506</u>	<u>\$ 110,251</u>	<u>\$ 169,759</u>	<u>\$ 763,772</u>	<u>\$ 8,700</u>	<u>\$ 395</u>	<u>\$ 47,702,383</u>
OTHER FINANCING SOURCES (USES)							
Transfer In from General Fund-Preschool Programs	3,944,501	-	-	-	-	-	3,944,501
Contribution to School Based Budgets	<u>(1,500,000)</u>	<u>-</u>	<u>-</u>	<u>-</u>	<u>-</u>	<u>-</u>	<u>(1,500,000)</u>
Sub-total Other Financing Sources (Uses)	<u>2,444,501</u>	<u>-</u>	<u>-</u>	<u>-</u>	<u>-</u>	<u>-</u>	<u>2,444,501</u>
Total Outflows	<u>44,205,005</u>	<u>110,251</u>	<u>169,759</u>	<u>763,772</u>	<u>8,700</u>	<u>395</u>	<u>45,257,882</u>
Excess (Deficiency) of Revenues Over (Under)							
Expenditures and Other Financing Sources (Uses)	<u>\$ -</u>	<u>\$ -</u>	<u>\$ -</u>	<u>\$ -</u>	<u>\$ -</u>	<u>\$ -</u>	<u>\$ -</u>

**PATERSON PUBLIC SCHOOLS
SPECIAL REVENUE FUND
COMBINING SCHEDULE OF REVENUES AND EXPENDITURES - BUDGETARY BASIS
FOR THE FISCAL YEAR ENDED JUNE 30, 2009**

	Total Brought Forward (Ex. E-1i)	Garrett Morgan Academy	Preschool Education Aid	Title I SIA Part G		Nonpublic Textbook Aid	Total Carried Forward
				2008-2009	2007-2008		
REVENUES							
Local Sources	\$ 107,994	-	-	-	-	-	\$ 107,994
State Sources	1,762,370	-	\$ 41,366,273	-	-	\$ 91,702	43,220,345
Federal Sources	-	\$ 93,812	-	\$ 580,136	\$ 202,718	-	876,666
Total Revenues	1,870,364	93,812	41,366,273	580,136	202,718	91,702	44,205,005
EXPENDITURES							
Instruction:							
Salaries of Teachers	272	-	936,043	1,683	79,889	-	1,017,887
Other Salaries for Instruction	10,758	-	730,970	-	-	-	741,728
Purchased Professional - Educational Services	348	-	-	-	-	-	348
Purchased Professional and Technical Services	1,318,480	-	-	441,217	-	-	1,759,697
Other Purchased Services (400-500 series)	-	-	-	-	-	-	-
General Supplies	1,821	-	126,370	75,664	3,833	-	207,688
Textbooks	-	-	-	-	-	91,702	91,702
Tuition	-	-	-	-	-	-	-
Other Objects	-	-	-	-	-	-	-
Total instruction	1,331,679	-	1,793,383	518,564	83,722	91,702	3,819,050
Support services:							
Salaries of Other Professional Staff	-	-	3,218,120	-	-	-	3,218,120
Salaries of Supervisors of Instruction	-	-	434,603	-	-	-	434,603
Salaries of Secretarial and Clerical Asst.	-	-	324,238	-	-	-	324,238
Other Salaries	28,000	-	152,999	-	-	-	180,999
Personal Services - Employee Benefits	-	-	1,205,700	129	6,112	-	1,211,941
Purchased Educational Services - Contracted Pre-K	-	-	36,227,854	-	-	-	36,227,854
Purchased Professional - Educational Services	264,623	-	-	54,000	103,944	-	422,567
Other Purchased Professional Services	136,829	90,965	388,337	-	-	-	616,131
Purchased Technical Services	-	-	-	-	-	-	-
Rentals	-	-	-	-	-	-	-
Contr. Serv.-Trans. (Field Trips)	-	-	-	7,443	1,150	-	8,593
Travel	256	-	20,382	-	-	-	20,638
Other Purchased Services (400-500 series)	127	-	24,076	-	-	-	24,203
Supplies & Materials	45,061	-	21,082	-	7,790	-	73,933
Indirect Costs	-	2,847	-	-	-	-	2,847
Other Objects	63,789	-	-	-	-	-	63,789
Total support services	538,685	93,812	42,017,391	61,572	118,996	-	42,830,456

**PATERSON PUBLIC SCHOOLS
SPECIAL REVENUE FUND
COMBINING SCHEDULE OF REVENUES AND EXPENDITURES - BUDGETARY BASIS
FOR THE FISCAL YEAR ENDED JUNE 30, 2009**

	<u>Total Brought Forward (Ex. E-1i)</u>	<u>Garrett Morgan Academy</u>	<u>Preschool Education Aid</u>	<u>Title 1 SIA Part G</u>		<u>Nonpublic Textbook Aid</u>	<u>Total Carried Forward</u>
				<u>2008-2009</u>	<u>2007-2008</u>		
							continued
EXPENDITURES (CONT'D):							
Facilities acquisition and const. serv.:							
Building	-	-	-	-	-	-	-
Instructional Equipment	-	-	-	-	-	-	-
Noninstructional Equipment	-	-	-	-	-	-	-
Total facilities acquisition and const. serv.	<u>-</u>	<u>-</u>	<u>-</u>	<u>-</u>	<u>-</u>	<u>-</u>	<u>-</u>
Transfer to Charter Schools	<u>-</u>	<u>-</u>	<u>-</u>	<u>-</u>	<u>-</u>	<u>-</u>	<u>-</u>
Sub-total Expenditures	<u>\$ 1,870,364</u>	<u>\$ 93,812</u>	<u>\$ 43,810,774</u>	<u>\$ 580,136</u>	<u>\$ 202,718</u>	<u>\$ 91,702</u>	<u>\$ 46,649,506</u>
OTHER FINANCING SOURCES (USES)							
Transfer In from General Fund-Preschool Programs	-	-	3,944,501	-		-	3,944,501
Contribution to School Based Budgets	-	-	(1,500,000)	-	-	-	(1,500,000)
Sub-total Other Financing Sources (Uses)	<u>-</u>	<u>-</u>	<u>2,444,501</u>	<u>-</u>	<u>-</u>	<u>-</u>	<u>2,444,501</u>
Total Outflows	<u>1,870,364</u>	<u>93,812</u>	<u>41,366,273</u>	<u>580,136</u>	<u>202,718</u>	<u>91,702</u>	<u>44,205,005</u>
Excess (Deficiency) of Revenues Over (Under) Expenditures and Other Financing Sources (Uses)	<u>\$ -</u>	<u>\$ -</u>	<u>\$ -</u>	<u>\$ -</u>	<u>\$ -</u>	<u>\$ -</u>	<u>\$ -</u>

PATERSON PUBLIC SCHOOLS
SPECIAL REVENUE FUND
COMBINING SCHEDULE OF REVENUES AND EXPENDITURES - BUDGETARY BASIS
FOR THE FISCAL YEAR ENDED JUNE 30, 2009

	Total Brought Forward (Ex. E-1j)	Nonpublic		N.J. Nonpublic Auxiliary Services Ch. 192			Total Carried Forward
		Nursing	Technology	Compensatory Education	English as a Second Language	Transportation	
REVENUES							
Local Sources	\$ 107,994	-	-	-	-	-	\$ 107,994
State Sources	275,333	\$ 136,179	\$ 62,974	\$ 810,036	\$ 180,548	\$ 297,300	1,762,370
Federal Sources	-	-	-	-	-	-	-
Total Revenues	383,327	136,179	62,974	810,036	180,548	297,300	1,870,364
EXPENDITURES							
Instruction:							
Salaries of Teachers	272	-	-	-	-	-	272
Other Salaries for Instruction	10,758	-	-	-	-	-	10,758
Purchased Professional - Educational Services	348	-	-	-	-	-	348
Purchased Professional and Technical Services	-	-	62,974	782,306	175,900	297,300	1,318,480
Other Purchased Services (400-500 series)	-	-	-	-	-	-	-
General Supplies	1,821	-	-	-	-	-	1,821
Textbooks	-	-	-	-	-	-	-
Tuition	-	-	-	-	-	-	-
Other Objects	-	-	-	-	-	-	-
Total instruction	13,199	-	62,974	782,306	175,900	297,300	1,331,679
Support services:							
Salaries of Other Professional Staff	-	-	-	-	-	-	-
Salaries of Supervisors of Instruction	-	-	-	-	-	-	-
Salaries of Secretarial and Clerical Asst.	-	-	-	-	-	-	-
Other Salaries	28,000	-	-	-	-	-	28,000
Personal Services - Employee Benefits	-	-	-	-	-	-	-
Purchased Educational Services - Contracted Pre-K	-	-	-	-	-	-	-
Purchased Professional - Educational Services	264,623	-	-	-	-	-	264,623
Other Purchased Professional Services	650	136,179	-	-	-	-	136,829
Purchased Technical Services	-	-	-	-	-	-	-
Rentals	-	-	-	-	-	-	-
Contr. Serv.-Trans. (Field Trips)	-	-	-	-	-	-	-
Travel	256	-	-	-	-	-	256
Other Purchased Services (400-500 series)	127	-	-	-	-	-	127
Supplies & Materials	45,061	-	-	-	-	-	45,061
Indirect Costs	-	-	-	-	-	-	-
Other Objects	31,411	-	-	27,730	4,648	-	63,789
Total support services	370,128	136,179	-	27,730	4,648	-	538,685

**PATERSON PUBLIC SCHOOLS
SPECIAL REVENUE FUND
COMBINING SCHEDULE OF REVENUES AND EXPENDITURES - BUDGETARY BASIS
FOR THE FISCAL YEAR ENDED JUNE 30, 2009**

	Total Brought Forward (Ex. E-1j)	Nonpublic		N.J. Nonpublic Auxiliary Services Ch. 192			Total Carried Forward
		Nursing	Technology	Compensatory Education	English as a Second Language	Transportation	
continued							
EXPENDITURES (CONT'D):							
Facilities acquisition and const. serv.:							
Building	-	-	-	-	-	-	-
Instructional Equipment	-	-	-	-	-	-	-
Noninstructional Equipment	-	-	-	-	-	-	-
Total facilities acquisition and const. serv.	<u>-</u>	<u>-</u>	<u>-</u>	<u>-</u>	<u>-</u>	<u>-</u>	<u>-</u>
Transfer to Charter Schools	<u>-</u>	<u>-</u>	<u>-</u>	<u>-</u>	<u>-</u>	<u>-</u>	<u>-</u>
Sub-total Expenditures	<u>\$ 383,327</u>	<u>\$ 136,179</u>	<u>\$ 62,974</u>	<u>\$ 810,036</u>	<u>\$ 180,548</u>	<u>\$ 297,300</u>	<u>\$ 1,870,364</u>
OTHER FINANCING SOURCES (USES)							
Transfer In from General Fund-Preschool Programs	-	-	-	-	-	-	-
Contribution to School Based Budgets	-	-	-	-	-	-	-
Sub-total Other Financing Sources (Uses)	<u>-</u>	<u>-</u>	<u>-</u>	<u>-</u>	<u>-</u>	<u>-</u>	<u>-</u>
Total Outflows	<u>383,327</u>	<u>136,179</u>	<u>62,974</u>	<u>810,036</u>	<u>180,548</u>	<u>297,300</u>	<u>1,870,364</u>
Excess (Deficiency) of Revenues Over (Under)							
Expenditures and Other Financing Sources (Uses)	<u>\$ -</u>	<u>\$ -</u>	<u>\$ -</u>	<u>\$ -</u>	<u>\$ -</u>	<u>\$ -</u>	<u>\$ -</u>

627

**PATERSON PUBLIC SCHOOLS
SPECIAL REVENUE FUND
COMBINING SCHEDULE OF REVENUES AND EXPENDITURES - BUDGETARY BASIS
FOR THE FISCAL YEAR ENDED JUNE 30, 2009**

	Total Brought Forward (Ex. E-1k)	NJ Nonpublic Aux Home Instruction	N.J. Nonpublic Handicapped Services Ch. 193			Sch#17 Nickelodeon	Total Carried Forward
			Examination & Classification	Corrective Speech	Supplemental Instruction		
REVENUES							
Local Sources	\$ 107,068	-	-	-	-	\$ 926	\$ 107,994
State Sources	-	\$ 10,710	\$ 114,150	\$ 47,058	\$ 103,415	-	275,333
Federal Sources	-	-	-	-	-	-	-
Total Revenues	107,068	10,710	114,150	47,058	103,415	926	383,327
EXPENDITURES							
Instruction:							
Salaries of Teachers	272	-	-	-	-	-	272
Other Salaries for Instruction	48	10,710	-	-	-	-	10,758
Purchased Professional - Educational Services	348	-	-	-	-	-	348
Purchased Professional and Technical Services	-	-	-	-	-	-	-
Other Purchased Services (400-500 series)	-	-	-	-	-	-	-
General Supplies	895	-	-	-	-	926	1,821
Textbooks	-	-	-	-	-	-	-
Tuition	-	-	-	-	-	-	-
Other Objects	-	-	-	-	-	-	-
Total instruction	1,563	10,710	-	-	-	926	13,199
Support services:							
Salaries of Other Professional Staff	-	-	-	-	-	-	-
Salaries of Supervisors of Instruction	-	-	-	-	-	-	-
Salaries of Secretarial and Clerical Asst.	-	-	-	-	-	-	-
Other Salaries	28,000	-	-	-	-	-	28,000
Personal Services - Employee Benefits	-	-	-	-	-	-	-
Purchased Educational Services - Contracted Pre-K	-	-	-	-	-	-	-
Purchased Professional - Educational Services	-	-	114,150	47,058	103,415	-	264,623
Other Purchased Professional Services	650	-	-	-	-	-	650
Purchased Technical Services	-	-	-	-	-	-	-
Rentals	-	-	-	-	-	-	-
Contr. Serv.-Trans. (Field Trips)	-	-	-	-	-	-	-
Travel	256	-	-	-	-	-	256
Other Purchased Services (400-500 series)	127	-	-	-	-	-	127
Supplies & Materials	45,061	-	-	-	-	-	45,061
Indirect Costs	-	-	-	-	-	-	-
Other Objects	31,411	-	-	-	-	-	31,411
Total support services	105,505	-	114,150	47,058	103,415	-	370,128

PATERSON PUBLIC SCHOOLS
SPECIAL REVENUE FUND
COMBINING SCHEDULE OF REVENUES AND EXPENDITURES - BUDGETARY BASIS
FOR THE FISCAL YEAR ENDED JUNE 30, 2009

	<u>Total Brought Forward (Ex. E-1k)</u>	<u>NJ Nonpublic Aux Home Instruction</u>	<u>N.J. Nonpublic Handicapped Services Ch. 193</u>			<u>Sch#17 Nickelodeon</u>	<u>Total Carried Forward continued</u>
			<u>Examination & Classification</u>	<u>Corrective Speech</u>	<u>Supplemental Instruction</u>		
EXPENDITURES (CONT'D):							
Facilities acquisition and const. serv.:							
Building	-	-	-	-	-	-	-
Instructional Equipment	-	-	-	-	-	-	-
Noninstructional Equipment	-	-	-	-	-	-	-
Total facilities acquisition and const. serv.	<u>-</u>	<u>-</u>	<u>-</u>	<u>-</u>	<u>-</u>	<u>-</u>	<u>-</u>
Transfer to Charter Schools	<u>-</u>	<u>-</u>	<u>-</u>	<u>-</u>	<u>-</u>	<u>-</u>	<u>-</u>
Sub-total Expenditures	<u>\$ 107,068</u>	<u>\$ 10,710</u>	<u>\$ 114,150</u>	<u>\$ 47,058</u>	<u>\$ 103,415</u>	<u>\$ 926</u>	<u>\$ 383,327</u>
OTHER FINANCING SOURCES (USES)							
Transfer In from General Fund-Preschool Programs	-	-	-	-	-	-	-
Contribution to School Based Budgets	-	-	-	-	-	-	-
Sub-total Other Financing Sources (Uses)	<u>-</u>	<u>-</u>	<u>-</u>	<u>-</u>	<u>-</u>	<u>-</u>	<u>-</u>
Total Outflows	<u>107,068</u>	<u>10,710</u>	<u>114,150</u>	<u>47,058</u>	<u>103,415</u>	<u>926</u>	<u>383,327</u>
Excess (Deficiency) of Revenues Over (Under)							
Expenditures and Other Financing Sources (Uses)	<u>\$ -</u>	<u>\$ -</u>	<u>\$ -</u>	<u>\$ -</u>	<u>\$ -</u>	<u>\$ -</u>	<u>\$ -</u>

PATERSON PUBLIC SCHOOLS
SPECIAL REVENUE FUND
COMBINING SCHEDULE OF REVENUES AND EXPENDITURES - BUDGETARY BASIS
FOR THE FISCAL YEAR ENDED JUNE 30, 2008

	Total Brought Forward (Ex. E-11)	Delta Dental Program 1	Delta Dental Program 2	Oral Health Initiative	Wallace Leadership Eastside	Sch# 15 Rowan Univ.	Total Carried Forward
REVENUES							
Local Sources	\$ 49,009	\$ 9,938	\$ 42,911	\$ 4,805	\$ 97	\$ 308	\$ 107,068
State Sources	-	-	-	-	-	-	-
Federal Sources	-	-	-	-	-	-	-
Total Revenues	<u>49,009</u>	<u>9,938</u>	<u>42,911</u>	<u>4,805</u>	<u>97</u>	<u>308</u>	<u>107,068</u>
EXPENDITURES							
Instruction:							
Salaries of Teachers	272	-	-	-	-	-	272
Other Salaries for Instruction	48	-	-	-	-	-	48
Purchased Professional - Educational Services	348	-	-	-	-	-	348
Purchased Professional and Technical Services	-	-	-	-	-	-	-
Other Purchased Services (400-500 series)	-	-	-	-	-	-	-
General Supplies	895	-	-	-	-	-	895
Textbooks	-	-	-	-	-	-	-
Tuition	-	-	-	-	-	-	-
Other Objects	-	-	-	-	-	-	-
Total instruction	<u>1,563</u>	<u>-</u>	<u>-</u>	<u>-</u>	<u>-</u>	<u>-</u>	<u>1,563</u>
Support services:							
Salaries of Other Professional Staff	-	-	-	-	-	-	-
Salaries of Supervisors of Instruction	-	-	-	-	-	-	-
Salaries of Secretarial and Clerical Asst.	-	-	-	-	-	-	-
Other Salaries	-	-	28,000	-	-	-	28,000
Personal Services - Employee Benefits	-	-	-	-	-	-	-
Purchased Educational Services - Contracted Pre-K	-	-	-	-	-	-	-
Purchased Professional - Educational Services	-	-	-	-	-	-	-
Other Purchased Professional Services	650	-	-	-	-	-	650
Purchased Technical Services	-	-	-	-	-	-	-
Rentals	-	-	-	-	-	-	-
Contr. Serv.-Trans. (Field Trips)	-	-	-	-	-	-	-
Travel	256	-	-	-	-	-	256
Other Purchased Services (400-500 series)	-	-	127	-	-	-	127
Supplies & Materials	15,578	9,797	14,784	4,805	97	-	45,061
Indirect Costs	-	-	-	-	-	-	-
Other Objects	30,962	141	-	-	-	308	31,411
Total support services	<u>47,446</u>	<u>9,938</u>	<u>42,911</u>	<u>4,805</u>	<u>97</u>	<u>308</u>	<u>105,505</u>

continued

**PATERSON PUBLIC SCHOOLS
SPECIAL REVENUE FUND
COMBINING SCHEDULE OF REVENUES AND EXPENDITURES - BUDGETARY BASIS
FOR THE FISCAL YEAR ENDED JUNE 30, 2008**

	<u>Total Brought Forward (Ex. E-11)</u>	<u>Delta Dental Program 1</u>	<u>Delta Dental Program 2</u>	<u>Oral Health Initiative</u>	<u>Wallace Leadership Eastside</u>	<u>Sch# 15 Rowan Univ.</u>	<u>Total Carried Forward</u>
EXPENDITURES (CONT'D):							
Facilities acquisition and const. serv.:							
Building	-	-	-	-	-	-	-
Instructional Equipment	-	-	-	-	-	-	-
Noninstructional Equipment	-	-	-	-	-	-	-
Total facilities acquisition and const. serv.	<u>-</u>	<u>-</u>	<u>-</u>	<u>-</u>	<u>-</u>	<u>-</u>	<u>-</u>
Transfer to Charter Schools	<u>-</u>	<u>-</u>	<u>-</u>	<u>-</u>	<u>-</u>	<u>-</u>	<u>-</u>
Sub-total Expenditures	<u>\$ 49,009</u>	<u>\$ 9,938</u>	<u>\$ 42,911</u>	<u>\$ 4,805</u>	<u>\$ 97</u>	<u>\$ 308</u>	<u>\$ 107,068</u>
OTHER FINANCING SOURCES (USES)							
Transfer In from General Fund-Preschool Programs	-	-	-	-	-	-	-
Contribution to School Based Budgets	-	-	-	-	-	-	-
Sub-total Other Financing Sources (Uses)	<u>-</u>	<u>-</u>	<u>-</u>	<u>-</u>	<u>-</u>	<u>-</u>	<u>-</u>
Total Outflows	<u>49,009</u>	<u>9,938</u>	<u>42,911</u>	<u>4,805</u>	<u>97</u>	<u>308</u>	<u>107,068</u>
Excess (Deficiency) of Revenues Over (Under) Expenditures and Other Financing Sources (Uses)	<u>\$ -</u>	<u>\$ -</u>	<u>\$ -</u>	<u>\$ -</u>	<u>\$ -</u>	<u>\$ -</u>	<u>\$ -</u>

**PATERSON PUBLIC SCHOOLS
SPECIAL REVENUE FUND
COMBINING SCHEDULE OF REVENUES AND EXPENDITURES - BUDGETARY BASIS
FOR THE FISCAL YEAR ENDED JUNE 30, 2009**

	Total Brought Forward (Ex. E-1m)	Taub/Doby Basketball Foundation	NJPIRC Grant School # 03	School #27 Lifetouch Grant	Various Schools Rutgers'	School # 27 Donations	Total Carried Forward
REVENUES							
Local Sources	\$ 1,507	\$ 44,898	\$ 1,464	\$ 286	\$ 419	\$ 435	\$ 49,009
State Sources	-	-	-	-	-	-	-
Federal Sources	-	-	-	-	-	-	-
Total Revenues	<u>1,507</u>	<u>44,898</u>	<u>1,464</u>	<u>286</u>	<u>419</u>	<u>435</u>	<u>49,009</u>
EXPENDITURES							
Instruction:							
Salaries of Teachers	-	-	272	-	-	-	272
Other Salaries for Instruction	-	-	48	-	-	-	48
Purchased Professional - Educational Services	348	-	-	-	-	-	348
Purchased Professional and Technical Services	-	-	-	-	-	-	-
Other Purchased Services (400-500 series)	-	-	-	-	-	-	-
General Supplies	100	-	795	-	-	-	895
Textbooks	-	-	-	-	-	-	-
Tuition	-	-	-	-	-	-	-
Other Objects	-	-	-	-	-	-	-
Total instruction	<u>448</u>	<u>-</u>	<u>1,115</u>	<u>-</u>	<u>-</u>	<u>-</u>	<u>1,563</u>
Support services:							
Salaries of Other Professional Staff	-	-	-	-	-	-	-
Salaries of Supervisors of Instruction	-	-	-	-	-	-	-
Salaries of Secretarial and Clerical Asst.	-	-	-	-	-	-	-
Other Salaries	-	-	-	-	-	-	-
Personal Services - Employee Benefits	-	-	-	-	-	-	-
Purchased Educational Services - Contracted Pre-K	-	-	-	-	-	-	-
Purchased Professional - Educational Services	-	-	-	-	-	-	-
Other Purchased Professional Services	650	-	-	-	-	-	650
Purchased Technical Services	-	-	-	-	-	-	-
Rentals	-	-	-	-	-	-	-
Contr. Serv.-Trans. (Field Trips)	-	-	-	-	-	-	-
Travel	256	-	-	-	-	-	256
Other Purchased Services (400-500 series)	-	-	-	-	-	-	-
Supplies & Materials	-	14,438	-	286	419	435	15,578
Indirect Costs	-	-	-	-	-	-	-
Other Objects	153	30,460	349	-	-	-	30,962
Total support services	<u>1,059</u>	<u>44,898</u>	<u>349</u>	<u>286</u>	<u>419</u>	<u>435</u>	<u>47,446</u>

continued

**PATERSON PUBLIC SCHOOLS
SPECIAL REVENUE FUND
COMBINING SCHEDULE OF REVENUES AND EXPENDITURES - BUDGETARY BASIS
FOR THE FISCAL YEAR ENDED JUNE 30, 2009**

	<u>Total Brought Forward (Ex. E-1m)</u>	<u>Taub/Doby Basketball Foundation</u>	<u>NJPIRC Grant School # 03</u>	<u>School #27 Lifetouch Grant</u>	<u>Various Schools Rutgers'</u>	<u>School # 27 Donations</u>	<u>Total Carried Forward</u>
EXPENDITURES (CONT'D):							
Facilities acquisition and const. serv.:							
Building	-	-	-	-	-	-	-
Instructional Equipment	-	-	-	-	-	-	-
Noninstructional Equipment	-	-	-	-	-	-	-
Total facilities acquisition and const. serv.	<u>-</u>	<u>-</u>	<u>-</u>	<u>-</u>	<u>-</u>	<u>-</u>	<u>-</u>
Transfer to Charter Schools	<u>-</u>	<u>-</u>	<u>-</u>	<u>-</u>	<u>-</u>	<u>-</u>	<u>-</u>
Sub-total Expenditures	<u>\$ 1,507</u>	<u>\$ 44,898</u>	<u>\$ 1,464</u>	<u>\$ 286</u>	<u>\$ 419</u>	<u>\$ 435</u>	<u>\$ 49,009</u>
OTHER FINANCING SOURCES (USES)							
Transfer In from General Fund-Preschool Programs	-	-	-	-	-	-	-
Contribution to School Based Budgets	-	-	-	-	-	-	-
Sub-total Other Financing Sources (Uses)	<u>-</u>	<u>-</u>	<u>-</u>	<u>-</u>	<u>-</u>	<u>-</u>	<u>-</u>
Total Outflows	<u>1,507</u>	<u>44,898</u>	<u>1,464</u>	<u>286</u>	<u>419</u>	<u>435</u>	<u>49,009</u>
Excess (Deficiency) of Revenues Over (Under)	<u>\$ -</u>	<u>\$ -</u>	<u>\$ -</u>	<u>\$ -</u>	<u>\$ -</u>	<u>\$ -</u>	<u>\$ -</u>
Expenditures and Other Financing Sources (Uses)	<u>-</u>	<u>-</u>	<u>-</u>	<u>-</u>	<u>-</u>	<u>-</u>	<u>-</u>

**PATERSON PUBLIC SCHOOLS
SPECIAL REVENUE FUND
COMBINING SCHEDULE OF REVENUES AND EXPENDITURES - BUDGETARY BASIS
FOR THE FISCAL YEAR ENDED JUNE 30, 2009**

	Total Brought Forward (EX.E-In)	Wallace Leadership School # 01	Geraldine R. Dodge JFK	Geraldine R. Dodge School #15		Total Carried Forward
REVENUES						
Local Sources		\$ 100	\$ 998	\$ 409	-	\$ 1,507
State Sources		-	-	-	-	-
Federal Sources		-	-	-	-	-
Total Revenues	-	100	998	409	-	1,507
EXPENDITURES						
Instruction:						
Salaries of Teachers		-	-	-	-	-
Other Salaries for Instruction		-	-	-	-	-
Purchased Professional - Educational Services		-	348	-	-	348
Purchased Professional and Technical Services		-	-	-	-	-
Other Purchased Services (400-500 series)		-	-	-	-	-
General Supplies		100	-	-	-	100
Textbooks		-	-	-	-	-
Tuition		-	-	-	-	-
Other Objects		-	-	-	-	-
Total instruction	-	100	348	-	-	448
Support Services:						
Salaries of Other Professional Staff		-	-	-	-	-
Salaries of Supervisors of Instruction		-	-	-	-	-
Salaries of Secretarial and Clerical Asst.		-	-	-	-	-
Other Salaries		-	-	-	-	-
Personal Services - Employee Benefits		-	-	-	-	-
Purchased Educational Services - Contracted Pre-K		-	-	-	-	-
Purchased Professional - Educational Services		-	-	-	-	-
Other Purchased Professional Services		-	650	-	-	650
Purchased Technical Services		-	-	-	-	-
Rentals		-	-	-	-	-
Contr. Serv.-Trans. (Field Trips)		-	-	-	-	-
Travel		-	-	256	-	256
Other Purchased Services (400-500 series)		-	-	-	-	-
Supplies & Materials		-	-	-	-	-
Indirect Costs		-	-	-	-	-
Other Objects		-	-	153	-	153
Total support services	-	-	650	409	-	1,059

continued

**PATERSON PUBLIC SCHOOLS
SPECIAL REVENUE FUND
COMBINING SCHEDULE OF REVENUES AND EXPENDITURES - BUDGETARY BASIS
FOR THE FISCAL YEAR ENDED JUNE 30, 2009**

	<u>Total Brought Forward (EX.E-In)</u>	<u>Wallace Leadership School # 01</u>	<u>Geraldine R. Dodge JFK</u>	<u>Geraldine R. Dodge School #15</u>			<u>Total Carried Forward</u>
EXPENDITURES (CONT'D):							
Facilities acquisition and const. serv.:							
Building	-	-	-	-	-	-	-
Instructional Equipment	-	-	-	-	-	-	-
Noninstructional Equipment	-	-	-	-	-	-	-
Total facilities acquisition and const. serv.	<u>-</u>	<u>-</u>	<u>-</u>	<u>-</u>	<u>-</u>	<u>-</u>	<u>-</u>
Transfer to Charter Schools	<u>-</u>	<u>-</u>	<u>-</u>	<u>-</u>	<u>-</u>	<u>-</u>	<u>-</u>
Sub-total Expenditures	<u>-</u>	<u>\$ 100</u>	<u>\$ 998</u>	<u>\$ 409</u>	<u>-</u>	<u>-</u>	<u>\$ 1,507</u>
OTHER FINANCING SOURCES (USES)							
Transfer In from General Fund-Preschool Programs	-	-	-	-	-	-	-
Contribution to School Based Budgets	-	-	-	-	-	-	-
Sub-total Other Financing Sources (Uses)	<u>-</u>	<u>-</u>	<u>-</u>	<u>-</u>	<u>-</u>	<u>-</u>	<u>-</u>
Total Outflows	<u>-</u>	<u>100</u>	<u>998</u>	<u>409</u>	<u>-</u>	<u>-</u>	<u>1,507</u>
Excess (Deficiency) of Revenues Over (Under)							
Expenditures and Other Financing Sources (Uses)	<u>\$ -</u>	<u>\$ -</u>	<u>\$ -</u>	<u>\$ -</u>	<u>\$ -</u>	<u>\$ -</u>	<u>\$ -</u>

Paterson Public Schools
Special Revenue Fund
Schedule of Preschool Education Aid Expenditures
Preschool - All Programs
Budgetary Basis
For the Fiscal Year Ended June 30, 2009

District-Wide Total

	Original Budget	Budget Transfers	Final Budget	Actual	Variance
EXPENDITURES:					
Instruction:					
Salaries of Teachers	\$ 1,199,026	\$ (1)	\$ 1,199,025	\$ 936,043	\$ 262,982
Other Salaries for Instruction	936,682	-	936,682	730,970	205,712
Purchased Professional & Technical Services	-	-	-	-	-
Other Purchased Services (400-500 series)	-	-	-	-	-
General Supplies	197,000	-	197,000	126,370	70,630
Textbooks	-	-	-	-	-
Other Objects	-	-	-	-	-
Total instruction	2,332,708	(1)	2,332,708	1,793,383	539,325
Support services:					
Salaries of Supervisors of Instruction	441,266	(41,800)	399,466	386,020	13,446
Salaries of Program Directors	130,450	(80,450)	50,000	48,583	1,417
Salaries of Other Professional Staff	4,275,429	(631,248)	3,644,181	3,218,120	426,061
Salaries of Secr. And Clerical Assistants	332,597	-	332,597	324,238	8,359
Other Salaries	159,119	-	159,119	152,999	6,120
Personal Services - Employee Benefits	1,611,407	(115,212)	1,496,195	1,205,700	290,495
Purchased Educational Services - Contracted Pre-K	40,486,970	(2,000,006)	38,486,964	36,227,854	2,259,110
Purchased Professional - Educational Services	15,390	-	15,390	-	15,390
Other Purchased Professional Services	-	456,524	456,524	388,337	68,187
Purchased Technical Services	-	-	-	-	-
Rentals	-	-	-	-	-
Contr. Serv.-Trans. (Bet. Home & Sch.)	-	-	-	-	-
Contr. Serv.-Trans. (Field Trips)	6,600	-	6,600	-	6,600
Travel	16,650	22,974	39,624	20,382	19,242
Other Purchased Services (400-500 series)	40,000	-	40,000	24,076	15,924
Supplies & Materials	60,000	-	60,000	21,082	38,918
Other Objects	20,400	(18,000)	2,400	-	2,400
Total support services	47,596,278	(2,407,218)	45,189,060	42,017,391	3,171,669
Facilities acquisition and cont. serv:					
Instructional equipment	-	-	-	-	-
Noninstructional Equipment	10,000	-	10,000	-	10,000
Total Facilities acquisition and cont. serv:	10,000	-	10,000	-	10,000
Contribution to Charter Schools	-	-	-	-	-
Contribution to School Based Budgets					
	1,500,000	-	1,500,000	1,500,000	-
Total Expenditures	\$ 51,438,986	\$ (2,407,219)	\$ 49,031,768	\$ 45,310,774	\$ 3,720,994

CALCULATION OF BUDGET & CARRYOVER

Total 2008-09 Pre K Aid Allocation	\$ 43,587,267	(1)
Add: Actual ECPA Carryover June 30, 2008	3,388,169	(2)
Add: Budgeted Transfer from General Fund 2008-09	3,944,501	(3)
Total Funds Available for 2008-09 Budget	50,919,937	(4)
Less: 2008-09 Budgeted Pre-K Aid (Including prior year budgeted carryover)	(49,031,768)	(5)
Available & Unbudgeted Funds as of June 30, 2009	1,888,169	(6)
Add: June 30, 2009 Unexpended PreK Aid	3,720,994	(7)
2008-09 Actual Carryover - Pre-K Aid	<u>\$ 5,609,163</u>	(8)
2008-09 Pre-K Aid Carryover Budgeted in 2009-010	<u>\$ 1,300,000</u>	(9)

Paterson Public Schools
Special Revenue Fund
Schedule of Preschool Education Aid Expenditures
Preschool - Full Day 3yr & 4 yr - Regular
Budgetary Basis
For the Fiscal Year Ended June 30, 2009

Program: Preschool/Regular 3 & 4 Yr. olds

	Original Budget	Budget Transfers	Final Budget	Actual	Variance
EXPENDITURES:					
Instruction:					
Salaries of Teachers	\$ 587,754	\$ (1)	\$ 587,753	\$ 517,685	\$ 70,068
Other Salaries for Instruction	235,190	-	235,190	184,400	50,790
Purchased Professional & Technical Services	-	-	-	-	-
Other Purchased Services (400-500 series)	-	-	-	-	-
General Supplies	197,000	-	197,000	126,370	70,630
Textbooks	-	-	-	-	-
Other Objects	-	-	-	-	-
Total instruction	1,019,944	(1)	1,019,944	828,455	191,489
Support services:					
Salaries of Supervisors of Instruction	434,866	(41,800)	393,066	386,020	7,046
Salaries of Program Directors	130,450	(80,450)	50,000	48,583	1,417
Salaries of Other Professional Staff	3,486,539	(627,648)	2,858,891	2,667,674	191,217
Salaries of Secr. And Clerical Assistants	303,289	-	303,289	296,057	7,232
Other Salaries	159,119	-	159,119	152,999	6,120
Personal Services - Employee Benefits	1,133,083	(115,212)	1,017,871	880,695	137,176
Purchased Educational Services - Contracted Pre-K	39,173,945	(2,000,006)	37,173,939	34,914,829	2,259,110
Purchased Professional - Educational Services	-	-	-	-	-
Other Purchased Professional Services	-	456,524	456,524	388,337	68,187
Purchased Technical Services	-	-	-	-	-
Rentals	-	-	-	-	-
Contr. Serv.-Trans. (Bet. Home & Sch.)	-	-	-	-	-
Contr. Serv.-Trans. (Field Trips)	6,600	-	6,600	-	6,600
Travel	16,650	19,374	36,024	17,232	18,792
Other Purchased Services (400-500 series)	40,000	-	40,000	24,076	15,924
Supplies & Materials	60,000	-	60,000	21,082	38,918
Other Objects	20,000	(18,000)	2,000	-	2,000
Total support services	44,964,541	(2,407,218)	42,557,323	39,797,584	2,759,739
Facilities acquisition and cont. serv:					
Instructional equipment	-	-	-	-	-
Noninstructional Equipment	10,000	-	10,000	-	10,000
Total Facilities acquisition and cont. serv:	10,000	-	10,000	-	10,000
Contribution to School Based Budgets	1,500,000	-	1,500,000	1,500,000	-
Contribution to Charter Schools	-	-	-	-	-
Total Program Expenditures	\$ 47,494,485	\$ (2,407,219)	\$ 45,087,267	\$ 42,126,039	\$ 2,961,228

Paterson Public Schools
Special Revenue Fund
Schedule of Preschool Education Aid Expenditures
Preschool - Special Education Inclusion Classroom Costs
Budgetary Basis
For the Fiscal Year Ended June 30, 2009

Program: Preschool/Special Ed. Inclusion

	Original Budget	Budget Transfers	Final Budget	Actual	Variance
EXPENDITURES:					
Instruction:					
Salaries of Teachers		\$ 262,890	\$ 262,890	\$ 166,560	\$ 96,330
Other Salaries for Instruction	-	-	-	-	-
Purchased Professional & Technical Services	-	-	-	-	-
Other Purchased Services (400-500 series)	-	-	-	-	-
General Supplies	-	-	-	-	-
Textbooks	-	-	-	-	-
Other Objects	-	-	-	-	-
Total instruction	-	262,890	262,890	166,560	96,330
Support services:					
Salaries of Supervisors of Instruction	-	-	-	-	-
Salaries of Program Directors	-	-	-	-	-
Salaries of Other Professional Staff	-	-	-	-	-
Salaries of Sec. And Clerical Assistants	-	-	-	-	-
Other Salaries	-	-	-	-	-
Personal Services - Employee Benefits	-	-	-	-	-
Purchased Educational Services - Contracted Pre-K	\$ 1,313,025	-	1,313,025	1,313,025	-
Purchased Professional - Educational Services	-	-	-	-	-
Other Purchased Professional Services	-	-	-	-	-
Purchased Technical Services	-	-	-	-	-
Rentals	-	-	-	-	-
Contr. Serv.-Trans. (Bet. Home & Sch.)	-	-	-	-	-
Contr. Serv.-Trans. (Field Trips)	-	-	-	-	-
Travel	-	-	-	-	-
Other Purchased Services (400-500 series)	-	-	-	-	-
Supplies & Materials	-	-	-	-	-
Other Objects	-	-	-	-	-
Total support services	1,313,025	-	1,313,025	1,313,025	-
Facilities acquisition and cont. serv:					
Instructional equipment	-	-	-	-	-
Noninstructional Equipment	-	-	-	-	-
Total Facilities acquisition and cont. serv:	-	-	-	-	-
Total Program Expenditures	\$ 1,313,025	\$ 262,890	\$ 1,575,915	\$ 1,479,585	\$ 96,330

Paterson Public Schools
Special Revenue Fund
Schedule of Preschool Education Aid Expenditures
Preschool - Special Education Self Contained & Other Special Education Costs
Budgetary Basis
For the Fiscal Year Ended June 30, 2009

Program:Spec. Ed.Self Contained

	Original Budget	Budget Transfers	Final Budget	Actual	Variance
EXPENDITURES:					
Instruction:					
Salaries of Teachers	\$ 580,672	\$ (262,890)	\$ 317,782	\$ 224,094	\$ 93,688
Other Salaries for Instruction	640,292	-	640,292	494,423	145,869
Purchased Professional & Technical Services	-	-	-	-	-
Other Purchased Services (400-500 series)	-	-	-	-	-
General Supplies	-	-	-	-	-
Textbooks	-	-	-	-	-
Other Objects	-	-	-	-	-
Total instruction	1,220,964	(262,890)	958,074	718,517	239,557
Support services:					
Salaries of Supervisors of Instruction	-	-	-	-	-
Salaries of Program Directors	-	-	-	-	-
Salaries of Other Professional Staff	738,012	(3,600)	734,412	534,483	199,929
Salaries of Secr. And Clerical Assistants	29,308	-	29,308	28,181	1,127
Other Salaries	-	-	-	-	-
Personal Services - Employee Benefits	462,000	-	462,000	314,220	147,780
Purchased Educational Services - Contracted Pre-K	-	-	-	-	-
Purchased Professional - Educational Services	-	-	-	-	-
Other Purchased Professional Services	-	-	-	-	-
Purchased Technical Services	-	-	-	-	-
Rentals	-	-	-	-	-
Contr. Serv.-Trans. (Bet. Home & Sch.)	-	-	-	-	-
Other Salaries-Travel Stipends	-	-	-	-	-
Contr. Serv.-Trans. (Field Trips)	-	-	-	-	-
Travel	-	3,600	3,600	3,150	450
Other Purchased Services (400-500 series)	-	-	-	-	-
Supplies & Materials	-	-	-	-	-
Other Objects	-	-	-	-	-
Total support services	1,229,320	-	1,229,320	880,034	349,286
Facilities acquisition and cont. serv:					
Instructional equipment	-	-	-	-	-
Noninstructional Equipment	-	-	-	-	-
Total Facilities acquisition and cont. serv:	-	-	-	-	-
Total Program Expenditures	\$ 2,450,284	\$ (262,890)	\$ 2,187,394	\$ 1,598,551	\$ 588,843

Paterson Public Schools
Special Revenue Fund
Schedule of Preschool Education Aid Expenditures
Preschool - Extended Year
Budgetary Basis
For the Fiscal Year Ended June 30, 2009

Program: Preschool ESY

	Original Budget	Budget Transfers	Final Budget	Actual	Variance
EXPENDITURES:					
Instruction:					
Salaries of Teachers	\$ 30,600	\$ -	\$ 30,600	\$ 27,704	\$ 2,896
Other Salaries for Instruction	61,200	-	61,200	52,147	9,053
Purchased Professional & Technical Services	-	-	-	-	-
Other Purchased Services (400-500 series)	-	-	-	-	-
General Supplies	-	-	-	-	-
Textbooks	-	-	-	-	-
Other Objects	-	-	-	-	-
Total instruction	91,800	-	91,800	79,851	11,949
Support services:					
Salaries of Supervisors of Instruction	6,400	-	6,400	-	6,400
Salaries of Program Directors	-	-	-	-	-
Salaries of Other Professional Staff	50,878	-	50,878	15,963	34,915
Salaries of Secr. And Clerical Assistants	-	-	-	-	-
Other Salaries	-	-	-	-	-
Personal Services - Employee Benefits	16,324	-	16,324	10,785	5,539
Purchased Educational Services - Contracted Pre-K	-	-	-	-	-
Purchased Professional - Educational Services	15,390	-	15,390	-	15,390
Other Purchased Professional Services	-	-	-	-	-
Purchased Technical Services	-	-	-	-	-
Rentals	-	-	-	-	-
Contr. Serv.-Trans. (Bet. Home & Sch.)	-	-	-	-	-
Other Salaries-Travel Stipends	-	-	-	-	-
Contr. Serv.-Trans. (Field Trips)	-	-	-	-	-
Travel	-	-	-	-	-
Other Purchased Services (400-500 series)	-	-	-	-	-
Supplies & Materials	-	-	-	-	-
Other Objects	400	-	400	-	400
Total support services	89,392	-	89,392	26,748	62,644
Facilities acquisition and cont. serv:					
Instructional equipment	-	-	-	-	-
Noninstructional Equipment	-	-	-	-	-
Total Facilities acquisition and cont. serv:	-	-	-	-	-
Total Program Expenditures	\$ 181,192	\$ -	\$ 181,192	\$ 106,599	\$ 74,593

CAPITAL PROJECTS FUND

**PATERSON PUBLIC SCHOOLS
CAPITAL PROJECTS FUND
SUMMARY STATEMENT OF PROJECT EXPENDITURES
FOR THE FISCAL YEAR ENDED JUNE 30, 2009**

<u>Issue/Project Title</u>	<u>Appropriation</u>	<u>Expenditures to Date</u>		<u>Balance, June 30, 2009</u>
		<u>Prior Years</u>	<u>Current Year</u>	
Schools Development Authority (On Behalf)	\$ 304,207,195	\$ 279,794,949	\$ 24,412,246	
Schools Development Authority (Direct)				
Dale Ave Intercom System	15,000			\$ 15,000
JFK Water Infiltration	15,000			15,000
School #19 Retaining Walls	15,000			15,000
School #21 Courtyard Stormdrain	15,000			15,000
School #27 P.A. System	15,000			15,000
MLK Exterior Doors	15,000			15,000
School #9 Roofing	15,000			15,000
EHS Water Infiltration	15,000	-	-	15,000
	<u>\$ 304,327,195</u>	<u>\$ 279,794,949</u>	<u>\$ 24,412,246</u>	<u>\$ 120,000</u>

Reconciliations to GAAP Basis

Project Balance, June 30, 2009	\$ 120,000
Add: Reserve for Obligations Under Capital Leases	<u>287,380</u>
Fund Balance, June 30, 2009-	
Budgetary Basis	407,380
Less: Unearned Revenue (SDA Grants)	<u>(120,000)</u>
Fund Balance, June 30, 2009-GAAP Basis	<u>\$ 287,380</u>

SCHEDULE F-2

**PATERSON PUBLIC SCHOOLS
CAPITAL PROJECTS FUND
SUMMARY SCHEDULE OF PROJECT EXPENDITURES AND
CHANGES IN FUND BALANCE - BUDGETARY BASIS
FOR THE FISCAL YEAR ENDED JUNE 30, 2009**

Revenues and Other Financing Sources

State Sources - SDA Grant	
On-Behalf	\$ 24,412,246
Direct	120,000
Local Sources - Interest on Investments	<u>14,714</u>
 Total Revenues	 <u>24,546,960</u>

Expenditures and Other Financing Uses

Capital Outlay	
On Behalf SDA Construction Services	<u>24,412,246</u>
 Total Expenditures	 <u>24,412,246</u>

Excess of Revenue Over Expenditures	134,714
-------------------------------------	---------

Fund Balance, July 1, 2008	<u>272,666</u>
----------------------------	----------------

Fund Balance, June 30, 2009	<u>\$ 407,380</u>
-----------------------------	-------------------

Reconciliation to GAAP Basis

Fund Balance, June 30, 2009 - Budgetary Basis	\$ 407,380
---	------------

Less: Unearned Revenue (SDA Grants)	<u>(120,000)</u>
-------------------------------------	------------------

Fund Balance, June 30, 2009 - GAAP Basis	<u>\$ 287,380</u>
--	-------------------

**PATERSON PUBLIC SCHOOLS
CAPITAL PROJECTS FUND
SCHEDULE OF PROJECT REVENUES, EXPENDITURES, PROJECT BALANCE
AND PROJECT STATUS - BUDGETARY BASIS
DALE AVENUE ELEMENTARY SCHOOL INTERCOMMUNICATIONS SYSTEM
FROM INCEPTION AND FOR THE FISCAL YEAR ENDED JUNE 30, 2009**

	<u>Prior Periods</u>	<u>Current Period</u>	<u>Totals</u>	<u>Revised Authorized Cost</u>
Revenues and Other Financing Sources				
State Sources-SDA Grant	-	\$ 15,000	\$ 15,000	\$ 15,000
 Total Revenues and Other Financing Sources	 -	 15,000	 15,000	 15,000
Expenditures and Other Financing Uses				
Purchased Professional and Technical Services	-	-	-	15,000
 Total Expenditures and Other Financing Uses	 -	 -	 -	 15,000
 Excess (Deficit) of Revenue Over Expenditures	 \$ -	 \$ 15,000	 \$ 15,000	 \$ -

Additional Project Information:

SDA Project Number	4010-045-08-OHAB
SDA Grant Number	GB-0146
Grant Date	2/20/09
Bond Authorization Date	N/A
Bonds Authorized	N/A
Bonds Issued	N/A
Original Authorized Cost	\$ 15,000
Additional Authorized Cost	\$ -
Revised Authorized Cost	\$ 15,000
 Percentage Increase Over Original Authorized Cost	 0.00%
Percentage Completion	0.00%
Original Target Completion Date	N/A
Revised Target Completion Date	N/A

**PATERSON PUBLIC SCHOOLS
CAPITAL PROJECTS FUND
SCHEDULE OF PROJECT REVENUES, EXPENDITURES, PROJECT BALANCE
AND PROJECT STATUS - BUDGETARY BASIS
J.F. KENNEDY ELEMENTARY SCHOOL, WATER INFILTRATION SYSTEM
FROM INCEPTION AND FOR THE FISCAL YEAR ENDED JUNE 30, 2009**

	<u>Prior Periods</u>	<u>Current Period</u>	<u>Totals</u>	<u>Revised Authorized Cost</u>
Revenues and Other Financing Sources				
State Sources-SDA Grant	<u>-</u>	<u>\$ 15,000</u>	<u>\$ 15,000</u>	<u>\$ 15,000</u>
Total Revenues and Other Financing Sources	<u>-</u>	<u>15,000</u>	<u>15,000</u>	<u>15,000</u>
Expenditures and Other Financing Uses				
Purchased Professional and Technical Services	<u>-</u>	<u>-</u>	<u>-</u>	<u>15,000</u>
Total Expenditures and Other Financing Uses	<u>-</u>	<u>-</u>	<u>-</u>	<u>15,000</u>
Excess (Deficit) of Revenue Over Expenditures	<u>\$ -</u>	<u>\$ 15,000</u>	<u>\$ 15,000</u>	<u>\$ -</u>

Additional Project Information:

SDA Project Number	4010-03-08-OHAD
SDA Grant Number	GB-0147
Grant Date	2/20/09
Bond Authorization Date	N/A
Bonds Authorized	N/A
Bonds Issued	N/A
Original Authorized Cost	\$ 15,000
Additional Authorized Cost	\$ -
Revised Authorized Cost	\$ 15,000
Percentage Increase Over Original Authorized Cost	0.00%
Percentage Completion	0.00%
Original Target Completion Date	N/A
Revised Target Completion Date	N/A

**PATERSON PUBLIC SCHOOLS
CAPITAL PROJECTS FUND
SCHEDULE OF PROJECT REVENUES, EXPENDITURES, PROJECT BALANCE
AND PROJECT STATUS - BUDGETARY BASIS
P.S. 19 ELEMENTARY SCHOOL, RETAINING WALL PROJECT
FROM INCEPTION AND FOR THE FISCAL YEAR ENDED JUNE 30, 2009**

	<u>Prior Periods</u>	<u>Current Period</u>	<u>Totals</u>	<u>Revised Authorized Cost</u>
Revenues and Other Financing Sources				
State Sources-SDA Grant	-	\$ 15,000	\$ 15,000	\$ 15,000
Total Revenues and Other Financing Sources	-	15,000	15,000	15,000
Expenditures and Other Financing Uses				
Purchased Professional and Technical Services	-	-	-	15,000
Total Expenditures and Other Financing Uses	-	-	-	15,000
Excess (Deficit) of Revenue Over Expenditures	-	\$ 15,000	\$ 15,000	-

Additional Project Information:

SDA Project Number	4010-230-08-OHAG
SDA Grant Number	GB-0148
Grant Date	2/20/09
Bond Authorization Date	N/A
Bonds Authorized	N/A
Bonds Issued	N/A
Original Authorized Cost	\$ 15,000
Additional Authorized Cost	\$ -
Revised Authorized Cost	\$ 15,000
Percentage Increase Over Original Authorized Cost	0.00%
Percentage Completion	0.00%
Original Target Completion Date	N/A
Revised Target Completion Date	N/A

**PATERSON PUBLIC SCHOOLS
CAPITAL PROJECTS FUND
SCHEDULE OF PROJECT REVENUES, EXPENDITURES, PROJECT BALANCE
AND PROJECT STATUS - BUDGETARY BASIS
P.S. 21 ELEMENTARY SCHOOL, COURTYARD DRAINAGE PROJECT
FROM INCEPTION AND FOR THE FISCAL YEAR ENDED JUNE 30, 2009**

	<u>Prior Periods</u>	<u>Current Period</u>	<u>Totals</u>	<u>Revised Authorized Cost</u>
Revenues and Other Financing Sources				
State Sources-SDA Grant	-	\$ 15,000	\$ 15,000	\$ 15,000
 Total Revenues and Other Financing Sources	 -	 15,000	 15,000	 15,000
Expenditures and Other Financing Uses				
Purchased Professional and Technical Services	-	-	-	15,000
 Total Expenditures and Other Financing Uses	 -	 -	 -	 15,000
Excess (Deficit) of Revenue Over Expenditures	\$ -	\$ 15,000	\$ 15,000	\$ -

Additional Project Information:

SDA Project Number	4010-250-08-OHAE
SDA Grant Number	GB-0149
Grant Date	2/20/09
Bond Authorization Date	N/A
Bonds Authorized	N/A
Bonds Issued	N/A
Original Authorized Cost	\$ 15,000
Additional Authorized Cost	\$ -
Revised Authorized Cost	\$ 15,000
 Percentage Increase Over Original Authorized Cost	 0.00%
Percentage Completion	0.00%
Original Target Completion Date	N/A
Revised Target Completion Date	N/A

**PATERSON PUBLIC SCHOOLS
CAPITAL PROJECTS FUND
SCHEDULE OF PROJECT REVENUES, EXPENDITURES, PROJECT BALANCE
AND PROJECT STATUS - BUDGETARY BASIS
P.S. 27 ELEMENTARY SCHOOL, PA SYSTEM PROJECT
FROM INCEPTION AND FOR THE FISCAL YEAR ENDED JUNE 30, 2009**

	<u>Prior Periods</u>	<u>Current Period</u>	<u>Totals</u>	<u>Revised Authorized Cost</u>
Revenues and Other Financing Sources				
State Sources-SDA Grant	-	\$ 15,000	\$ 15,000	\$ 15,000
Total Revenues and Other Financing Sources	-	15,000	15,000	15,000
Expenditures and Other Financing Uses				
Purchased Professional and Technical Services	-	-	-	15,000
Total Expenditures and Other Financing Uses	-	-	-	15,000
Excess (Deficit) of Revenue Over Expenditures	\$ -	\$ 15,000	\$ 15,000	\$ -

Additional Project Information:

SDA Project Number	4010-300-08-OHAF
SDA Grant Number	GB-0150
Grant Date	2/20/09
Bond Authorization Date	N/A
Bonds Authorized	N/A
Bonds Issued	N/A
Original Authorized Cost	\$ 15,000
Additional Authorized Cost	\$ -
Revised Authorized Cost	\$ 15,000
Percentage Increase Over Original Authorized Cost	0.00%
Percentage Completion	0.00%
Original Target Completion Date	N/A
Revised Target Completion Date	N/A

**PATERSON PUBLIC SCHOOLS
CAPITAL PROJECTS FUND
SCHEDULE OF PROJECT REVENUES, EXPENDITURES, PROJECT BALANCE
AND PROJECT STATUS - BUDGETARY BASIS
MARTIN LUTHER KING ELEMENTARY SCHOOL, EXTERIOR DOORS
AND HARDWARE PROJECT
FROM INCEPTION AND FOR THE FISCAL YEAR ENDED JUNE 30, 2009**

	<u>Prior Periods</u>	<u>Current Period</u>	<u>Totals</u>	<u>Revised Authorized Cost</u>
Revenues and Other Financing Sources				
State Sources-SDA Grant	-	\$ 15,000	\$ 15,000	\$ 15,000
 Total Revenues and Other Financing Sources	 -	 15,000	 15,000	 15,000
Expenditures and Other Financing Uses				
Purchased Professional and Technical Services	-	-	-	15,000
 Total Expenditures and Other Financing Uses	 -	 -	 -	 15,000
 Excess (Deficit) of Revenue Over Expenditures	 \$ -	 \$ 15,000	 \$ 15,000	 \$ -

Additional Project Information:

SDA Project Number	4010-312-08-OHAK
SDA Grant Number	GB-0151
Grant Date	2/20/09
Bond Authorization Date	N/A
Bonds Authorized	N/A
Bonds Issued	N/A
Original Authorized Cost	\$ 15,000
Additional Authorized Cost	\$ -
Revised Authorized Cost	\$ 15,000
 Percentage Increase Over Original Authorized Cost	 0.00%
Percentage Completion	0.00%
Original Target Completion Date	N/A
Revised Target Completion Date	N/A

**PATERSON PUBLIC SCHOOLS
CAPITAL PROJECTS FUND
SCHEDULE OF PROJECT REVENUES, EXPENDITURES, PROJECT BALANCE
AND PROJECT STATUS - BUDGETARY BASIS
P.S. 9 ELEMENTARY SCHOOL, ROOF REPAIR PROJECT
FROM INCEPTION AND FOR THE FISCAL YEAR ENDED JUNE 30, 2009**

	<u>Prior Periods</u>	<u>Current Period</u>	<u>Totals</u>	<u>Revised Authorized Cost</u>
Revenues and Other Financing Sources				
State Sources-SDA Grant	-	\$ 15,000	\$ 15,000	\$ 15,000
Total Revenues and Other Financing Sources	-	15,000	15,000	15,000
Expenditures and Other Financing Uses				
Purchased Professional and Technical Services	-	-	-	15,000
Total Expenditures and Other Financing Uses	-	-	-	15,000
Excess (Deficit) of Revenue Over Expenditures	\$ -	\$ 15,000	\$ 15,000	\$ -

Additional Project Information:

SDA Project Number	4010-130-08-OHAN
SDA Grant Number	GB-0152
Grant Date	2/20/09
Bond Authorization Date	N/A
Bonds Authorized	N/A
Bonds Issued	N/A
Original Authorized Cost	\$ 15,000
Additional Authorized Cost	\$ -
Revised Authorized Cost	\$ 15,000
Percentage Increase Over Original Authorized Cost	0.00%
Percentage Completion	0.00%
Original Target Completion Date	N/A
Revised Target Completion Date	N/A

**PATERSON PUBLIC SCHOOLS
CAPITAL PROJECTS FUND
SCHEDULE OF PROJECT REVENUES, EXPENDITURES, PROJECT BALANCE
AND PROJECT STATUS - BUDGETARY BASIS
EASTSIDE HIGH SCHOOL, WATER INFILTRATION AND STORM DRAINAGE PROJECT
FROM INCEPTION AND FOR THE FISCAL YEAR ENDED JUNE 30, 2009**

	<u>Prior Periods</u>	<u>Current Period</u>	<u>Totals</u>	<u>Revised Authorized Cost</u>
Revenues and Other Financing Sources				
State Sources-SDA Grant	-	\$ 15,000	\$ 15,000	\$ 15,000
 Total Revenues and Other Financing Sources	 -	 15,000	 15,000	 15,000
Expenditures and Other Financing Uses				
Purchased Professional and Technical Services	-	-	-	15,000
 Total Expenditures and Other Financing Uses	 -	 -	 -	 15,000
 Excess (Deficit) of Revenue Over Expenditures	 \$ -	 \$ 15,000	 \$ 15,000	 \$ -

Additional Project Information:

SDA Project Number	4010-040-09-OJAB
SDA Grant Number	GB-0159
Grant Date	2/20/09
Bond Authorization Date	N/A
Bonds Authorized	N/A
Bonds Issued	N/A
Original Authorized Cost	\$ 15,000
Additional Authorized Cost	\$ -
Revised Authorized Cost	\$ 15,000
 Percentage Increase Over Original Authorized Cost	 0.00%
Percentage Completion	0.00%
Original Target Completion Date	N/A
Revised Target Completion Date	N/A

PROPRIETARY FUNDS

ENTERPRISE FUNDS

**PATERSON PUBLIC SCHOOLS
ENTERPRISE FUNDS
COMBINING STATEMENT OF NET ASSETS
AS OF JUNE 30, 2009**

THIS STATEMENT IS NOT APPLICABLE

FINANCIAL STATEMENTS ARE PRESENTED ON EXHIBIT B-4

**PATERSON PUBLIC SCHOOLS
ENTERPRISE FUNDS
COMBINING STATEMENTS OF REVENUES, EXPENSES
AND CHANGES IN NET ASSETS
FOR THE FISCAL YEAR ENDED JUNE 30, 2009**

THIS STATEMENT IS NOT APPLICABLE

FINANCIAL STATEMENTS ARE PRESENTED ON EXHIBIT B-5

**PATERSON PUBLIC SCHOOLS
ENTERPRISE FUNDS
COMBINING STATEMENTS OF CASH FLOWS
FOR THE FISCAL YEAR ENDED JUNE 30, 2009**

THIS STATEMENT IS NOT APPLICABLE

FINANCIAL STATEMENTS ARE PRESENTED ON EXHIBIT B-6

FIDUCIARY FUNDS

**PATERSON PUBLIC SCHOOLS
FIDUCIARY FUNDS
COMBINING STATEMENT OF AGENCY NET ASSETS
JUNE 30, 2009**

	<u>Agency</u>		<u>Total</u>
	<u>Student Activity</u>	<u>Payroll</u>	
ASSETS			
Cash	\$ 316,437	\$ 1,963,572	\$ 2,280,009
Total Assets	<u>\$ 316,437</u>	<u>\$ 1,963,572</u>	<u>\$ 2,280,009</u>
LIABILITIES			
Payroll Deductions and Withholdings		\$ 1,912,344	\$ 1,912,344
Summer Payment Plan Deposits		14,808	14,808
Due to Student Groups	\$ 316,437		316,437
Other Liabilities			32,344
Due to Other Funds	<u>-</u>	<u>36,420</u>	<u>4,076</u>
Total Liabilities	<u>\$ 316,437</u>	<u>\$ 1,963,572</u>	<u>\$ 2,280,009</u>

**PATERSON PUBLIC SCHOOLS
STATEMENT OF CHANGES IN FIDUCIARY NET ASSETS
FIDUCIARY FUNDS
FOR THE FISCAL YEAR ENDED JUNE 30, 2009**

THIS STATEMENT IS NOT APPLICABLE

FINANCIAL STATEMENT IS PRESENTED ON EXHIBIT B-8

**PATERSON PUBLIC SCHOOLS
STUDENT ACTIVITY AGENCY FUND
SCHEDULE OF RECEIPTS AND DISBURSEMENTS
FOR THE FISCAL YEAR ENDED JUNE 30, 2009**

	Balance, July 1, 2008	Cash Receipts	Cash Disbursements	Balance, June 30, 2009
High School				
Eastside High School	\$ 60,575	\$ 106,518	\$ 98,523	\$ 68,570
Garrett Morgan	2,010	3,020	3,733	1,297
HARP Academy	15,977	48,889	51,246	13,620
International High School	6,306	25,611	21,629	10,288
John F. Kennedy	50,649	139,103	129,852	59,900
MPACT (Metro Paterson Academy for Communications and Technology)	5,291	8,741	9,263	4,769
Panther Academy	9,325	10,397	13,900	5,822
Paterson Pre-Collegiate (Monclair Academy)	7,995	12,718	16,835	3,878
Rosa Parks	36,369	35,258	44,682	26,945
Silk City	561	9,365	8,702	1,224
Sports Business/Public Safety Academy	-	2,372	1,825	547
Stars Academy	3,178	4,096	6,369	905
Total High School	<u>198,236</u>	<u>406,088</u>	<u>406,559</u>	<u>197,765</u>
Elementary Schools				
1	5,444	14,037	16,497	2,984
2	2,399	7,880	8,656	1,623
3	1,289	15,160	14,515	1,934
4	1,647	9,828	8,003	3,472
5	5,678	40,261	36,584	9,355
6	5,010	5,748	4,447	6,311
7	1,501	8,429	9,255	675
8	3,710	12,475	11,667	4,518
9	12,685	30,864	33,097	10,452
11	2,772	1,619	1,565	2,826
12	160	17,124	15,328	1,956
15	2,582	23,811	25,137	1,256
17	27	646	624	49
20	1,411	9,047	10,277	181
21	206	12,444	12,620	30
25	1,656	-	-	1,656
26	12,701	45,062	39,993	17,770
27	2,542	21,403	23,664	281
28	7,948	8,651	8,039	8,560
Academy of Performing Arts	3,130	14,577	14,948	2,759
Alexander Hamilton Academy	-	3,995	1,707	2,288
B.U.I.L.D Academy	1,768	8,898	10,469	197
Edward W. Kilpatrick	3,737	4,400	7,297	840
Martin Luther King	29,028	14,280	24,463	18,845
Roberto Clemente	3,967	3,549	3,723	3,793
Total Elementary Schools	<u>112,998</u>	<u>334,188</u>	<u>342,575</u>	<u>104,611</u>
Athletic Associations				
Eastside Athletic Association	11,490	27,204	30,816	7,878
JFK Athletic Association	27,015	47,081	67,913	6,183
Total Athletic Associations	<u>38,505</u>	<u>74,285</u>	<u>98,729</u>	<u>14,061</u>
	<u>\$ 349,739</u>	<u>\$ 814,561</u>	<u>\$ 847,863</u>	<u>\$ 316,437</u>

**PAYROLL AGENCY FUND
SCHEDULE OF RECEIPTS AND DISBURSEMENTS
FOR THE FISCAL YEAR ENDED JUNE 30, 2009**

	Balance, July 1, <u>2008</u>	Cash <u>Receipts</u>	Cash <u>Disbursements</u>	Balance, June 30, <u>2009</u>
Payroll Deductions and Withholdings	\$ 2,131,083	\$ 133,697,857	\$ 133,916,596	\$ 1,912,344
Accrued Salaries and Wages	3,353	149,462,694	149,466,047	-
Summer Payment Plan Deposits	13,752	9,815,304	9,814,248	14,808
Other Liabilities		32,344		32,344
Due to Other Funds	<u>23,139</u>	<u>13,281</u>	<u>32,344</u>	<u>4,076</u>
	<u>\$ 2,171,327</u>	<u>\$ 293,021,480</u>	<u>\$ 293,229,235</u>	<u>\$ 1,963,572</u>

LONG-TERM DEBT

**PATERSON PUBLIC SCHOOLS
SCHEDULE OF SERIAL BONDS
FOR THE FISCAL YEAR ENDED JUNE 30, 2009**

THIS SCHEDULE IS NOT APPLICABLE

PATERSON PUBLIC SCHOOLS
SCHEDULE OF OBLIGATIONS UNDER LEASE PURCHASE AGREEMENTS
FOR THE FISCAL YEAR ENDED JUNE 30, 2009

<u>Series</u>	<u>Interest Rate</u>	Amount of <u>Original Issue</u>	<u>Balance July 1, 2008</u>	<u>Increases</u>	<u>Decreases</u>	<u>Balance June 30, 2009</u>
Capital Improvements	Var.	\$ 16,000,000	\$ 1,425,000		\$ 695,000	\$ 730,000
Refunding	3.25%-4.00%	11,070,000	<u>11,070,000</u>	\$ -	<u>140,000</u>	<u>10,930,000</u>
			<u>\$ 12,495,000</u>	<u>\$ -</u>	<u>\$ 835,000</u>	<u>\$ 11,660,000</u>

**PATERSON PUBLIC SCHOOLS
BUDGETARY COMPARISON SCHEDULE
DEBT SERVICE FUND
FOR THE FISCAL YEAR ENDED JUNE 30, 2009**

	Original Budget	Budget Transfers	Final Budget	Actual	Variance Final to Actual
REVENUES:					
Local Sources					
Property Tax Levy	\$ 326,508		\$ 326,508	\$ 326,508	
State Sources:					
Debt Service Aid Type I	839,939	-	839,939	839,939	-
Total Revenues	1,166,447	-	1,166,447	1,166,447	-
EXPENDITURES:					
Regular Debt Service:					
Principal Payments-Comm. Approved Lease Purch. Agrm.	835,000		835,000	835,000	-
Interest for Comm. Approved Lease Purch. Agrm.	472,403		472,403	472,302	\$ 101
Total Regular Debt Service	1,307,403	-	1,307,403	1,307,302	101
Total Expenditures	1,307,403	-	1,307,403	1,307,302	101
Excess (Deficiency) of Revenues Over (Under) Expenditures	(140,956)	-	(140,956)	(140,855)	101
Net Change in Fund Balance	(140,956)	-	(140,956)	(140,855)	101
Fund Balance, Beginning of Year	141,789	-	141,789	141,789	-
Fund Balance, End of Year	\$ 833	\$ -	\$ 833	\$ 934	\$ 101

STATISTICAL SECTION

This part of the Paterson Public School District's comprehensive annual financial report presents detailed information as a context for understanding what the information in the financial statements, note disclosures, and required supplementary information says about the government's overall financial health.

Contents

Exhibits

Financial Trends

These schedules contain trend information to help the reader understand how the government's financial performance and well-being have changed over time.

J-1 to J-5

Revenue Capacity

These schedules contain information to help the reader assess the government's most significant local revenue source, the property tax.

J-6 to J-9

Debt Capacity

These schedules present information to help the reader assess the affordability of the government's current levels of outstanding debt and the government's ability to issue additional debt in the future.

J-10 to J-13

Demographic and Economic Information

These schedules offer demographic and economic indicators to help the reader understand the environment within which the government's financial activities take place.

J-14 and J-15

Operating Information

These schedules contain service and infrastructure data to help the reader understand how the information in the government's financial report relates to the services the government provides and the activities it performs.

J-16 to J-20

Sources: Unless otherwise noted, the information in these schedules is derived from the comprehensive annual financial reports for the relevant year.

PATERSON PUBLIC SCHOOLS
NET ASSETS BY COMPONENT
LAST EIGHT FISCAL YEARS
(Unaudited)
(accrual basis of accounting)

	Fiscal Year Ended June 30,							
	2002	2003	2004	2005	2006	2007	2008	2009
Governmental Activities								
Invested In Capital Assets, Net Of Related Debt	\$ 33,533,747	\$ 94,041,454	\$ 215,046,291	\$ 250,129,321	\$ 247,723,923	\$ 260,109,196	\$ 268,572,972	\$ 279,041,539
Restricted	8,892,985	981,796	986,039	675,903	843,767	615,294	142,789	1,934
Unrestricted	6,847,234	(21,677,140)	(19,651,863)	(8,298,573)	(8,442,627)	(11,146,490)	1,275,034	(8,061,760)
Total Governmental Activities Net Assets	<u>\$ 49,273,966</u>	<u>\$ 73,346,110</u>	<u>\$ 196,380,467</u>	<u>\$ 242,506,651</u>	<u>\$ 240,125,063</u>	<u>\$ 249,578,000</u>	<u>\$ 269,990,795</u>	<u>\$ 270,981,713</u>
Business-Type Activities								
Invested In Capital Assets, Net Of Related Debt	\$ 1,552,532	\$ 1,431,548	\$ 1,188,909	\$ 1,126,828	\$ 899,534	\$ 668,856	\$ 438,178	\$ 207,500
Restricted								
Unrestricted	(437,391)	(1,170,934)	(2,323,123)	(3,745,429)	(5,258,802)	(5,775,579)	(530,757)	857,774
Total Business-Type Activities Net Assets	<u>\$ 1,115,141</u>	<u>\$ 260,614</u>	<u>\$ (1,134,214)</u>	<u>\$ (2,618,601)</u>	<u>\$ (4,359,268)</u>	<u>\$ (5,106,723)</u>	<u>\$ (92,579)</u>	<u>\$ 1,065,274</u>
District-Wide								
Invested In Capital Assets, Net Of Related Debt	\$ 35,086,279	\$ 95,473,002	\$ 216,235,200	\$ 251,256,149	\$ 248,623,457	\$ 260,778,052	\$ 269,011,150	\$ 279,249,039
Restricted	8,892,985	981,796	986,039	675,903	843,767	615,294	142,789	1,934
Unrestricted	6,409,843	(22,848,074)	(21,974,986)	(12,044,002)	(13,701,429)	(16,922,069)	744,277	(7,203,986)
Total District Net Assets	<u>\$ 50,389,107</u>	<u>\$ 73,606,724</u>	<u>\$ 195,246,253</u>	<u>\$ 239,888,050</u>	<u>\$ 235,765,795</u>	<u>\$ 244,471,277</u>	<u>\$ 269,898,216</u>	<u>\$ 272,046,987</u>

Note:
GASB requires that ten years of statistical data be presented. However, since the District implemented the new reporting model contained in GASB No. 34 in fiscal year 2002 only eight years of information is available. Each year thereafter, an additional year's data will be included until ten years of data is present.

PATERSON PUBLIC SCHOOLS
CHANGES IN NET ASSETS
LAST EIGHT FISCAL YEARS
(Unaudited)
(accrual basis of accounting)

	Fiscal Year Ended June 30,							
	2002	2003	2004	2005	2006	2007	2008	2009
Expenses								
Governmental Activities								
Instruction								
Regular	\$ 131,152,784	\$ 175,906,297	\$ 175,187,978	\$ 192,734,945	\$ 216,582,273	\$ 225,833,690	\$ 219,373,318	\$ 220,766,787
Special Education	15,995,892	38,051,967	44,496,676	46,636,713	52,069,053	70,341,236	70,084,366	68,430,395
Other Instruction	18,698,396	25,618,562	24,331,891	26,721,973	23,819,124	18,113,165	17,462,236	18,820,529
School Sponsored Activities & Athletics	1,347,256	1,217,285	19,198,705	1,290,263	1,757,994	2,170,105	2,257,183	2,172,552
Community Services	333,628	1,679,037	737,620	644,092	514,165	728,209	826,034	452,133
Support Services:								
Tuition	29,895,370							
Student and Instruction Related Services	45,806,685	86,916,398	90,841,710	99,647,501	108,692,275	114,296,214	121,208,385	124,154,601
General Administration	6,783,654	8,292,890	7,951,531	9,349,912	6,757,530	6,225,738	4,905,662	4,980,890
School Administrative Services	14,328,767	18,918,335	20,823,185	21,444,444	17,511,990	21,386,437	19,914,209	20,327,769
Central and Other Support Services	3,780,988	4,619,264	7,568,909	11,243,004	9,494,472	9,574,963	10,644,531	11,020,862
Plant Operations And Maintenance	29,547,167	37,575,807	39,359,549	52,910,590	60,454,891	56,910,426	50,367,780	56,154,208
Pupil Transportation	10,481,663	11,063,200	11,905,718	12,919,494	13,865,230	15,162,363	16,924,685	17,230,058
Employee Benefits	46,702,055							
Special Schools	1,405,778							
Charter Schools	2,171,325							
Interest On Long-Term Debt	832,392	1,447,138	776,790	754,470	712,683	724,134	575,996	530,731
Unallocated Depreciation	2,344,054							
Total Governmental Activities Expenses	361,607,854	411,306,180	443,180,262	476,297,401	512,231,680	541,466,680	534,544,385	545,041,515
Business-Type Activities:								
Food Service	10,108,149	10,522,559	10,870,515	11,949,870	12,320,672	11,924,109	11,399,418	10,526,895
Other Non-Major		28,798			-	-	-	-
Child Care	16,873		23,938	10,466				
Total Business-Type Activities Expense	10,125,022	10,551,357	10,894,453	11,960,336	12,320,672	11,924,109	11,399,418	10,526,895
Total District Expenses	\$ 371,732,876	\$ 421,857,537	\$ 454,074,715	\$ 488,257,737	\$ 524,552,352	\$ 553,390,789	\$ 545,943,803	\$ 555,568,410
Program Revenues								
Governmental Activities:								
Charges for Services:								
Instruction (Tuition)						\$ 2,400	\$ 13,685	\$ 182,207
Special Education	\$ 91,197	\$ 85,601	\$ 39,571	\$ 42,172				
Operating Grants And Contributions	97,340,318	104,052,148	86,186,498	102,061,809	\$ 64,796,036	\$ 136,252,762	\$ 137,337,870	\$ 122,807,585
Capital Grants And Contributions		48,834,994	127,032,070	46,263,823	10,257,651	25,734,756	20,241,436	24,503,096
Total Governmental Activities Program Revenues	97,431,515	152,972,743	213,258,139	148,367,804	75,053,687	161,989,918	157,592,991	147,492,888

**PATERSON PUBLIC SCHOOLS
CHANGES IN NET ASSETS
LAST EIGHT FISCAL YEARS
(Unaudited)
(accrual basis of accounting)**

	Fiscal Year Ended June 30,							
	2002	2003	2004	2005	2006	2007	2008	2009
Business-Type Activities:								
Charges For Services								
Food Service	\$ 541,388	\$ 533,105	\$ 637,578	\$ 742,863	\$ 749,964	\$ 698,432	\$ 490,252	\$ 443,215
Child Care	11,674	27,773	23,938	10,466				
Operating Grants And Contributions	8,932,438	9,123,669	8,838,109	9,722,620	9,830,041	10,406,123	10,768,371	11,226,668
Capital Grants And Contributions								
Total Business Type Activities Program Revenues	<u>9,485,500</u>	<u>9,684,547</u>	<u>9,499,625</u>	<u>10,475,949</u>	<u>10,580,005</u>	<u>11,104,555</u>	<u>11,258,623</u>	<u>11,669,883</u>
Total District Program Revenues	<u>\$ 106,917,015</u>	<u>\$ 162,657,290</u>	<u>\$ 222,757,764</u>	<u>\$ 158,843,753</u>	<u>\$ 85,633,692</u>	<u>\$ 173,094,473</u>	<u>\$ 168,851,614</u>	<u>\$ 159,162,771</u>
Net (Expense)/Revenue								
Governmental Activities	\$ (264,176,339)	\$ (258,333,437)	\$ (229,922,123)	\$ (327,929,597)	\$ (437,177,993)	\$ (379,476,762)	\$ (376,951,394)	\$ (397,548,627)
Business-Type Activities	(639,522)	(866,810)	(1,394,828)	(1,484,387)	(1,740,667)	(819,554)	(140,795)	1,142,988
Total District-Wide Net Expense	<u>\$ (264,815,861)</u>	<u>\$ (259,200,247)</u>	<u>\$ (231,316,951)</u>	<u>\$ (329,413,984)</u>	<u>\$ (438,918,660)</u>	<u>\$ (380,296,316)</u>	<u>\$ (377,092,189)</u>	<u>\$ (396,405,639)</u>
General Revenues And Other Changes In Net Assets								
Governmental Activities:								
Property Taxes Levied For General Purposes, Net	\$ 36,016,971	\$ 36,016,971	\$ 36,016,971	\$ 36,016,971	\$ 36,016,971	\$ 36,016,971	\$ 36,016,971	\$ 37,457,650
Property Taxes Levied For Debt Service			372,719	49,857	372,005	371,965	374,285	326,508
Federal And State Aid - Unrestricted	228,918,318	240,514,840	314,212,102	332,221,218	395,150,707	327,173,707	339,631,121	345,165,227
Federal And State Aid - Restricted	6,700,774					20,396,585	22,154,994	8,068,737
State Aid Restricted For Debt Service Principal	478,524					450,052	510,351	537,561
Investment Earnings	868,871	388,329	6,347	502,836	30,813	1,637,514	1,325,169	525,364
Capital Asset Donations		3,359,937					24,990	
Miscellaneous Income	2,103,501	1,414,234	2,348,341	3,514,899	2,114,215	2,987,439	2,433,031	6,458,498
Loss on Sale of Assets		(7,572)						
Special Item - Refund of Lease Purchase and EDA Loan Proceeds	(305,004)							
Transfers	(5,199)	(1,025)			202,374		(5,106,723)	-
Total Governmental Activities	<u>274,776,756</u>	<u>281,685,714</u>	<u>352,956,480</u>	<u>372,305,781</u>	<u>433,887,085</u>	<u>389,034,233</u>	<u>397,364,189</u>	<u>398,539,545</u>
Business-Type Activities:								
Investment Earnings	72,137	11,258				72,099	48,216	14,865
Transfers	5,199	1,025			-	-	5,106,723	-
Total Business-Type Activities	<u>77,336</u>	<u>12,283</u>	<u>-</u>	<u>-</u>	<u>-</u>	<u>72,099</u>	<u>5,154,939</u>	<u>14,865</u>
Total District-Wide	<u>\$ 274,854,092</u>	<u>\$ 281,697,997</u>	<u>\$ 352,956,480</u>	<u>\$ 372,305,781</u>	<u>\$ 433,887,085</u>	<u>\$ 389,106,332</u>	<u>\$ 402,519,128</u>	<u>\$ 398,554,410</u>
Change In Net Assets								
Governmental Activities	\$ 10,600,417	\$ 23,352,277	\$ 123,034,357	\$ 44,376,184	\$ (3,290,908)	\$ 9,557,471	\$ 20,412,795	\$ 990,918
Business-Type Activities	(562,186)	(854,527)	(1,394,828)	(1,484,387)	(1,740,667)	(747,455)	5,014,144	1,157,853
Total District	<u>\$ 10,038,231</u>	<u>\$ 22,497,750</u>	<u>\$ 121,639,529</u>	<u>\$ 42,891,797</u>	<u>\$ (5,031,575)</u>	<u>\$ 8,810,016</u>	<u>\$ 25,426,939</u>	<u>\$ 2,148,771</u>

Note:

GASB requires that ten years of statistical data be presented. However, since the District implemented the new reporting model contained in GASB No. 34 in fiscal year 2002 only eight years of information is available. Each year thereafter, an additional year's data will be included until ten years of data is present.

PATERSON PUBLIC SCHOOLS
FUND BALANCES - GOVERNMENTAL FUNDS
LAST EIGHT FISCAL YEARS
(Unaudited)
(modified accrual basis of accounting)

	Fiscal Year Ended June 30,							
	2002	2003	2004	2005	2006	2007	2008	2009
General Fund								
Reserved	\$ 7,541,815	\$ 1,431,756	\$ 422,803	\$ 9,589,544	\$ 20,986,950	\$ 2,883,421	\$ 3,739,424	\$ 13,284,804
Unreserved	16,861,509	(5,385,663)	(6,675,383)	(4,062,617)	(11,566,298)	5,657,450	7,387,687	(13,371,019)
Total General Fund	<u>\$ 24,403,324</u>	<u>\$ (3,953,907)</u>	<u>\$ (6,252,580)</u>	<u>\$ 5,526,927</u>	<u>\$ 9,420,652</u>	<u>\$ 8,540,871</u>	<u>\$ 11,127,111</u>	<u>\$ (86,215)</u>
All Other Governmental Funds								
Reserved	\$ 688,951	\$ 324,486	\$ 324,386			\$ 30,813	\$ 272,666	\$ 287,380
Unreserved	662,219	38,421	(916,174)	\$ 93,572	\$ (933,597)	(2,396,543)	(440,542)	934
Total All Other Governmental Funds	<u>\$ 1,351,170</u>	<u>\$ 362,907</u>	<u>\$ (591,788)</u>	<u>\$ 93,572</u>	<u>\$ (933,597)</u>	<u>\$ (2,365,730)</u>	<u>\$ (167,876)</u>	<u>\$ 288,314</u>

Note:
GASB requires that ten years of statistical data be presented. However, since the District implemented the new reporting model contained in GASB No. 34 in fiscal year 2002 only eight years of information is available. Each year thereafter, an additional year's data will be included until ten years of data is present.

PATERSON PUBLIC SCHOOLS
CHANGES IN FUND BALANCES - GOVERNMENTAL FUNDS
LAST TEN FISCAL YEARS
(Unaudited)
(modified accrual basis of accounting)

	2002	2003	2004	2005	2006	2007	2008	2009
Revenues								
Property Tax Levy	\$ 36,016,971	\$ 36,016,971	\$ 36,389,690	\$ 36,066,828	\$ 36,388,976	\$ 36,388,936	\$ 36,391,256	\$ 37,784,158
Tuition Charges	91,197	85,601				2,400	13,685	182,207
Interest Earnings	868,871	388,330				1,637,514	1,325,169	525,364
Miscellaneous	2,299,731	4,918,412	3,741,344	5,667,880	2,145,028	3,246,890	3,177,974	6,578,298
State Sources	312,475,053	368,393,698	497,615,240	452,853,344	442,332,564	479,398,391	491,210,799	470,972,414
Federal Sources	20,766,651	24,864,043	28,454,286	26,085,534	27,871,810	30,350,020	28,474,279	29,989,992
Other								
Total Revenue	372,518,474	434,667,055	566,200,560	520,673,586	508,738,378	551,024,151	560,593,162	546,032,433
Expenditures								
Instruction								
Regular Instruction	131,152,784	175,525,809	173,776,894	190,635,417	212,300,964	222,302,836	221,499,658	219,622,942
Special Education Instruction	15,995,892	38,031,661	44,299,856	46,269,946	54,061,727	71,209,920	71,461,791	68,572,096
Other Special Instruction	18,698,396	25,536,531	24,118,755	26,414,365	24,534,515	22,717,966	17,152,745	18,448,462
School Sponsored Activities And Athletics	1,347,256	1,203,772	19,178,560	1,276,610	1,743,722	2,153,485	2,256,749	2,110,992
Community Services	333,628	1,679,126	725,755	637,077	512,076	727,682	840,656	452,133
Support Services								
Tuition	29,895,370							
Student and Inst. Related Services	45,806,685	86,546,952	90,071,008	98,579,137	107,903,065	110,900,364	120,877,232	121,715,550
General Administration	6,783,654	8,232,294	7,845,225	9,244,584	6,759,677	6,125,622	4,586,349	4,529,115
School Administrative Services	14,328,767	18,842,814	20,592,137	21,157,091	17,327,122	21,238,767	19,874,599	19,845,535
Central and Other Support Services	3,780,988	4,502,173	7,403,787	11,013,372	9,283,298	9,370,506	10,100,741	10,171,307
Plant Operations And Maintenance	29,547,167	35,359,165	37,075,137	38,721,808	44,491,498	42,838,856	42,576,923	46,247,316
Pupil Transportation	10,481,663	11,059,866	11,900,022	12,909,677	13,858,099	15,155,595	16,913,401	17,203,918
Employee Benefits	44,373,276							
Undistributed Expenditures								
Special Schools	1,405,778							
Charter Schools	2,171,325							
Capital Outlay	14,047,161	50,637,354	127,215,142	47,004,671	11,919,717	26,002,560	21,316,317	26,562,901
Business Type Activities								
Food Services								
Debt Service								
Principal	498,626	5,338,623	4,477,108	3,578,048	3,096,496	1,849,846	660,000	835,000
Interest And Other Charges	838,520	1,497,384	792,542	766,916	739,165	742,060	1,530,806	472,302
Total Expenditures	371,486,936	463,993,524	569,471,928	508,208,719	508,531,141	553,336,065	551,647,967	556,789,569
Excess (Deficiency) Of Revenues								
Over (Under) Expenditures	1,031,538	(29,326,469)	(3,271,368)	12,464,867	207,237	(2,311,914)	8,945,195	(10,757,136)

PATERSON PUBLIC SCHOOLS
CHANGES IN FUND BALANCES - GOVERNMENTAL FUNDS
LAST TEN FISCAL YEARS
(Unaudited)
(modified accrual basis of accounting)

	2002	2003	2004	2005	2006	2007	2008	2009
Other Financing Sources (Uses)								
Proceed from Textbook Lease Purchase	\$ 7,500,000							
Refund - EDA Loan Balances	(229,824)							
Refund of Lease Purchase Proceeds	(75,180)							
Proceeds from Lease Refunding							\$ 11,070,000	
Original Issue Discount							(44,378)	
Payment to Refunded Lease Escrow Agent							(10,080,000)	
Transfers In	53,072	\$ 374,256		\$ 19,491,464	\$ 22,878,963	\$ 20,396,585	25,882,197	\$ 12,013,238
Transfers Out	(58,271)	(375,281)		(19,491,464)	(22,878,963)	(20,396,585)	(30,988,920)	(12,013,238)
Total Other Financing Sources (Uses)	<u>7,189,797</u>	<u>(1,025)</u>	<u>-</u>	<u>-</u>	<u>-</u>	<u>-</u>	<u>(4,161,101)</u>	<u>-</u>
Net Change In Fund Balances	<u>\$ 8,221,335</u>	<u>\$ (29,327,494)</u>	<u>\$ (3,271,368)</u>	<u>\$ 12,464,867</u>	<u>\$ 207,237</u>	<u>\$ (2,311,914)</u>	<u>\$ 4,784,094</u>	<u>\$ (10,757,136)</u>
Debt Service As A Percentage Of								
Noncapital Expenditures	0.37%	1.65%	1.19%	0.94%	0.77%	0.49%	0.41%	0.25%

* Noncapital expenditures are total expenditures less capital outlay.

Note:

GASB requires that ten years of statistical data be presented. However, since the District implemented the new reporting model contained in GASB No. 34 in fiscal year 2002 only eight years of information is available. Each year thereafter, an additional year's data will be included until ten years of data is present.

PATERSON PUBLIC SCHOOLS
GENERAL FUND OTHER LOCAL REVENUE BY SOURCE
LAST TEN YEARS
(Unaudited)

Fiscal Year Ended June 30,	Tuition	Interest on Investments	Refund of Prior Year Expenditures	Cancelled Prior Year Payables	State Dated Checks	Utility Refunds	Settlements	Private Grants	Miscellaneous	Total
2000	\$ 27,731	\$ 1,372,634			\$ 15,128	\$ 438,303	\$ 714,267	\$ 168,043	\$ 382,965	\$ 3,119,071
2001	119,195	1,482,651			61,428	173,757	2,487,285	269,354	905,122	5,498,792
2002	91,197	816,361			139,057	550,465	545,552	196,230	1,128,781	3,467,643
2003	85,601	298,472				422,425	72,572	144,241	4,279,174	5,302,485
2004	39,571	192,533				435,365	1,421,448	1,361,144	248,936	3,734,997
2005	42,172	487,653			157,390	509,456	1,005,150	1,607,973	1,842,903	5,652,697
2006	11,755	1,039,850			11,375	411,048		35,115	507,589	2,016,731
2007	2,400	1,602,406			15,900	417,939	1,400,000		1,153,600	4,592,245
2008	13,685	1,311,246	\$ 886,422	\$ 870,443					1,230,415	4,312,211
2009	182,207	510,650	379,135	1,027,603		2,980,723			2,071,037	7,151,355

PATERSON PUBLIC SCHOOLS
ASSESSED VALUE AND ACTUAL VALUE OF TAXABLE PROPERTY
LAST TEN YEARS
(Unaudited)

Fiscal Year Ended June 30,	Vacant Land	Residential	Commercial	Industrial	Apartment	Total Assessed Value	Public Utilities	Net Valuation Taxable	Estimated Actual (County Equalized) Value	Total Direct School Tax Rate ^a
2000	\$ 9,779,430	\$ 362,373,003	\$ 121,112,559	\$ 49,839,068	\$ 39,100,933	\$ 582,204,993	\$ 2,733,146	\$ 584,938,139	\$2,939,387,633	6.158
2001	9,548,230	362,027,303	121,165,899	49,375,268	38,583,728	580,700,428	2,660,406	583,360,834	3,088,199,227	6.175
2002	9,037,320	361,484,357	120,548,219	48,561,148	38,868,128	578,499,172	2,522,426	581,021,598	3,368,241,148	6.205
2003	9,482,620	362,806,710	120,124,999	46,731,868	38,615,928	577,762,125	2,418,703	580,180,828	3,745,518,580	6.247
2004	9,437,520	363,524,285	119,588,860	44,761,563	38,581,028	575,893,256	1,938,197	577,831,453	4,280,232,985	6.234
2005	9,553,380	364,174,765	118,308,010	42,712,663	38,417,528	573,166,346	1,685,056	574,851,402	4,964,174,456	6.299
2006	10,235,750	366,155,555	115,840,638	42,371,903	38,229,828	572,833,674	1,334,999	574,168,673	6,031,183,540	6.338
2007 (1)	186,957,300	6,310,285,900	1,736,768,700	648,880,900	491,173,100	9,374,065,900	14,551,432	9,388,617,332	7,353,174,894	0.388
2008	188,322,400	6,301,093,300	1,713,639,200	629,668,600	485,494,450	9,318,217,950	13,666,858	9,331,884,808	8,516,829,800	0.398
2009	184,572,060	6,305,862,040	1,727,489,145	610,010,200	511,254,000	9,339,187,445	13,509,374	9,352,696,819	not available	0.404

Source: County Abstract of Ratables

^a Tax rates are per \$100

(1): The City underwent a revaluation of properties, which became effective in 2007.

**PATERSON PUBLIC SCHOOLS
DIRECT AND OVERLAPPING PROPERTY TAX RATES
LAST TEN YEARS**

(Unaudited)

(rate per \$100 of assessed value)

Calendar Year	Total Direct School Tax Rate		Overlapping Rates			Total Direct and Overlapping Tax Rate
	Paterson Public Schools		City of Paterson	County of Passaic	Passaic County Open Space	
2000	\$ 6.158	\$ 11.809	\$ 2.867	\$ 0.036	\$ 20.870	
2001	6.175	12.170	3.081	0.054	21.480	
2002	6.205	12.376	3.470	0.059	22.110	
2003	6.247	12.984	3.674	0.065	22.970	
2004	6.234	13.160	4.020	0.076	23.490	
2005	6.299	14.180	4.422	0.089	24.990	
2006	6.338	14.423	5.432	0.107	26.300	
2007 (1)	0.388	0.971	0.372	0.010	1.741	
2008	0.398	0.997	0.448	0.010	1.853	
2009	0.404		not available			

Source: County Abstract of Ratables

(1) : The City underwent a revaluation which became effective in 2007.

**PATERSON PUBLIC SCHOOLS
PRINCIPAL PROPERTY TAXPAYERS
CURRENT YEAR AND EIGHT YEARS AGO
(Unaudited)**

Taxpayer	2009		2001	
	Taxable Assessed Value	% of Total District Net Assessed Value	Taxable Assessed Value	% of Total District Net Assessed Value
297 Paterson, LLC	\$ 24,093,700	0.26%		
Beckwith Paterson Joint Venture	21,974,500	0.23%		
Rt 20 Retail Center, LLC	21,449,000	0.23%		
Paterson Plaza LLC	20,357,400	0.22%	\$ 905,300	0.16%
Okonite Co.	18,403,700	0.20%	855,600	0.15%
Great Falls Realty Associates, LLC	16,500,000	0.18%	1,774,000	0.30%
Riverview Towers LLC	15,742,900	0.17%	2,394,300	0.41%
Park East Terrace	14,998,200	0.16%		
The Realty Associates Fund VII, LP	14,187,100	0.15%		
NJ Bell	13,509,374	0.14%	2,660,406	0.46%
R. Green			2,119,720	0.36%
Par Realty			1,983,125	0.34%
NJ Bell Tax Administrator			1,687,879	0.29%
Rt. 80 Mineik Mills Inc.			935,000	0.16%
Bascom Foods	-	-	909,800	0.16%
	<u>\$ 181,215,874</u>	<u>1.94%</u>	<u>\$ 10,295,930</u>	<u>2.79%</u>

Source: Municipal Tax Assessor

**PATERSON PUBLIC SCHOOLS
PROPERTY TAX LEVIES AND COLLECTIONS
LAST TEN FISCAL YEARS
(Unaudited)**

Fiscal Year Ended June 30,	Taxes Levied for the Fiscal Year	Collected within the Fiscal Year of the Levy		Collections in Subsequent Years
		Amount	Percentage of Levy	
2000	\$ 36,016,971	\$ 36,016,971	100.00%	N/A
2001	36,016,971	36,016,971	100.00%	N/A
2002	36,016,971	36,016,971	100.00%	N/A
2003	36,016,971	36,016,971	100.00%	N/A
2004	36,389,690	36,389,690	100.00%	N/A
2005	36,066,828	36,066,828	100.00%	N/A
2006	36,388,976	36,388,976	100.00%	N/A
2007	36,388,936	36,388,936	100.00%	N/A
2008	36,391,256	36,391,256	100.00%	N/A
2009	37,784,158	37,784,158	100.00%	N/A

PATERSON PUBLIC SCHOOLS
RATIOS OF OUTSTANDING DEBT BY TYPE
LAST EIGHT FISCAL YEARS
(Unaudited)

Fiscal Year Ended June 30,	<u>Governmental Activities</u>			Total District	<u>Population</u>	<u>Per Capita</u>
	General Obligation Bonds	Certificates of Participation	Capital Leases			
2002		\$ 30,499,037		\$ 30,499,037	149,839	\$ 204
2003		25,168,471		25,168,471	149,227	169
2004		20,685,360		20,685,360	148,243	140
2005		17,111,343		17,111,343	147,355	116
2006		14,014,846		14,014,846	146,532	96
2007		12,165,000		12,165,000	145,774	83
2008		12,495,000		12,495,000	145,643 *	86
2009		11,660,000		11,660,000	145,643 *	80

Source: District records

* - Estimated

Note:

GASB requires that ten years of statistical data be presented. However, since the District implemented the new reporting model contained in GASB No. 44 in fiscal year 2006 only eight years of information is available. Each year thereafter, an additional year's data will be included until ten years of data is present.

PATERSON PUBLIC SCHOOLS
RATIOS OF NET GENERAL BONDED DEBT OUTSTANDING
LAST EIGHT FISCAL YEARS
(Unaudited)

Fiscal Year Ended June 30,	General Bonded Debt Outstanding		Net General Bonded Debt Outstanding	Percentage of Actual Taxable Value ^a of Property	Per Capita ^b
	Certificates of Participation	Deductions			
2002	\$ 30,499,037		\$ 30,499,037	5.25%	\$ 204
2003	25,168,471		25,168,471	4.34%	169
2004	20,685,360		20,685,360	3.58%	140
2005	17,111,343		17,111,343	2.98%	116
2006	14,014,846		14,014,846	2.44%	96
2007	12,165,000		12,165,000	0.13%	83
2008	12,495,000		12,495,000	0.13%	86
2009	11,660,000		11,660,000	0.12%	80

Source: District records

Notes:

a See Exhibit J-6 for property tax data.

b See Exhibit J-14 for population data.

Note:

GASB requires that ten years of statistical data be presented. As a result of the implementation of GASB No. 44 in fiscal year 2006 only eight years of information is available. Each year thereafter, an additional year's data will be included until ten years of data is present.

**PATERSON PUBLIC SCHOOLS
DIRECT AND OVERLAPPING GOVERNMENTAL ACTIVITIES DEBT
AS OF JUNE 30, 2009
(Unaudited)**

	<u>Total Debt</u>
Municipal Debt: (1)	
City of Paterson	\$ 87,261,751
City of Paterson - Type I School Debt	2,875,296
Paterson Public Schools - COPS	<u>11,660,000</u>
	<u>101,797,047</u>
Other Debt	
County of Passaic (2)	53,219,324
Passaic County Utilities Authority (2)	9,442,716
Passaic Valley Water Commission (3)	76,934,419
Passaic Valley Sewerage Commission (2)	20,489,105
North Jersey District Water Supply Commission (3)	<u>7,247,501</u>
	<u>167,333,065</u>
Total Direct and Overlapping Debt	<u>\$ 269,130,112</u>

Source:

- (1) City of Paterson's June 30, 2009 Annual Debt Statement
- (2) Based on Equalized Value of Municipality to County Total
- (3) Based on Usage
- (4) Based upon ownership

**PATERSON PUBLIC SCHOOLS
LEGAL DEBT MARTIN INFORMATION
LAST EIGHT FISCAL YEARS**

Legal Debt Margin Calculation for Fiscal Year 2009

	Equalized Valuation Basis	
	2006	\$ 7,187,373,576
	2007	8,434,466,349
	2008	8,873,648,176
		<u>\$ 24,495,488,101</u>
Average Equalized Valuation of Taxable Property		<u>\$ 8,165,162,700</u>
Debt Limit (6 % of average equalization value)		489,909,762
Total Net Debt Applicable to Limit		2,875,296
Legal Debt Margin		<u>\$ 487,034,466</u>

	2002	2003	2004	2005	2006	2007	2008	2009
Debt limit	\$ 187,707,020	\$ 203,662,438	\$ 227,615,218	\$ 259,751,062	\$ 203,647,277	\$ 242,415,999	\$ 432,849,896	\$ 489,909,762
Total net debt applicable to limit	<u>11,670,126</u>	<u>9,938,276</u>	<u>8,379,571</u>	<u>6,765,254</u>	<u>5,063,973</u>	<u>3,932,715</u>	<u>3,410,048</u>	<u>2,875,296</u>
Legal debt margin	<u>\$ 176,036,894</u>	<u>\$ 193,724,162</u>	<u>\$ 219,235,647</u>	<u>\$ 252,985,808</u>	<u>\$ 198,583,304</u>	<u>\$ 238,483,284</u>	<u>\$ 429,439,848</u>	<u>\$ 487,034,466</u>
Total net debt applicable to the limit as a percentage of debt limit	6.22%	4.88%	3.68%	2.60%	2.49%	1.62%	0.79%	0.59%

Source: Equalized valuation bases were obtained from the Annual Report of the State of New Jersey, Department of Treasury, Division of Taxation

Note:

GASB requires that ten years of statistical data be presented. However, since the District implemented the new reporting model contained in GASB No. 44 in fiscal year 2006 only eight years of information is available. Each year thereafter, an additional year's data will be included until ten years of data is present.

**PATERSON PUBLIC SCHOOLS
DEMOGRAPHIC AND ECONOMIC STATISTICS
LAST TEN FISCAL YEARS
(Unaudited)**

Year	Population	County Per Capita Personal Income	Unemployment Rate
2000	149,314	\$ 30,467	7.80%
2001	149,741	31,040	8.80%
2002	149,839	31,576	11.60%
2003	149,227	32,042	11.90%
2004	148,243	32,938	8.80%
2005	147,355	34,869	8.60%
2006	146,532	37,149	8.60%
2007	145,774	39,989	8.30%
2008	145,643	N/A	10.60%
2009	145,643 *	N/A	N/A

Source: New Jersey State Department of Education

* - Estimated

**PATERSON PUBLIC SCHOOLS
 PRINCIPAL EMPLOYERS
 CURRENT YEAR AND TEN YEARS AGO
 (Unaudited)**

	<u>2009</u>		<u>1999</u>	
<u>Employer</u>	<u>Employees</u>	<u>Percentage of Total Municipal Employment</u>	<u>Employees</u>	<u>Percentage of Total Municipal Employment</u>

INFORMATION NOT AVAILABLE

PATERSON PUBLIC SCHOOLS
FULL-TIME EQUIVALENT DISTRICT EMPLOYEES BY FUNCTION/PROGRAM
LAST TEN FISCAL YEARS
(Unaudited)

<u>Function/Program</u>	<u>2000</u>	<u>2001</u>	<u>2002</u>	<u>2003</u>	<u>2004</u>	<u>2005</u>	<u>2006</u>	<u>2007</u>	<u>2008</u>	<u>2009</u>
Instruction										
Regular	2,204	2,262	2,446	2,508	2,736	2,762	2,759	2,510	2,064	2,082
Special Education		235	233	278	310	311	317	682	703	614
Other Instruction		27	29	31	30	31	33	120	175	161
Nonpublic School Programs	30	32	34	33	36	34	17			
Adult/Continuing Education Programs							16	17	10	9
Support Services:										
Student & Instruction Related Services	389	412	447	479	521	540	561	362	349	375
General Administration	7	7	9	9	9	9	12	191	219	216
School Administrative Services	40	40	44	43	46	47	46	212	189	188
Other Administration Services	34	44	41	45	47	48	51	106	20	10
Central Services	50	66	66	79	74	66	69	80	91	78
Administrative Information Technology					11	14	20	10	10	11
Plant Operations and Maintenance	13	17	19	24	68	64	67	165	201	193
Pupil Transportation	5	5	5	5	5	7	7	7	6	6
Other Support Services	3	3	3	3	3	7	12			
Special Schools	10	17	23	47	54	60	68			
Food Service	71	80	107	104	311	282	282	419	304	165
Child Care	94	127	191	265	455	479	513			
	<u>2,950</u>	<u>3,374</u>	<u>3,697</u>	<u>3,953</u>	<u>4,716</u>	<u>4,761</u>	<u>4,850</u>	<u>4,881</u>	<u>4,341</u>	<u>4,108</u>
Total										

Source: District Personnel Records

PATERSON PUBLIC SCHOOLS
 OPERATING STATISTICS
 LAST TEN FISCAL YEARS
 (Unaudited)

Pupil/Teacher Ratio

Fiscal Year	Enrollment	Operating Expenditures	Cost Per Pupil	Percentage Change	Teaching Staff	Pupil/Teacher Ratio			Average Daily Enrollment (ADE)	Average Daily Attendance (ADA)	% Change in	
						Elementary	Middle School	Senior			Average Daily Enrollment	Student Attendance Percentage
2000	24,704	294,549,764	11,923	6.45%	2,623	N/A	N/A	N/A	24,210	22,354	0.12%	92.33%
2001	24,989	322,824,082	12,918	8.35%	2,968	N/A	N/A	N/A	24,490	22,610	1.16%	92.32%
2002	25,891	357,248,897	13,798	6.81%	3,189	N/A	N/A	N/A	25,373	23,508	3.61%	92.65%
2003	26,301	407,862,944	15,507	12.39%	3,329	N/A	N/A	N/A	25,775	23,760	1.59%	92.18%
2004	26,760	437,509,656	16,349	5.43%	3,633	N/A	N/A	N/A	26,225	24,293	1.74%	92.63%
2005	26,172	455,485,084	17,404	6.45%	3,678	N/A	N/A	N/A	25,648	23,649	-2.20%	92.21%
2006	25,595	492,775,763	19,248	10.60%	3,703	N/A	N/A	N/A	25,083	23,090	-2.20%	92.05%
2007	25,142	524,741,599	20,871	8.43%	2,964	N/A	N/A	N/A	24,606	22,606	-1.90%	91.87%
2008	23,507	528,140,844	22,467	7.65%		N/A	N/A	N/A				
2009	24,907	528,919,366	21,236	-5.48%		N/A	N/A	N/A				

Sources: District records

Note: Enrollment based on annual October district count.
 Operating expenditures equal total expenditures less debt service and capital outlay.
 Cost per pupil represents operating expenditures divided by enrollment.

N/A = Not available

PATERSON PUBLIC SCHOOLS
SCHOOL BUILDING INFORMATION
LAST TEN FISCAL YEARS
(Unaudited)

	2000	2001	2002	2003	2004	2005	2006	2007	2008	2009
Early Learning Center										
660 14th Ave.										
Square Feet								14,001	14,001	14,001
Capacity (students)										
Students on Roll								126	127	
Rutland Early Childhood Ctr. (1914)										
Square Feet								10,373	10,373	10,373
Capacity (students)										
Students on Roll								250		
Elementary										
School 1 (2002)										
Square Feet								24,418	24,418	24,418
Capacity (students)										
Students on Roll								291	308	
School 2 (1921, 1998)										
Square Feet						70,573	70,573	98,697	98,697	98,697
Capacity (students)										
Students on Roll	713	707	716	712	669	665	647	639	602	
School 3 (1879)										
Square Feet								41,908	41,908	41,908
Capacity (students)										
Students on Roll	488	478	456	485	450	463	459	452	431	
School 4 (1922)										
Square Feet								112,391	112,391	112,391
Capacity (students)										
Students on Roll	442	543	610	610	593	546	451	423	391	
School 5 (1939)										
Square Feet								108,886	108,886	108,886
Capacity (students)										
Students on Roll	1,081	1,103	1,135	1,130	1,136	1,068	1,057	1,111	1,019	
School 6 (1921)										
Square Feet								97,075	97,075	97,075
Capacity (students)										
Students on Roll	750	789	724	662	564	561	521	522	427	
School 7 (1919)										
Square Feet								48,835	48,835	48,835
Capacity (students)										
Students on Roll	253	275	287	272	267	247	233	253	276	
School 8 (1926)										
Square Feet								95,106	95,106	95,106
Capacity (students)										
Students on Roll	652	634	685	655	626	614	575	538	564	
School 9 (1988)										
Square Feet								123,768	123,768	123,768
Capacity (students)										
Students on Roll	1,166	1,175	1,207	1,169	1,169	1,156	1,156	1,188	1,223	
School 10 (1921)										
Square Feet								83,572	83,572	83,572
Capacity (students)										
Students on Roll	924	895	860	779	822	772	740	701	689	
School 11 (1905)										
Square Feet								35,446	35,446	35,446
Capacity (students)										
Students on Roll	292	324	278	255	272	264	247	309	196	

**PATERSON PUBLIC SCHOOLS
SCHOOL BUILDING INFORMATION
LAST TEN FISCAL YEARS
(Unaudited)**

	2000	2001	2002	2003	2004	2005	2006	2007	2008	2009
School 12 (1913)										
Square Feet								72,686	72,686	72,886
Capacity (students)										
Students on Roll	671	691	732	727	703	642	608	611	481	
School 13 (1926)										
Square Feet								94,091	94,091	94,091
Capacity (students)										
Students on Roll	752	754	793	761	728	714	664	783	635	
School 14 (1887)										
Square Feet								16,422	16,422	16,422
Capacity (students)										
Students on Roll		230	208	217	204	202	179	190	245	
School 15 (1923)										
Square Feet								147,502	147,502	147,502
Capacity (students)										
Students on Roll	1,077	1,043	1,067	1,063	1,008	974	952	896	830	
School 16 (1891)										
Square Feet								18,803	18,803	18,803
Capacity (students)										
Students on Roll	293	285	287	306	304	291	300	290		
School 17 (1891)										
Square Feet								17,250	17,250	17,250
Capacity (students)										
Students on Roll	214	168	170	139	148	150	150	165	167	
School 18 (1939)										
Square Feet								102,086	102,086	102,086
Capacity (students)										
Students on Roll	1,007	1,045	1,099	1,108	1,097	1,095	1,090	1,229	983	
School 19 (1896)										
Square Feet								37,269	37,269	37,269
Capacity (students)										
Students on Roll	401	375	368	376	375	405	384	385	372	
School 20 (1898)										
Square Feet								83,064	83,064	83,064
Capacity (students)										
Students on Roll	600	611	617	567	584	542	536	517	462	
School 21 (1905)										
Square Feet								119,516	119,516	119,516
Capacity (students)										
Students on Roll	772	833	795	860	828	790	815	751	700	
School 24 (1909)										
Square Feet								100,800	100,800	100,800
Capacity (students)										
Students on Roll	731	717	721	721	737				418	
School 25 (1932)										
Square Feet								76,596	75,564	75,564
Capacity (students)										
Students on Roll	710	688	650	710	739	732	669	687	612	
School 26 (1952)										
Square Feet			103,460					58,001	58,001	58,001
Capacity (students)										
Students on Roll	561	778	790	836	886	906	841	570	549	
School 27 (1956)										
Square Feet								108,198	108,198	108,198
Capacity (students)										
Students on Roll	892	831	913	915	892	884	829	875	970	

**PATERSON PUBLIC SCHOOLS
SCHOOL BUILDING INFORMATION
LAST TEN FISCAL YEARS
(Unaudited)**

	2000	2001	2002	2003	2004	2005	2006	2007	2008	2009
School 28 (1956)										
Square Feet								104,417	104,417	104,417
Capacity (students)										
Students on Roll	555	520	588	521	527	471	489	481	493	
School 29 (1924)										
Square Feet								24,000	24,000	24,000
Capacity (students)										
Students on Roll	298	288	296	302	317	339	226	335	303	
School 30 MLK										
Square Feet								107,168	107,168	107,168
Capacity (students)										
Students on Roll	853	883	894	869	863	830	783	1,085	858	
New Roberto Clemente (2005)										
Square Feet						97,048		124,834	124,834	124,834
Capacity (students)										
Students on Roll						755	754	785	811	
Norman S. Weir (1891)										
Square Feet								67,943	67,943	67,943
Capacity (students)										
Students on Roll	295	297	299	301	300	293	291	268	270	
Roberto Clemente (1920)										
Square Feet								35,000	35,000	35,000
Capacity (students)										
Students on Roll	369	392	363	362	323	312	297	306	340	
Edward Kilpatrick										
Square Feet								51,527	51,527	52,527
Capacity (students)										
Students on Roll	404	377	377	365	359	344	404	446	412	
Dale Ave.										
Square Feet								61,500	61,500	61,500
Capacity (students)										
Students on Roll	343	338	414	395	385	360	352	365	383	
Alexander Hamilton Academy										
Square Feet								345		
Capacity (students)										
Students on Roll								333	359	
Urban Leadership Academy										
Square Feet								194		
Capacity (students)										
Students on Roll								199	198	
High School										
Eastside High School (1870)										
Square Feet								291,180	291,180	291,180
Capacity (students)										
Students on Roll	1,971	1,787	1,976	1,975	1,998	2,025	1,957	2,851	1,731	
JFK High School (1963)										
Square Feet								329,210	329,210	329,210
Capacity (students)										
Students on Roll	1,868	1,851	20,421	2,273	2,219	2,347	2,252	2,708	1,932	
Rosa Parks High School (1986)										
Square Feet								46,945	46,945	46,945
Capacity (students)										
Students on Roll	259	247	235	234	241	252	243	224	203	
International HS										
Square Feet								181	121,275	121,275
Capacity (students)										
Students on Roll								182	388	

**PATERSON PUBLIC SCHOOLS
SCHOOL BUILDING INFORMATION
LAST TEN FISCAL YEARS
(Unaudited)**

	2000	2001	2002	2003	2004	2005	2006	2007	2008	2009
Academies										
Panther (2004)										
Square Feet								27,785	27,845	57,845
Capacity (students)					20,546					
Students on Roll			80	131	163	233	203	212	196	
Silk City (1908)										
Square Feet	31,448							31,113	31,113	31,113
Capacity (students)										
Students on Roll	57	68	73	72	68	69	69	81	68	
Academy of Performing Arts										
Square Feet								14,240	14,240	14,240
Capacity (students)										
Students on Roll										
Alexander Hamilton Academy-Lease										
Square Feet								63,600	63,600	63,600
Capacity (students)										
Students on Roll								199		
Urban Leadership Academy-39th Street-Lease										
Square Feet								6,700	6,700	6,700
Capacity (students)										
Students on Roll										
BUILD Academy-Don Bosco-Lease										
Square Feet								63,400	63,400	63,400
Capacity (students)										
Students on Roll										
Paterson Pre-Collegiate Academy-Lease										
Square Feet								25,980	25,980	25,980
Capacity (students)										
Students on Roll										
Sports Business and Public Safety Academy-Lease										
Square Feet								19,500	19,500	19,500
Capacity (students)										
Students on Roll										
Garrett Morgan Academy - Lease										
Square Feet								12,000	12,000	12,000
Capacity (students)										
Students on Roll										
HARP, IMPACT, STARS Academy-Lease										
Square Feet								58,507	58,507	58,507
Capacity (students)										
Students on Roll										
Alternative Middle School-Boys & Girls Club-Lease										
Square Feet								23,507	23,507	23,507
Capacity (students)										
Students on Roll										
Other										
Administration Building - 33 and 35 Church St.										
Square Feet								53,623	53,623	53,623
Administration - Old School 5										
Square Feet-Includes Garage 1,500 sq ft.								43,435	43,435	43,435
New Administration Building-90 Delaware Ave										
Square Feet										113,385
133 Ellison St-Parent Resource/C&I/Bilingual-Lease										
Square Feet								7,529	7,529	7,529
160 Ward St.-Lease										
Square Feet								6,600	6,600	6,600

**PATERSON PUBLIC SCHOOLS
SCHOOL BUILDING INFORMATION
LAST TEN FISCAL YEARS
(Unaudited)**

	2000	2001	2002	2003	2004	2005	2006	2007	2008	2009
408 Grand St.-Lease Square Feet								1,200	1,200	1,200
Wharehouse-Sheridan Ave-Lease Square Feet								55,525	55,525	55,525

Number of Schools at June 30, 2009

Early Learning Center = 2

Elementary/Middle = 33

High School = 4

Academies = 12

Other = 7

Note: Year of original construction is shown in parenthesis. Enrollment is based on the annual October district count.

PATERSON PUBLIC SCHOOLS
GENERAL FUND
SCHEDULE OF REQUIRED MAINTENANCE FOR SCHOOL FACILITIES
LAST SEVEN FISCAL YEARS
(Unaudited)

School Facilities	SQ Footage	2003	2004	2005	2006	2007	2008	2009
School 2	70,573	\$ 169,770	\$ 143,329	\$ 129,865	\$ 108,591	\$ 100,186	\$ 104,291	\$ 141,134
School 3	34,302	82,517	69,665	63,121	52,781	48,695	50,690	50,764
School 3 Trailers	4,608			8,479	7,090	6,542	6,810	9,163
School 4	94,020	226,174	190,948	173,012	144,669	133,471	138,940	160,716
School 5	106,915	257,194	217,137	196,740	164,511	151,777	157,996	155,704
Old School No. 5	35,000	84,196	71,083	64,406	53,855	49,686	51,722	62,111
School 6	88,487	212,864	179,711	162,830	136,155	125,616	130,763	138,814
School 7	50,095	120,508	101,740	92,183	77,081	71,115	74,029	69,833
School 8	68,474	164,721	139,066	126,003	105,361	97,206	101,189	135,999
School 9	123,768	297,736	251,365	227,753	190,443	175,701	182,901	176,985
School 10	83,572	201,041	169,729	153,786	128,593	118,639	123,500	119,505
School 11	35,997	86,594	73,108	66,240	55,389	51,101	53,195	50,687
School 12	67,595	162,606	137,281	124,385	104,009	95,958	99,890	104,225
School 13	83,948	201,945	170,493	154,478	129,171	119,173	124,056	134,547
School 14	16,281	39,166	33,066	29,960	25,052	23,113	24,060	23,483
School 15	110,104	264,866	223,614	202,609	169,418	156,304	162,708	210,923
School 15 Trailers	6,144			11,306	9,454	8,722	9,079	
School 16	16,166	38,889	32,832	29,748	24,875	22,949	23,890	26,888
School 17	17,824	42,877	36,199	32,799	27,426	25,303	26,340	24,667
School 18	87,487	210,458	177,680	160,990	134,617	124,197	129,286	127,662
School 18 Trailers	2,112			3,886	3,250	2,998	3,121	18,318
School 19	31,261	75,201	63,489	57,525	48,101	44,378	46,197	53,294
School 20	77,260	185,856	156,910	142,171	118,880	109,678	114,173	118,779
School 21	101,267	243,608	205,667	186,347	155,820	143,759	149,649	170,904
School 24	75,281	181,096	152,891	138,529	115,835	106,869	111,248	144,141
School 25	73,557	176,949	149,389	135,356	113,183	104,422	108,700	108,054
School 1 & 26	98,248	236,345	199,535	180,792	151,175	139,473	145,188	117,857
School 26 Trailers****	791			1,456	1,217	1,123	1,169	18,318
School 27	82,469	198,387	167,489	151,756	126,896	117,073	121,870	148,611
School 27 Trailers****	791			1,456	1,217	1,123	1,169	6,109
School 28	100,770	242,412	204,657	185,433	155,055	143,053	148,915	149,313
School 29	25,992	62,526	52,788	47,829	39,994	36,898	35,466	34,319
Martin Luther King	106,835	257,002	216,975	196,593	164,388	151,663	157,878	153,247
East Side HS/Bauerlie Field	290,489	698,799	589,964	534,545	446,977	412,379	429,276	410,261
East Side Trailers	9,680			17,813	14,895	13,742	14,305	15,272
JF Kennedy HS	324,244	780,000	658,518	596,660	498,916	460,298	479,158	458,543
JFK Trailers	7,744			14,250	11,916	10,993	11,444	12,218
Rosa Parks HS	49,317	118,637	100,160	90,751	75,884	70,011	72,879	67,130
Roberto Clemente	40,193	96,688	81,629	73,961	61,845	57,058	59,396	50,045
660 14th Avenue	12,000	28,867	24,371	22,082	18,464	17,035	17,733	20,021
Silk City 2000 Academy - Sage	30,871	74,263	62,697	56,807	47,501	43,825	45,620	44,491
The Mall	20,000	48,112	40,619	36,803	30,774	28,392	86,460	83,663
137 Ellison	30,000	72,168	60,928	55,205	46,161	42,588	38,392	37,151
Academy of the Performing Arts	25,000	60,140	50,773	46,004	38,468	35,490	36,944	20,363
Norman S. Weir	55,212	132,818	112,132	101,599	84,955	78,379	81,591	97,156
Temple Emanuel/Urban Leadership	13,438	32,326	27,292	24,728	20,677	19,077		
Clinton Street	12,465	29,986	25,316	22,938		17,695	18,420	
Academy for Urban Leadership	6,700	16,118	13,607	12,329	10,309	9,511	9,901	9,581
Dale Avenue	54,070	130,071	109,813	99,497	83,198	76,758	79,903	87,943
Edward Kilpatrick #33	57,715	138,839	117,215	106,205	88,806	81,932	85,290	75,112
Alexander Hamilton	43,660	105,028	88,671	80,341	67,180	61,980	64,519	90,946
Department of Facilities (Warehouse)	55,000	132,308	111,701	101,209	84,629	78,078	82,053	79,399
Colt Street	5,100	12,269	10,358	9,385	7,847	7,240		
Early Childhood Trailers	13,728			25,262	21,123	19,488	20,287	
Superintendent Office	7,130		14,481	13,120	10,971	10,122	42,486	41,742
Board of Education Office	23,716	57,051	48,166	43,641	36,492	33,667	35,047	34,937

PATERSON PUBLIC SCHOOLS
GENERAL FUND
SCHEDULE OF REQUIRED MAINTENANCE FOR SCHOOL FACILITIES
LAST SIX FISCAL YEARS
(Unaudited)

School Facilities	SQ Footage	2003	2004	2005	2006	2007	2008	2009
Gorney & Gorney	3,000	\$ 7,217	\$ 6,093	\$ 5,520		\$ 4,259		
Don Bosco	110,000	264,616	223,403	202,417	\$ 169,258	156,156	\$ 162,555	91,004
Rutland	9,604	23,103	19,505	17,673	14,778	13,634	14,193	14,833
Young Parent Program (133 Ellison)	6,000	14,434	12,186	11,041	9,232	8,518	11,126	10,767
Great Falls Academy (Alabama Ave.)	12,750	30,671	25,894	23,462	19,619	18,100	18,842	
Boys and Girls Club	15,000		30,464	27,602	23,081	21,294	34,738	33,614
Garrett Morgan Academy	12,000		24,371	22,082	18,464	17,035	17,733	17,160
Hinchliffe Stadium	15,168	36,488	30,805	27,912	23,339	21,533	22,415	21,690
John Raad	4,800	11,547	9,748	8,833		6,814		
Ward Street	6,600	15,877	13,404	12,145	10,155	9,369	9,753	9,438
Panther Academy	28,000		56,866	51,524	43,084	39,749	41,378	82,202
The New Roberto Clemente	115,450				177,644	163,893	170,609	178,509
Boris Kroll Sports/Business Acad.**	12,500	-	25,387	23,002	19,234	17,745	28,817	27,884
408 Grand St.	1,250						1,846	1,717
St. Anthony's-Urban Leadership	20,500	-	-	-	-	-	30,292	29,314
New International High School (2008)		-	-	-	-	-	-	173,434
Total School Facilities		\$ 7,891,945	\$ 6,814,373	\$ 6,258,170	\$ 5,379,428	\$ 4,991,801	\$ 5,295,479	\$ 5,592,614

* School facilities as defined under EFCFA (N.J.A.C. 6A:26-1.2 and N.J.A.C. 6:24-1.3)
 ** Boris Kroll did not appear on 2004 or 2005 reports in error.
 *** JFK & ESH trailers did not appear on 2005 report in error.
 **** School 26 & School 27 trailers did not appear on 2004 or 2005 reports in error.

Source: District Records

**PATERSON PUBLIC SCHOOLS
INSURANCE SCHEDULE**

JUNE 30, 2009

(unaudited)

	<u>Coverage</u>	<u>Deductible</u>
Property Special/Replacement Cost		
Blanket Building, personal property	\$ 5,000,000,000	50,000
Boiler & Machinery	500,000	
Business Income	2,000,000	
Music Instr.	485,100	5000
Va. Papers	5,000,000	
EDP	25,000,000	
Extra Expense	Included in BI	
Earth/Quake	25,000,000	50,000
Flood	25000000/5,000,000	500,000/50,000
Bonds		
Anthony Zambrano	1,405,000	
Betty Shabazz	1,405,000	
Dr. Donnie W. Evans	85,000	
General Liability Package		
Auto & General Liability Aggregate	20,000,000	
Auto & General Liability Per Occurance SIR \$250,000	10,000,000	
Crime Employee Dishonesty		
Forgery & Alteration	100,000	
TDD Inside/Outside	25,000	
Auto Liability CSL Garage Keepers		
Physical Damage Deductible	2,500	
Workers Comp.		
SIR \$350,000	Statutory	
School Board Legal Liab. Aggr.	5,000,000	50k/25k

Source: District Records

SINGLE AUDIT

LERCH, VINCI & HIGGINS, LLP

EXHIBIT K-1

CERTIFIED PUBLIC ACCOUNTANTS
REGISTERED MUNICIPAL ACCOUNTANTS

17 - 17 ROUTE 208
FAIR LAWN, NJ 07410
TELEPHONE (201) 791-7100
FACSIMILE (201) 791-3035
WWW.LVHCPA.COM

DIETER P. LERCH, CPA, RMA, PSA
GARY J. VINCI, CPA, RMA, PSA
GARY W. HIGGINS, CPA, RMA, PSA
JEFFREY C. BLISS, CPA, RMA, PSA
PAUL J. LERCH, CPA, RMA, PSA
DONNA L. JAPHET, CPA, PSA
JULIUS B. CONSONI, CPA, PSA

ELIZABETH A. SHICK, CPA, RMA, PSA
ANDREW PARENTE, CPA, RMA, PSA
ROBERT W. HAAG, CPA, PSA
DEBORAH KOZAK, CPA, PSA
DEBRA GOLLE, CPA
CINDY JANACEK, CPA, RMA
RALPH M. PICONE, CPA, RMA, PSA

REPORT ON INTERNAL CONTROL OVER FINANCIAL REPORTING AND ON COMPLIANCE AND OTHER MATTERS BASED ON AN AUDIT OF FINANCIAL STATEMENTS PERFORMED IN ACCORDANCE WITH GOVERNMENT AUDITING STANDARDS

Honorable President and Members
of the Board of Trustees
Paterson Public Schools
Paterson, New Jersey

We have audited the financial statements of the governmental activities, the business-type activities, each major fund, and the aggregate remaining fund information of the Paterson Public Schools as of and for the fiscal year ended June 30, 2009, which collectively comprise the Paterson Public Schools' basic financial statements and have issued our report thereon dated November 5, 2009. We conducted our audit in accordance with auditing standards generally accepted in the United States of America; the standards applicable to financial audits contained in Government Auditing Standards, issued by the Comptroller General of the United States and audit requirements as prescribed by the Division of Finance, Department of Education, State of New Jersey.

Internal Control Over Financial Reporting

In planning and performing our audit, we considered the Paterson Public Schools' internal control over financial reporting as a basis for designing our auditing procedures for the purpose of expressing our opinion on the financial statements, but not for the purpose of expressing an opinion on the effectiveness of the Paterson Public Schools' internal control over financial reporting. Accordingly, we do not express an opinion on the effectiveness of the Paterson Public Schools' internal control over financial reporting.

Our consideration of internal control over financial reporting was for the limited purpose described in the preceding paragraph and would not necessarily identify all deficiencies in internal control over financial reporting that might be significant deficiencies or material weaknesses. However, as discussed below, we identified certain deficiencies in internal control over financial reporting that we consider to be significant deficiencies.

A control deficiency exists when the design or operation of a control does not allow management or employees, in the normal course of performing their assigned functions, to prevent or detect misstatements on a timely basis. A significant deficiency is a control deficiency, or combination of control deficiencies, that adversely affects the Paterson Public Schools' ability to initiate, authorize, record, process, or report financial data reliably in accordance with the accounting principles generally accepted in the United States of America such that there is more than a remote likelihood that a misstatement of the Paterson Public Schools' financial statements that is more than inconsequential will not be prevented or detected by the Paterson Public Schools' internal control. We consider the deficiencies described in the accompanying schedule of findings and questioned costs as items 2009-1 through 2009-4 to be significant deficiencies in internal control over financial reporting.

A material weakness is a significant deficiency, or combination of significant deficiencies, that results in more than a remote likelihood that a material misstatement of the financial statements will not be prevented or detected by the Paterson Public Schools' internal control.

Our consideration of internal control over financial reporting was for the limited purpose described in the first paragraph of this section and would not necessarily identify all deficiencies in internal control that might be significant deficiencies and accordingly, would not necessarily disclose all significant deficiencies that are also considered to be material weaknesses. However, of the significant deficiencies described above, we considered items 2009-1 and 2009-4 to be material weaknesses.

Compliance and Other Matters

As part of obtaining reasonable assurance about whether the Paterson Public Schools' financial statements are free of material misstatement, we performed tests of its compliance with certain provisions of laws, regulations, contracts and grant agreements, noncompliance with which could have a direct and material effect on the determination of financial statement amounts. However, providing an opinion on compliance with those provisions was not an objective of our audit and, accordingly, we do not express such an opinion. The results of our tests disclosed instances of noncompliance or other matters that are required to be reported under Government Auditing Standards and audit requirements as prescribed by Division of Finance, Department of Education, State of New Jersey and which are described in the accompanying schedule of findings and questioned costs as items 2009-1 through 2009-4.

We also noted certain matters that we reported to management of the Paterson Public Schools in a separate report entitled, Auditors' Management Report on Administrative Findings – Financial, Compliance and Performance" dated November 5, 2009.

Paterson Public Schools' response to the findings identified in our audit are described in the accompanying schedule of findings and questioned costs. We did not audit Paterson Public Schools' response and, accordingly, we express no opinion on it.


This report is intended solely for the information and use of the Board of Trustees, management, the New Jersey State Department of Education and other federal and state awarding agencies and pass-through entities and is not intended to be and should not be used by anyone other than these specified parties.

Lerch, Vinci & Higgins, LLP

LERCH, VINCI & HIGGINS, LLP

Certified Public Accountants

Public School Accountants



Jeffrey C. Bliss

Public School Accountant

PSA Number CS00932

Fair Lawn, New Jersey
November 5, 2009

LERCH, VINCI & HIGGINS, LLP

EXHIBIT K-2

CERTIFIED PUBLIC ACCOUNTANTS
REGISTERED MUNICIPAL ACCOUNTANTS

17 - 17 ROUTE 208
FAIR LAWN, NJ 07410
TELEPHONE (201) 791-7100
FACSIMILE (201) 791-3035
WWW.LVHCPA.COM

DIETER P. LERCH, CPA, RMA, PSA
GARY J. VINCI, CPA, RMA, PSA
GARY W. HIGGINS, CPA, RMA, PSA
JEFFREY C. BLISS, CPA, RMA, PSA
PAUL J. LERCH, CPA, RMA, PSA
DONNA L. JAPHET, CPA, PSA
JULIUS B. CONSONI, CPA, PSA

ELIZABETH A. SHICK, CPA, RMA, PSA
ANDREW PARENTE, CPA, RMA, PSA
ROBERT W. HAAG, CPA, PSA
DEBORAH KOZAK, CPA, PSA
DEBRA GOLLE, CPA
CINDY JANACEK, CPA, RMA
RALPH M. PICONE, CPA, RMA, PSA

REPORT ON COMPLIANCE WITH REQUIREMENTS APPLICABLE TO EACH MAJOR PROGRAM AND ON INTERNAL CONTROL OVER COMPLIANCE IN ACCORDANCE WITH OMB CIRCULAR A-133 AND NEW JERSEY OMB CIRCULAR 04-04

Honorable President and Members
of the Board of Trustees
Paterson Public Schools
Paterson, New Jersey

Compliance

We have audited the compliance of the Paterson Public Schools with the types of compliance requirements described in the "U.S. Office of Management and Budget (OMB) Circular A-133 Compliance Supplement" and the "New Jersey State Aid/Grant Compliance Supplement" that are applicable to each of its major federal and state programs for the fiscal year ended June 30, 2009. Paterson Public Schools' major federal and state programs are identified in the summary of auditor's results section of the accompanying schedule of findings and questioned costs. Compliance with the requirement of laws, regulations, contracts and grants applicable to each of its major federal and state programs is the responsibility of the Paterson Public Schools' management. Our responsibility is to express an opinion on Paterson Public Schools' compliance based on our audit.

We conducted our audit of compliance in accordance with auditing standards generally accepted in the United States of America; the standards applicable to financial audits contained in Government Auditing Standards, issued by the Comptroller General of the United States; audit requirements as prescribed by the Division of Finance, Department of Education, State of New Jersey; OMB Circular A-133, "Audits of States, Local Governments, and Non-Profit Organizations" and New Jersey OMB Circular 04-04, "Single Audit Policy for Recipients of Federal Grants, State Grants and State Aid". Those standards and circulars require that we plan and perform the audit to obtain reasonable assurance about whether noncompliance with the types of compliance requirements referred to above that could have a direct and material effect on a major federal or state program occurred. An audit includes examining, on a test basis, evidence about Paterson Public Schools' compliance with those requirements and performing such other procedures, as we considered necessary in the circumstances. We believe that our audit provides a reasonable basis for our opinion. Our audit does not provide a legal determination on Paterson Public Schools' compliance with those requirements.

In our opinion, Paterson Public Schools complied, in all material respects, with the requirements referred to above that are applicable to each of its major federal and state programs for the fiscal year ended June 30, 2009. However, the results of our auditing procedures disclosed instances of noncompliance with those requirements which are required to be reported in accordance with OMB Circular A-133 and New Jersey OMB Circular 04-04 and which are described in the accompanying schedule of findings and questioned costs as items 2009-5 through 2009-7.

Internal Control Over Compliance

The management of Paterson Public Schools is responsible for establishing and maintaining effective internal control over compliance with the requirements of laws, regulations, contracts and grants applicable to federal and state programs. In planning and performing our audit, we considered Paterson Public Schools' internal control over compliance with requirements that could have a direct and material effect on a major federal or state program in order to determine our auditing procedures for the purpose of expressing our opinion on compliance but not for the purpose of expressing an opinion on the effectiveness of internal control over compliance. Accordingly, we do not express an opinion on the effectiveness of the District's internal control over compliance.

Our consideration of internal control over compliance was for the limited purpose described in the preceding paragraph and would not necessarily identify all deficiencies in the District's internal control that might be significant deficiencies or material weaknesses as defined below. However, as discussed below, we identified certain deficiencies in internal control over compliance that we consider to be significant deficiencies.


A control deficiency in the District's internal control over compliance exists when the design or operation of a control does not allow management or employees, in the normal course of performing their assigned functions, to prevent or detect noncompliance with a type of compliance requirement of a federal or state program on a timely basis. A significant deficiency is a control deficiency, or combination of control deficiencies, that adversely affects the District's ability to administer a federal or state program such that there is more than a remote likelihood that noncompliance with a type of compliance requirement of a federal or state program that is more than inconsequential will not be prevented or detected by the District's internal control. We consider the deficiencies in internal control over compliance described in the accompanying schedule of findings and questioned costs as items 2009-6 and 2009-7 to be significant deficiencies.

A material weakness is a significant deficiency, or combination of significant deficiencies, that results in more than a remote likelihood that material noncompliance with a type of compliance requirement of a federal or state program will not be prevented or detected by the District's internal control. We did not consider any of the deficiencies described in the accompanying schedule of findings and questioned costs to be material weaknesses.

The Paterson Public Schools' response to the findings identified in our audit are described in the accompanying schedule of findings and questioned costs. We did not audit the Paterson Public Schools' response and, accordingly, we express no opinion on it.

This report is intended solely for the information and use of the Board of Trustees, management, the New Jersey State Department of Education and other federal and state awarding agencies and pass-through entities and is not intended to be and should not be used by anyone other than these specified parties.

Lerch, Vinci & Higgins, LLP
 LERCH, VINCI & HIGGINS, LLP
 Certified Public Accountants
 Public School Accountants


 Jeffrey C. Bliss
 Public School Accountant
 PSA Number CS00932

Fair Lawn, New Jersey
 November 5, 2009

**Paterson Public Schools
Schedule of Expenditures of Federal Awards
for the Fiscal Year ended June 30, 2009**

SCHEDULE A
Exhibit K-3

Federal Grantor/Pass-Through Grantor/ Program Title	Federal CFDA Number	Grant or State Project Number	Program or Award Amount	Grant Period		Balance at June 30, 2008	Carryover/ (Walkover) Amount	Cash Received	Budgetary Expenditures	Adjustments	Repayment of Prior Years' Balances	Balance at June 30, 2009			
				From	To							Accounts Receivable	Deferred Revenue	Due to Grantor	
U.S. Department of Education															
General Fund:															
Special Education Medicaid Dreimbursement	93.778	N/A		7/1/08	6/30/09			\$977,926	(\$1,056,632)			\$	(78,706)		
Special Education Medicaid Dreimbursement	93.778	N/A	630,909	7/1/07	6/30/08	(\$75,612)		75,612							
Total General Fund						(75,612)		1,053,538	(1,056,632)				(78,706)		
U.S. Department of Education															
Passed-through State Department of Education															
Special Revenue Fund:															
Title I, Part A	84.010	NCLB401009	15,265,152	9/1/08	8/31/09		\$204,403	9,583,359	(13,752,163)				(3,964,401)		
Title I, Part A	84.010	NCLB_401008	13,339,598	9/1/07	8/31/08	1,330,305	(204,403)		(1,280,148)	\$154,246 A					
Title I, SIA	84.010	NCLB401009	857,815	9/1/08	8/31/09			129,750						\$129,750	
Title I, SIA	84.010	NCLB401008	1,038,619	9/1/07	8/31/08	(833,968)	(129,750)	1,038,619	(79,763)	4,862 A					
Title I, SIA Part G	84.010	SIA401009	1,000,000	9/1/08	8/31/09			27,629	(580,136)				(552,507)		
Title I, SIA Part G	84.010	SIA401008	331,000	3/1/08	8/31/08	(128,477)	(27,629)	331,000	(202,718)	27,824 A					
Title 11, Part A	84.349	NCLB401009	2,702,360	9/1/08	8/31/09			1,713,623	(2,304,857)				(591,234)		
Title 11, Part A	84.349	NCLB401008	2,666,350	9/1/07	8/31/08	45,482			(112,967)	67,485 A					
Title 11, Part D	84.318	NCLB401009	126,867	9/1/08	8/31/09		10,208	60,011	(81,091)				(10,872)		
Title 11, Part D	84.318	NCLB401008	89,804	9/1/07	8/31/08	10,208	(10,208)								
Title 111, Part A	84.365	NCLB401009	1,120,693	9/1/08	8/31/09			25,814	(715,623)				(147,108)		
Title 111, Part A	84.365	NCLB401008	1,335,811	9/1/07	8/31/08	66,423	(25,814)	542,701	(40,609)						
Title 111 NJ Refugee	93.576	NCLB401006	95,826	7/1/05	6/30/06	7,905						(\$7,905)			
Title IV	84.358	NCLB401009	220,939	9/1/08	8/31/09		15,435	130,758	(187,979)				(41,786)		
Title IV	84.358	NCLB401008	297,430	9/1/07	8/31/08	29,152	(15,435)		(13,811)	94 A					
Title V	84.298	NCLB401008	83,998	9/1/08	8/31/09		26,118							26,118	
Title V	84.298	NCLB401008	83,998	9/1/07	8/31/08	30,691	(26,118)		(4,573)						
IDEA Part B, Basic	84.027	IDEA401009	6,403,124	9/1/08	8/31/09		445,675	2,051,263	(3,825,611)				(1,328,673)		
IDEA Part B, Basic	84.027	IDEA401008	6,414,551	9/1/07	8/31/08	1,357,568	(445,675)		(930,147)	18,254 A					
IDEA Part B, Basic, Carryover	84.027	IDEA401007	6,173,793	9/1/05	8/31/06		817		(4,396)	3,579 A					
IDEA, Preschool	84.173	IDEA401009	177,682	9/1/08	8/31/09		12,653	111,790	(155,655)	116 A			(31,096)		
IDEA, Preschool	84.173	IDEA401008	195,264	9/1/07	8/31/08	43,117	(12,653)		(29,437)			(\$1,027)			
Adult Education Basic Skills	84.002	N/A	602,000	7/1/08	6/30/09			476,290	(590,416)				(114,126)		
Adult Education Basic Skills	84.002	N/A	597,800	7/1/07	6/30/08	(77,455)		77,455							
Adult Ed-GED Testing	84.002	N/A	23,000	7/1/07	6/30/08		510		(8,700)						
The PEP 21 Project:Paterson Educational	84.287A	N/A	939,998	6/1/03	5/31/04	12,176						(12,176)			
Carl D. Perkins Vac. Educ. Act	84.243A	PERK601009	196,208	7/1/08	6/30/09				(190,749)				(190,749)		
Carl D. Perkins Vac. Educ. Act	84.243A	PERK601008	246,424	7/1/07	6/30/08	19,252				1,061 A		(19,252)		\$1,061	
Carl D. Perkins Vac. Educ. Act	84.243A	PERK601007	215,098	7/1/06	6/30/07		1,837					(1,837)			
Paterson Comm.After School Learning Center	84.287C	00-034-5060-075-H4C	490,205	7/1/08	6/30/09			427,800	(473,365)	2,248 A			(43,317)		
Paterson Comm.After School Learning Center	84.287C	100-034-5060-075	534,567	7/1/07	6/30/08	(47,012)									
Quality Intensive Early Literacy Spec. Ed.	84.027A	N/A	182,784	7/1/08	6/30/09			159,175	(169,759)				(10,584)		
Quality Intensive Early Literacy Spec. Ed.	84.027A	N/A	182,860	7/1/07	6/30/08	(21,648)		21,648							
Alexander Hamilton Fellowship	84.215X	N/A	332,816	9/1/05	9/30/08	(143,984)				314 A			(66,766)		
Career & Technical Education	84.243	N/A	97,359	7/1/08	6/30/09			55,233	(67,559)				(12,326)		
Career & Technical Education	84.243	N/A	72,783	7/1/07	6/30/08	(66,982)									
Improving Literacy Through Libraries	84.000	N/A	89,357	10/1/03	9/30/04	1,645						(1,645)			
Garrett A. M organ Technology (GAMTTEP)	20.200	DTFH61-08-G-0001S	93,812	9/1/08	8/31/09			93,812	(93,812)						
Garrett A. M organ Technology (GAMTTEP)	20.200	DTFH61-07-G-0001S	100,000	9/1/07	8/31/08	(63,397)		36,167					(27,230)		
Sub-total U.S. Department of Education						1,574,165		17,220,043	(26,006,295)	280,083	(43,842)		(7,132,775)	155,868	1,061

The accompanying Notes to Schedules of Expenditures of Awards and Financial Assistance are an integral part of this schedule.

**Paterson Public Schools
Schedule of Expenditures of Federal Awards
for the Fiscal Year ended June 30, 2009**

SCHEDULE A
Exhibit K-3

Federal Grantor/Pass-Through Grantor/ Program Title	Federal CFDA Number	Grant or State Project Number	Program or Award Amount	Grant Period		Balance at June 30, 2008	Carryover/ (Walkover) Amount	Cash Received	Budgetary Expenditures	Adjustments	Repayment of Prior Years' Balances	Balance at June 30, 2009		
				From	To							Accounts Receivable	Deferred Revenue	Due to Grantor
U.S. Department of Labor														
Passed-through State Department of Education														
Special Revenue Fund:														
New Jersey Youth Corps	17.245.50	N/A	225,124	7/1/08	6/30/09			\$153,789	(\$222,343)				(\$68,554)	
New Jersey Youth Corps	17.245.50	N/A	214,459	7/1/07	6/30/08	(\$49,571)		49,571						
New Jersey Youth Corps	17.246.50	N/A	308,927	7/1/05	6/30/06	279				(\$279)				
Access-Collab-Eqity Plus ACE+		N/A	100,000	9/1/04	7/3/05	1,312				(1,312)				
Sub-Total U.S. Dept of Labor						(47,980)		203,360	(222,343)		(1,591)		(68,554)	
Total Special Revenue Fund						1,526,185		17,423,403	(26,228,638)	\$280,083	(45,433)		(7,201,329)	\$155,868
														\$1,061
U.S. Department of Agriculture														
Passed-through State Department of Education														
Enterprise Fund:														
After School Snack Program	10.550	N/A	159,773	7/1/07	6/30/08	(21,433)		21,433						
After School Snack Program	10.550	N/A	251,929	7/1/08	6/30/09			221,682	(251,929)				(30,247)	
Summer Food Program	10.559	N/A	584,479	7/1/08	6/30/09			584,479	(584,479)					
School Breakfast Program	10.553	N/A	1,709,946	7/1/07	6/30/08	(372,619)		372,619						
School Breakfast Program	10.553	N/A	1,762,858	7/1/08	6/30/09			1,381,624	(1,762,858)				(381,234)	
National School Lunch Program	10.555													
Cash Assistance		N/A	7,133,901	7/1/07	6/30/08	(1,508,128)		1,508,128						
Cash Assistance		N/A	8,216,429	7/1/08	6/30/09			5,980,837	(7,581,224)				(1,600,387)	
Non Cash Assistance		N/A	735,980	7/1/07	6/30/08	3,385			(3,385)					
Non Cash Assistance		N/A	635,205	7/1/08	6/30/09			635,536	(631,820)				3,716	
Total Enterprise Fund						(1,898,795)		10,706,338	(10,815,695)				(2,011,868)	3,716
Sub-Total Federal Financial Awards						\$ (448,222)	\$ -	\$ 29,183,279	\$ (38,100,965)	\$ 280,083	\$ (45,433)	\$ (9,291,903)	\$ 159,584	\$ 1,061

A Cancellation of Prior Year Encumbrances and Accounts Payable

Paterson Public Schools
Schedule of Expenditures of State Financial Assistance
for the Fiscal Year ended June 30, 2009

State Grantor/Program Title	Grant or State Project Number	Program or Award Amount	Grant Period		Balance at June 30, 2008		Carryover/ (Walkover) Amount	Cash Received	Budgetary Expenditures	Adjustments/ Repayment of Prior Years' Balances	Balance at June 30, 2009			MEMO		
			From	To	Deferred Revenue (Accts Receivable)	Due to Grantor					(Accounts Receivable)	Deferred Revenue/ Interfund Payable	Due to Grantor	GAAP Receivable	Cumulative Total Expenditures	
State Department of Education																
General Fund:																
Core Curriculum Standard Aid	08-100-034-5120-339	\$155,240,299	7/1/07	6/30/08	(\$7,629,734)			\$7,629,734								
Equalization Aid	09-495-034-5120-078	315,955,549	7/1/08	6/30/09				285,098,361	(\$315,955,549)			(\$30,857,188)				\$315,955,549
Supplemental Core Curriculum State Aid	08-495-034-5120-023	16,980,835	7/1/07	6/30/08	(834,572)			834,572								
Security Aid	09-495-034-5120-084	9,616,794	7/1/08	6/30/09				8,677,588	(9,616,794)			(\$939,206)				9,616,794
Special Education Aid	09-495-034-5120-089	13,122,932	7/1/08	6/30/09				11,841,306	(13,122,932)			(\$1,281,626)				13,122,932
Special Education Aid	08-495-034-5120-011	18,027,166	7/1/07	6/30/08	(885,997)			885,997								
Transportation Aid	09-495-034-5120-014	2,886,325	7/1/08	6/30/09				2,604,438	(2,886,325)			(\$281,887)				2,886,325
Transportation Aid	08-495-034-5120-014	5,339,317	7/1/07	6/30/08	(262,416)			262,416								
Bilingual Education Aid	08-495-034-5120-008	4,004,664	7/1/07	6/30/08	(196,821)			196,821								
Adult & Post Grad Aid	09-495-034-5120-039	1,155,060	7/1/08	6/30/09				1,042,253	(1,155,060)			(\$112,807)				1,155,060
Consolidated Aid/Adult/PG	08-495-034-5120-039	388,408	7/1/07	6/30/08	(19,089)			19,089								
Consolidated Aid	08-495-034-5120-057	2,725,720	7/1/07	6/30/08	(133,963)			133,963								
Adjustment Aid	43,417,538	7/1/08	6/30/09					41,479,709	(43,417,538)			(\$1,937,829)				43,417,538
Education Opportunity Aid	08-495-034-5120-049	153,262,836	7/07/07	6/30/08	(7,532,546)			7,532,546								
New School Aid		1,395,000	7/1/08	6/30/09				1,395,000	(1,395,000)							1,395,000
Demonstrably Effective Program Aid	08-495-034-5064-002	11,646,627	7/07/07	6/30/08	21,298								\$21,298			
Internal Audit State Aid Reimbursement	09-495-034-5120-028	226,975	7/1/08	6/30/09				180,874	(226,975)			(\$46,101)			\$46,101	226,975
Internal Audit State Aid Reimbursement	08-495-034-5120-028	154,712	7/1/07	6/30/08	(154,712)			154,712								
Non Public Transportation Reimb. Aid	N/A	136,609	7/1/08	6/30/09					(136,609)			(\$136,609)			136,609	136,609
Non Public Transportation Reimb. Aid	N/A	114,621	7/1/07	6/30/08	(114,621)			114,621								
Extraordinary Aid	09-100-034-5120-473	3,880,553	7/1/08	6/30/09					(3,880,553)			(\$3,880,553)				3,880,553
Extraordinary Aid	08-100-034-5120-473	1,151,561	7/1/07	6/30/08	(1,151,561)			1,151,561								
On Behalf TPAF Pension Contributions	09-495-034-5095-006	705,196	7/1/08	6/30/09				705,196	(705,196)							705,196
On Behalf TPAF Postretirement Contributions	09-495-034-5095-001	13,453,365	7/1/08	6/30/09				13,453,365	(13,453,365)							13,453,365
Reimbursed TPAF Social Security Contributions	09-495-034-5095-004	14,749,591	7/1/08	6/30/09				13,284,141	(14,749,591)			(\$1,465,450)			\$1,465,450	14,749,591
Reimbursed TPAF Social Security Contributions	08-495-034-5095-002	15,146,855	7/1/07	6/30/08	(1,504,683)			1,504,683								
Total General Fund					(20,399,417)			400,182,946	(420,701,487)			(40,939,256)	21,298		1,648,160	420,701,487
Special Revenue Fund:																
Demonstrably Effective Program Aid	08-495-034-5064-002	11,646,627	7/1/07	6/30/08	(582,331)			582,331								
Preschool Education Aid	09-495-034-5120-086	43,587,267	7/1/08	6/30/09				39,228,540	(43,587,267)			(\$4,358,727)	5,661,834			43,510,774
Early Childhood Program Aid	08-495-034-5120-025	21,130,663	7/1/07	6/30/08	2,331,636			1,056,533	(3,388,169)							
N.J. Nonpublic Aid:																
Textbook Aid	09-100-034-5120-064	100,882	7/1/08	6/30/09				100,882	(91,702)				\$9,180			91,702
Textbook Aid	08-100-034-5120-064	99,764	7/1/07	6/30/08								(2,468)				
Auxiliary Services:																
Compensatory Education	09-100-034-5120-067	1,386,495	7/1/08	6/30/09				1,386,495	(810,036)				\$576,459			810,036
Compensatory Education	08-100-034-5120-067	1,634,332	7/1/07	6/30/08			611,789					(611,789)				
English as a Second Language	09-100-034-5120-067	232,435	7/1/08	6/30/09				232,435	(180,548)				51,887			180,548
English as a Second Language	08-100-034-5120-067	294,350	7/1/07	6/30/08			107,285					(107,285)				
Transportation	09-100-034-5120-068	297,300	7/1/08	6/30/09				297,300	(297,300)							297,300
Technology Initiative	09-100-034-5120-373	70,560	7/1/08	6/30/09				70,560	(62,974)				7,586			62,974
Technology Initiative	08-100-034-5120-373	71,400	7/1/07	6/30/08												
Nursing Services Aid	09-100-034-5120-070	136,179	7/1/08	6/30/09				136,179	(136,179)							136,179
Home Instruction	09-100-034-5120-067	10,710	7/1/08	6/30/09					(10,710)			(10,710)			10,710	10,710
Home Instruction	08-100-034-5120-067	6,013	7/1/07	6/30/08	(6,013)			6,013								
Handicapped Services:																
Examination and Classification	09-100-034-5120-066	144,474	7/1/08	6/30/09				144,474	(114,150)				30,324			114,150
Examination and Classification	08-100-034-5120-066	135,935	7/1/07	6/30/08			981					(981)				
Corrective Speech	09-100-034-5120-066	58,590	7/1/08	6/30/09				58,590	(47,058)				11,532			47,058
Corrective Speech	08-100-034-5120-066	59,520	7/1/07	6/30/08			6,882					(6,882)				
Supplemental Instruction	09-100-034-5120-066	142,072	7/1/08	6/30/09				142,072	(103,415)				38,657			103,415
Supplemental Instruction	08-100-034-5120-066	179,242	7/1/07	6/30/08			75,414									

Paterson Public Schools
Schedule of Expenditures of State Financial Assistance
for the Fiscal Year ended June 30, 2009

State Grant/Program Title	Grant or State Project Number	Program or Award Amount	Grant Period		Balance at June 30, 2008					Adjustment/ Repayment of Prior Years' Balances	Balance at June 30, 2009			MEMO			
			From	To	Deferred Revenue (Accts Receivable)	Due to Grantor	Carryover/ (Walkover) Amount	Cash Received	Budgetary Expenditures		(Accounts Receivable)	Deferred Revenue/ Interfund Payable	Due to Grantor	GAAP Receivable	Cumulative Total Expenditures		
NJ State Dept. of Labor																	
Family Outreach Project	FW05012	815,486	7/1/08	6/30/09				5735,703	(5763,772)			(528,069)				28,069	763,772
Family Outreach Project	FW08012	292,783	7/1/07	6/30/08	(527,602)			27,602									
MATH-IN-CTE		6,000	8/1/08	6/30/09				2,040	(2,624)			(584)			584		2,624
Character Education	06-495-034-5120-033	70,803	7/1/05	6/30/06	157					52,724 E			52,881				
Supplemental Workforce Fund		148,200	7/1/08	6/30/09				102,957	(142,690)			(39,733)			39,733		142,690
Workforce Learning Link		55,000	7/1/08	6/30/09				35,522	(54,789)			(19,267)			19,267		54,789
Workforce Learning Link		38,033	7/1/07	6/30/08	(32,592)			32,592									
NJ Youth Corps	09-100-034-5062-027	483,671	7/1/08	6/30/09				414,863	(483,074)			(68,211)			68,211		483,074
NJ Youth Corps	08-100-034-5062-027	473,971	7/1/07	6/30/08	(55,353)			55,354		(1)							
NJ Youth Corps	#SMRYEN	73,612	5/1/08	9/30/08				73,612	(62,309)	(11,303)							62,309
NJ Youth Corps		92,371	5/1/09	9/30/09				1,760	(1,266)				494				1,266
GED Testing Center (WIB)	09-999-999-9999-928	31,350	7/1/08	6/30/09				7,195	(31,021)			(23,826)			23,826		31,021
GED Testing Center (WIB)	08-999-999-9999-928	55,000	7/1/07	6/30/08	(13,458)			21,532	(8,074)								8,074
High Schools That Work-Eastside High	06-100-034-5062-032	9,994	6/1/06	5/31/07		\$4				(4)							
High Schools That Work-Eastside High	07-100-034-5062-032-H200	35,000	6/1/07	5/31/08	13,201					(4,570)			8,631				
High Schools That Work-John F. Kennedy	07-100-034-5062-032-H200	35,000	6/1/07	5/31/08	18,534					(9,748)			8,786				
Governor's Initiative on Autism	07-100-034-5065-090-H070	65,749	4/1/07	6/30/08		1,059				(1,059)							
Multimedia Arts Program School # 11		20,000	11/1/04	6/30/05		3				(3)							
Total Special Revenue Fund					1,646,179	805,885		44,953,136	(48,714,465)	3,168,389		(4,549,127)	5,682,626	5725,625	190,400		45,711,465
Debt Service Fund:																	
Debt Service Aid Type II	09-495-034-5120-017	839,939	7/1/08	6/30/09				839,939	(839,939)								839,939
NJ School Development Authority																	
Capital Projects Fund																	
School Construction Grants (On-Behalf)	4010-XXX-XX-XXXX	24,412,246	N/A					24,412,246	(24,412,246)								24,412,246
School Construction Grants (Direct)																	
Dale Ave Intercom System	4010-045-08-OHAB	15,000	N/A					15,000					15,000				
JFK Water Infiltration	4010-039-08-OHAD	15,000	N/A					15,000					15,000				
School #19 Retaining Walls	4010-230-08-OHAG	15,000	N/A					15,000					15,000				
School #21 Courtyard Stormdrain	4010-250-08-OHAE	15,000	N/A					15,000					15,000				
School #27 P.A. System	4010-300-08-OHAF	15,000	N/A					15,000					15,000				
MLK Exterior Doors	4010-312-08-OHAK	15,000	N/A					15,000					15,000				
School #9 Roofing	4010-130-08-OHAN	15,000	N/A					15,000					15,000				
EHIS Water Infiltration	4010-04-09-OIAB	15,000	N/A					15,000					15,000				
Total NJ School Development Authority								24,532,246	(24,412,246)				120,000				24,412,246
State Department of Agriculture																	
Enterprise Fund:																	
School Breakfast Program	09-100-010-3350-021	110,329	7/1/08	6/30/09				86,869	(110,329)			(23,460)			23,460		110,329
School Breakfast Program	08-100-010-3350-021	115,702	7/1/07	6/30/08	(24,664)			24,664									
School Lunch Program	09-100-010-3360-067	300,644	7/1/08	6/30/09				237,612	(300,644)			(63,032)			63,032		300,644
School Lunch Program	08-100-010-3360-067	297,161	7/1/07	6/30/08	(62,259)			62,259									
Total Enterprise Fund					(86,923)			411,404	(410,973)			(86,492)			86,492		410,973
Total State Financial Assistance					\$ (18,840,161)	\$ 805,885	\$ -	\$ 470,919,671	\$ (495,079,110)	\$ 3,168,389		\$ (45,574,875)	\$ 5,823,924	\$ 725,625	\$ 1,925,052		\$ 495,079,110
Less:																	
On Behalf Assistance Not Included in Single Audit and Major Program Determination																	
TPAF Pension Contributions								(705,198)	705,196								(5705,196)
TPAF Postretirement Contributions								(13,453,385)	13,453,385								(13,453,385)
SDA-School Construction Grants								(24,412,246)	24,412,246								(1,387,452)
Total State Financial Assistance Subject to Single Audit and Major Program Determination Calculation					\$ (18,840,161)	\$ 805,885	\$ -	\$ 432,348,064	\$ (456,508,303)	\$ 3,168,389		\$ (45,574,875)	\$ 5,823,924	\$ 725,625	\$ 1,925,052		\$ 479,533,087

695

**PATERSON PUBLIC SCHOOLS
NOTES TO THE SCHEDULES OF EXPENDITURES OF
FEDERAL AWARDS AND STATE FINANCIAL ASSISTANCE
FOR THE FISCAL YEAR ENDED JUNE 30, 2009**

NOTE 1 GENERAL

The accompanying schedules present the activity of all federal and state financial assistance programs of the Paterson Public Schools. The District is defined in Note 1(A) to the Board's basic financial statements. All federal financial assistance received directly from federal agencies, as well as federal awards and state financial assistance passed through other government agencies is included on the schedule of expenditures of federal awards and state financial assistance.

NOTE 2 BASIS OF ACCOUNTING

The accompanying schedules are presented using the budgetary basis of accounting with the exception of programs recorded in the food service fund, which are presented using the accrual basis of accounting. These bases of accounting are described in Notes 1(C) to the District's basic financial statements.

NOTE 3 RELATIONSHIP TO BASIC FINANCIAL STATEMENTS

The basic financial statements present the general fund and special revenue fund on a GAAP basis. Budgetary comparison statements or schedules (RSI) are presented for the general fund and special revenue fund to demonstrate finance-related legal compliance in which certain revenue is permitted by law or grant agreement to be recognized in the audit year, whereas for GAAP reporting, revenue is not recognized until the subsequent year or when expenditures have been made.

The general fund is presented in the accompanying schedules on a modified accrual basis with the exception of the revenue recognition of the deferred state aid payments in the current budget year, which is mandated pursuant to N.J.S.A. 18A:22-44.2. For GAAP purposes, those payments are not recognized until the subsequent year due to the state deferral and recording of certain state aid payments in the subsequent year. The special revenue fund is presented in the accompanying schedules on the grant accounting budgetary basis which recognizes encumbrances as expenditures and also recognizes the related revenues, which may include the deferred state aid payments, whereas the GAAP basis does not. The special revenue fund also recognizes the last state aid payment in the current budget year, consistent with N.J.S.A. 18A:22-44.2.

The net adjustment to reconcile from the budgetary basis to the GAAP basis is a reduction of \$20,644,397 in the general fund and an increase of \$3,607,083 for the special revenue fund. See the Notes to Required Supplementary Information for a reconciliation of the budgetary basis to the modified accrual basis of accounting for the general and special revenue funds. Awards and financial assistance revenues are reported in the District's basic financial statements on a GAAP basis as follows:

	<u>Federal</u>	<u>State</u>	<u>Total</u>
General Fund	\$ 1,056,632	\$ 400,057,090	\$ 401,113,722
Special Revenue Fund	28,933,360	45,663,139	74,596,499
Capital Projects Fund		24,412,246	24,412,246
Debt Service Fund		839,939	839,939
Food Service Fund	10,815,695	410,973	11,226,668
	<u>10,815,695</u>	<u>410,973</u>	<u>11,226,668</u>
Total Financial Assistance	<u>\$ 40,805,687</u>	<u>\$ 471,383,387</u>	<u>\$ 512,189,074</u>

**PATERSON PUBLIC SCHOOLS
NOTES TO THE SCHEDULES OF EXPENDITURES OF
FEDERAL AWARDS AND STATE FINANCIAL ASSISTANCE
FOR THE FISCAL YEAR ENDED JUNE 30, 2009**

NOTE 4 RELATIONSHIP TO FEDERAL AND STATE FINANCIAL REPORTS

Amounts reported in the accompanying schedules may not necessarily agree with the amounts reported in the related federal and state financial reports due to timing differences between the District's fiscal year and grant program years.

NOTE 5 OTHER INFORMATION

Revenues and expenditures reported under the National School Lunch Program as non-cash assistance represent current year value received and current year distributions, respectively of the Federal Food Distribution Program. TPAF Social Security contributions in the amount of \$14,749,591 represents the amount reimbursed by the State for the employer's share of social security contributions for TPAF members for the year ended June 30, 2009. The amount reported as TPAF Pension System Contributions in the amount of \$705,196 and TPAF Post-Retirement Medical Benefits Contributions in the amount of \$13,453,365 represents the amount paid by the State on behalf of the District for the year ended June 30, 2009. SDA Educational Facilities Construction and Financing Act on-behalf payments totaling \$24,412,246 represent the amounts paid by SDA on behalf of the District for the facility project expenditures of the District for the year ended June 30, 2009.

NOTE 6 ON-BEHALF PROGRAMS NOT SUBJECT TO STATE SINGLE AUDIT

On-behalf State Programs for TPAF Pension and Post-Retirement Medical Benefits Contributions as well as on-behalf School Development Authority Educational Facility Construction and Financing Act Program payments are not subject to a State single audit and, therefore, are excluded from major program determination. The Schedule of State Financial Assistance provides a reconciliation of State financial assistance reported in the District's basic financial statements and the amount subject to State single audit and major program determination.

**PATERSON PUBLIC SCHOOLS
SCHEDULE OF FINDINGS AND QUESTIONED COSTS
FOR THE FISCAL YEAR ENDED JUNE 30, 2009**

Part I – Summary of Auditor’s Results

Financial Statement Section

Type of auditors' report issued:	<u>Unqualified</u>	
Internal control over financial reporting:		
1) Material weakness(es) identified?	<u> X </u> yes	<u> </u> no
2) Were significant deficiency(ies) identified that were not considered to be material weaknesses?	<u> X </u> yes	<u> </u> no
Noncompliance material to the basic financial statements noted?	<u> X </u> yes	<u> </u> none

Federal Awards Section

Internal Control over compliance:		
1) Material weakness(es) identified?	<u> </u> yes	<u> X </u> no
2) Were significant deficiency(ies) identified that were not considered to be material weaknesses?	<u> </u> yes	<u> X </u> no
Type of auditor's report on compliance for major programs:	<u>Unqualified</u>	
Any audit findings disclosed that are required to be reported in accordance with OMB Circular A-133 (section.510(a))?	<u> </u> yes	<u> X </u> none

Identification of major programs:

<u>CFDA Number(s)</u>	<u>Name of Federal Program or Cluster</u>
<u>84.173</u>	<u>IDEA Part B Preschool</u>
<u>84.027</u>	<u>IDEA Part B Basic</u>
<u>84.010</u>	<u>Title I</u>
<u>84.287</u>	<u>21st Century Community Learning Ctr.</u>
<u>10.555</u>	<u>National School Lunch Program</u>
<u>10.553</u>	<u>School Breakfast</u>
<u>10.555</u>	<u>After School Snack</u>
<u>10.559</u>	<u>Summer Food Program</u>

Dollar threshold used to determine Type A Programs	<u>\$ 1,079,000</u>
Auditee qualified as low-risk auditee?	<u> X </u> yes <u> </u> no

**PATERSON PUBLIC SCHOOLS
SCHEDULE OF FINDINGS AND QUESTIONED COSTS
FOR THE FISCAL YEAR ENDED JUNE 30, 2009**

Part 2 – Schedule of Financial Statement Findings

This section identifies the significant deficiencies, material weaknesses, and instances of noncompliance related to the financial statements that are required to be reported in accordance with Chapter 5.18 of *Government Auditing Standards*.

Finding 2009-1:

Our audit of outstanding year end purchase orders revealed the following:

- Prior year open orders in excess of \$1 million were cancelled during the current year.
- Certain purchase orders classified as reserved for encumbrances were deemed invalid.
- Certain purchase orders classified as accounts payable were overstated at year end.

Criteria or specific requirement:

GAAP Technical Systems Manual.

Condition:

Outstanding purchase orders at year end are not properly reviewed to determine their accuracy and validity.

Questioned Costs:

Financial statements were restated for all material items.

Context:

Overstated accounts payable were noted in the General and Special Revenue Funds and were cancelled accordingly. Invalid encumbrances were noted in the General Fund.

Effect:

Accounts Payable and Reserved for Encumbrances were not accurately reported in the District's year end financial records.

Cause:

Unknown.

Recommendation:

Outstanding purchase orders be reviewed at year end to determine their accuracy and validity.

Management's Response:

Management has reviewed this finding and has indicated it will review and revise its procedures to ensure corrective action is taken.

**PATERSON PUBLIC SCHOOLS
SCHEDULE OF FINDINGS AND QUESTIONED COSTS
FOR THE FISCAL YEAR ENDED JUNE 30, 2009**

Part 2 – Schedule of Financial Statement Findings

This section identifies the significant deficiencies, material weaknesses, and instances of noncompliance related to the financial statements that are required to be reported in accordance with Chapter 5.18 of *Government Auditing Standards*.

Finding 2009-2:

Our audit revealed that certain vendors were paid in excess of the contract award amount without proper change order approval in accordance with the Public School Contracts Law.

Criteria or specific requirement:

Public School Contracts Law.

Condition:

Certain vendors were paid in an amount that exceeded the approved not to exceed contract amount. No change orders were approved for these vendors.

Questioned Costs:

None.

Context:

- Contract awarded to Suburban Disposal included an annual maximum of \$250,000, however payments made for 2008/09 totalled \$294,066.
- Contract awarded to Maramont Corporation for \$396,740, however, payments for 2008/09 totalled \$439,850.

Effect:

Payments to vendors exceeded approved contract amounts, resulting in noncompliance with Public Schools Contracts Law.

Cause:

Unknown.

Recommendation:

Payments made to vendors in excess of contract award amounts be supported by an approved change order in accordance with the Public School Contracts Law.

Management's Response:

Management has reviewed this finding and has indicated it will review and revise its procedures to ensure corrective action is taken.

**PATERSON PUBLIC SCHOOLS
SCHEDULE OF FINDINGS AND QUESTIONED COSTS
FOR THE FISCAL YEAR ENDED JUNE 30, 2009**

Part 2 – Schedule of Financial Statement Findings

This section identifies the significant deficiencies, material weaknesses, and instances of noncompliance related to the financial statements that are required to be reported in accordance with Chapter 5.18 of *Government Auditing Standards*.

Finding 2009-3:

Our audit of the District's contract payments revealed the following:

- With respect to the District's contract for security services, a certain rate was charged on vendor invoices for additional services which was not included in the terms of the contract.
- With respect to the District's contract for food purchases, certain per unit item amounts charged on vendor invoices were not in agreement with amounts stated in the contract bid award for the same item.

Criteria or specific requirement:

Contract bid requirements.

Condition:

Per unit prices and hourly labor rates, as stated in the contract, were not always in agreement with amounts charged on vendor invoices. Certain per unit prices and labor rates paid were higher than the per unit price and labor rate approved in the contract bid award.

Questioned Costs:

Unknown.

Context:

Contract with Preferred Meals Systems included per unit prices for numerous food items. Contract with Absolute Security included labor rates for various types of services. Upon review of vendor invoices, certain food items were not always charged for the unit price stated in the contract and a certain labor rate charged for security services was not included in the original contract.

Effect:

Payments were made for per unit and labor rate amounts which were not approved by the Board in the contract bid award.

Cause:

Unknown.

**PATERSON PUBLIC SCHOOLS
SCHEDULE OF FINDINGS AND QUESTIONED COSTS
FOR THE FISCAL YEAR ENDED JUNE 30, 2009**

Part 2 – Schedule of Financial Statement Findings

This section identifies the significant deficiencies, material weaknesses, and instances of noncompliance related to the financial statements that are required to be reported in accordance with Chapter 5.18 of *Government Auditing Standards*.

Finding 2009-3: (Continued)

Recommendation:

Vendor invoices be reviewed to ensure all purchases from bid vendors under per unit and labor rate contract awards are made for the per unit or labor rate stated in the approved bid awards or contracts.

Management's Response:

Management has reviewed this finding and has indicated it will review and revise its procedures to ensure corrective action is taken.

**PATERSON PUBLIC SCHOOLS
SCHEDULE OF FINDINGS AND QUESTIONED COSTS
FOR THE FISCAL YEAR ENDED JUNE 30, 2009**

Part 2 – Schedule of Financial Statement Findings

This section identifies the significant deficiencies, material weaknesses, and instances of noncompliance related to the financial statements that are required to be reported in accordance with Chapter 5.18 of *Government Auditing Standards*.

Finding 2009-4:

Our audit revealed that capital asset additions were not reconciled with expenditures reported in the District's budgetary reporting system. Furthermore, the increase in capital assets from the previous year could not be supported by the capital asset accounting and reporting system. In addition, we noted in excess of \$92 million in construction in progress at year end.

Criteria or specific requirement:

Capital Assets Accounting and Financial Reporting

Condition:

Capital assets increase from the previous year could not be supported. Current year additions were not reconciled to the District's budgetary expenditures for equipment. Numerous on-behalf Schools Development Authority (SDA) project costs remain in construction in progress.

Questioned Costs:

None.

Context:

Capital Assets increased by approximately \$3.5 million from the previous year. The capital asset addition report reflected purchases of only \$379,089. Furthermore, budgetary expenditures in Funds 12, 15 and 20 for equipment totaled approximately \$2.1 million. A reconciliation of this activity was not maintained by the District. Approximately \$92 million of SDA project cost remain in construction in progress at year end.

Effect:

The District's capital asset records do not agree with actual values of District owned assets, as reported in the audit and may not reflect all capital assets placed in service that are subject to depreciation.

Cause:

Unknown.

**PATERSON PUBLIC SCHOOLS
SCHEDULE OF FINDINGS AND QUESTIONED COSTS
FOR THE FISCAL YEAR ENDED JUNE 30, 2009**

Part 2 – Schedule of Financial Statement Findings

This section identifies the significant deficiencies, material weaknesses, and instances of noncompliance related to the financial statements that are required to be reported in accordance with Chapter 5.18 of *Government Auditing Standards*.

Finding 2009-4: (Continued)

Recommendation:

The District reconcile capital asset additions and budgetary expenditures and review the fixed assets report to determine the accuracy and proper classification of capital assets reported.

Management's Response:

Management has reviewed this finding and has indicated it will review and revise its procedures to ensure corrective action is taken.

PATERSON PUBLIC SCHOOLS
SCHEDULE OF FINDINGS AND QUESTIONED COSTS
FOR THE FISCAL YEAR ENDED JUNE 30, 2009

Part 3 – Schedule of Federal and State Award Findings and Questioned Costs

This section identifies the significant deficiencies, material weaknesses, and instances of noncompliance, including questioned costs, related to the audit of major federal and state programs, as required by OMB Circular A-133 and New Jersey OMB's Circular 04-04.

CURRENT YEAR FEDERAL AWARDS

THERE ARE NONE.

**PATERSON PUBLIC SCHOOLS
SCHEDULE OF FINDINGS AND QUESTIONED COSTS
FOR THE FISCAL YEAR ENDED JUNE 30, 2009**

Part 3 – Schedule of Federal and State Award Findings and Questioned Costs

This section identifies the significant deficiencies, material weaknesses, and instances of noncompliance, including questioned costs, related to the audit of major federal and state programs, as required by OMB Circular A-133 and New Jersey OMB's Circular 04-04.

CURRENT YEAR STATE AWARDS

Finding 2009-5

Budget appropriation transfers were made to the School Administration advertised budget line item which exceeded the statutory maximum (10%). Executive County Superintendent approval was not sought and obtained for such transfers.

State program information:

Special Education Aid	09-495-034-5120-089
Equalization Aid	09-495-034-5120-078
Security Aid	09-495-034-5120-084
Adult and Post Graduate Ed. Aid	09-495-034-5120-039
Adjustment Aid	09-495-034-5120-085

Criteria or specific requirement:

NJ Department of Education – Grant Compliance Supplement

Condition:

Transfers to the School Administration advertised budget line item exceeded 10% without County approval.

Questioned Costs:

None.

Context:

Transfers to the School Administration of \$197,193 were made during 2008/09. The maximum allowable transfer into this line item was \$68,271.

Effect:

The District is non compliant with State Aid Grant requirements.

Recommendation:

Budget transfer worksheets be reviewed on a monthly basis to ensure compliance with statutory regulations and Executive County Superintendent approval be sought if maximum amounts are to be exceeded.

Management's Response:

Management has reviewed this finding and has indicated it will review and revise its procedures to ensure corrective action is taken.

**PATERSON PUBLIC SCHOOLS
SCHEDULE OF FINDINGS AND QUESTIONED COSTS
FOR THE FISCAL YEAR ENDED JUNE 30, 2009**

Part 3 – Schedule of Federal and State Award Findings and Questioned Costs

This section identifies the significant deficiencies, material weaknesses, and instances of noncompliance, including questioned costs, related to the audit of major federal and state programs, as required by OMB Circular A-133 and New Jersey OMB's Circular 04-04.

CURRENT YEAR STATE AWARDS (Continued)

Finding 2009-6:

Our audit revealed that certain vendors were paid in excess of the contract award amount without proper change order approval in accordance with the Public School Contracts Law.

Information on the state program

Special Education Aid	09-495-034-5120-089
Equalization Aid	09-495-034-5120-078
Security Aid	09-495-034-5120-084
Adult and Post Graduate Ed. Aid	09-495-034-5120-039
Adjustment Aid	09-495-034-5120-085

Criteria or specific requirement:

NJ Department of Education – Grant Compliance Supplement

Condition:

Certain vendors were paid in an amount that exceeded the approved not to exceed contract amount. No change orders were approved for these vendors.

Questioned Costs:

None.

Context:

- Contract awarded to Suburban Disposal included an annual maximum of \$250,000, however payments made for 2008/09 totalled \$294,066.
- Contract awarded to Maramont Corporation for \$396,740, however, payments for 2008/09 totalled \$439,850.

Effect:

Payments to vendors exceeded approved contract amounts, resulting in noncompliance with Public Schools Contracts Law.

**PATERSON PUBLIC SCHOOLS
SCHEDULE OF FINDINGS AND QUESTIONED COSTS
FOR THE FISCAL YEAR ENDED JUNE 30, 2009**

Part 3 – Schedule of Federal and State Award Findings and Questioned Costs

This section identifies the significant deficiencies, material weaknesses, and instances of noncompliance, including questioned costs, related to the audit of major federal and state programs, as required by OMB Circular A-133 and New Jersey OMB's Circular 04-04.

CURRENT YEAR STATE AWARDS (Continued)

Finding 2009-6: (Continued)

Recommendation:

Payments made to vendors in excess of contract award amounts be supported by an approved change order in accordance with the Public School Contracts Law.

Management's Response:

Management has reviewed this finding and has indicated it will review and revise its procedures to ensure corrective action is taken.

**PATERSON PUBLIC SCHOOLS
SCHEDULE OF FINDINGS AND QUESTIONED COSTS
FOR THE FISCAL YEAR ENDED JUNE 30, 2009**

Part 3 – Schedule of Federal and State Award Findings and Questioned Costs

This section identifies the significant deficiencies, material weaknesses, and instances of noncompliance, including questioned costs, related to the audit of major federal and state programs, as required by OMB Circular A-133 and New Jersey OMB's Circular 04-04.

CURRENT YEAR STATE AWARDS (Continued)

Finding 2009-7

Our audit of the District's contract payments revealed the following:

- With respect to the District's contract for security services, a certain rate was charged on vendor invoices for additional services which was not included in the terms of the contract.
- With respect to the District's contract for food purchases, certain per unit item amounts charged on vendor invoices were not in agreement with amounts stated in the contract bid award for the same item.

Information on the state program

Special Education Aid	09-495-034-5120-089
Equalization Aid	09-495-034-5120-078
Security Aid	09-495-034-5120-084
Adult and Post Graduate Ed. Aid	09-495-034-5120-039
Adjustment Aid	09-495-034-5120-085

Criteria or specific requirement:

NJ Department of Education – Grant Compliance Supplement

Condition:

Per unit prices and hourly labor rates, as stated in the contract, were not always in agreement with amounts charged on vendor invoices. Certain per unit prices and labor rates paid were higher than the per unit price and labor rate approved in the contract bid award.

Questioned Costs:

Unknown.

Context:

Contract with Preferred Meals Systems included per unit prices for numerous food items. Contract with Absolute Security included labor rates for various types of services. Upon review of vendor invoices, certain food items were not always charged for the unit price stated in the contract and a certain labor rate charged for security services was not included in the original contract.

Effect:

Payments were made for per unit and labor rate amounts which were not approved by the Board in the contract bid award.

**PATERSON PUBLIC SCHOOLS
SCHEDULE OF FINDINGS AND QUESTIONED COSTS
FOR THE FISCAL YEAR ENDED JUNE 30, 2009**

Part 3 – Schedule of Federal and State Award Findings and Questioned Costs

This section identifies the significant deficiencies, material weaknesses, and instances of noncompliance, including questioned costs, related to the audit of major federal and state programs, as required by OMB Circular A-133 and New Jersey OMB's Circular 04-04.

CURRENT YEAR STATE AWARDS (Continued)

Finding 2009-7: (Continued)

Recommendation:

Vendor invoices be reviewed to ensure all purchases from bid vendors under per unit and labor rate contract awards are made for the per unit price or labor rate stated in the approved bid awards or contracts.

Management's Response:

Management has reviewed this finding and has indicated it will review and revise its procedures to ensure corrective action is taken.

**PATERSON PUBLIC SCHOOLS
SUMMARY SCHEDULE OF PRIOR AUDIT FINDINGS
FOR THE FISCAL YEAR ENDED JUNE 30, 2009**

This section identifies the status of prior-year findings related to the basic financial statements and federal and state awards that are required to be reported in accordance with Chapter 6.12 of *Government Auditing Standards*, U.S. OMB Circular A-133 (Section .315(a)(b)) and New Jersey OMB's Circular 04-04.

STATUS OF PRIOR YEAR FINDINGS

Finding 2008-1

Our audit indicated that an automated time management system is not utilized by the District to determine employee overtime or extra compensation hours. A swipe card system is maintained for attendance purposes, but is not utilized for payroll related purposes.

Current Status

Corrective action was taken.

Finding 2008-2

Our audit of outstanding year end purchase orders revealed the following:

- Certain purchase orders were not liquidated within ninety (90) days of year end.
- Certain purchase orders classified as reserved for encumbrances were deemed invalid or were determined to be accounts payable.
- Certain purchase orders classified as accounts payable were deemed to be invalid.

Current Status

Partial corrective action has been taken. See Finding 2009-1.

Finding 2008-3:

Our audit revealed that year end balances reported in the Special Revenue Fund general ledger were not in agreement with amounts reported on the supporting Federal, State and private grant activity schedules.

Current Status

Corrective action appears to have been taken.

**PATERSON PUBLIC SCHOOLS
SUMMARY SCHEDULE OF PRIOR AUDIT FINDINGS
FOR THE FISCAL YEAR ENDED JUNE 30, 2009**

This section identifies the status of prior-year findings related to the basic financial statements and federal and state awards that are required to be reported in accordance with Chapter 6.12 of *Government Auditing Standards*, U.S. OMB Circular A-133 (Section .315(a)(b)) and New Jersey OMB's Circular 04-04.

STATUS OF PRIOR YEAR FINDINGS (Continued)

Finding 2008-4:

Our audit of the District's contract awarded for security services to a certain security company revealed the following:

- Overtime hourly rates for additional services were not approved in the contract.
- Rates were charged for certain classes of employees (i.e., Lieutenant, Sergeant, etc.) which were not included in the terms of the contract.
- Amounts paid for services during the contract period of January 1, 2007 to June 30, 2008 exceeded the contract amount awarded.
- The contract does not provide for a not to exceed amount for additional services.
- The contract amount awarded for regular services was \$4,509,952. Payments made by the District for regular and additional services during the contract period totaled \$9,355,983, resulting in payments of \$4,846,031 for additional services.

Current Status

Corrective action appears to have been taken.

Finding 2008-5:

Our audit of time and labor rate contracts awarded for custodial and maintenance services revealed that hourly rates were not specifically identified in the contract. Additionally, the total contract amount approved by Board resolution was not in agreement with the contract amount.

Current Status

Corrective action appears to have been taken.

Finding 2008-6:

Our audit revealed a year end deficit of \$92,579 existed in the Food Service Enterprise Fund at year end.

Current Status

Corrective action appears to have been taken.

**PATERSON PUBLIC SCHOOLS
SUMMARY SCHEDULE OF PRIOR AUDIT FINDINGS
FOR THE FISCAL YEAR ENDED JUNE 30, 2009**

This section identifies the status of prior-year findings related to the basic financial statements and federal and state awards that are required to be reported in accordance with Chapter 6.12 of *Government Auditing Standards*, U.S. OMB Circular A-133 (Section .315(a)(b)) and New Jersey OMB's Circular 04-04.

STATUS OF PRIOR YEAR FINDINGS (Continued)

Finding 2008-7:

Our audit revealed the following financial related findings in the report of the State of New Jersey as a result of their review of the District's Food Service Program:

- Miscategorized and incomplete eligibility applications.
- Certain temporary status applications were not updated.
- Direct certification eligibility exceptions.
- Discrepancies related to the Master Eligibility List.
- Meal count system review discrepancies.
- Proper verification procedures were not demonstrated.
- Edit check worksheet comparisons were not performed.
- Overt identification of students eligible for free or reduced meals or free milk.

Current Status

Corrective action appears to have been taken.

Finding 2008-8

Two (2) budgetary line accounts were overexpended at June 30, 2008.

Current Status

Corrective action appears to have been taken.

Finding 2008-9:

Our audit of the District's contract awarded for security services to a certain security company revealed the following:

- Overtime hourly rates for additional services were not approved in the contract.
- Rates were charged for certain classes of employees (i.e., Lieutenant, Sergeant, etc.) which were not included in the terms of the contract.
- Amounts paid for services during the contract period of January 1, 2007 to June 30, 2008 exceeded the contract amount awarded.
- The contract does not provide for a not to exceed amount for additional services.
- The contract amount awarded for regular services was \$4,509,952. Payments made by the District for regular and additional services during the contract period totaled \$9,355,983, resulting in payments of \$4,846,031 for additional services.

Current Status

Corrective action appears to have been taken.