



Expository Writing

Name _____

Expository Writing Graphic Organizer

My topic is _____

It is interesting because _____

Paragraph 1 will focus on this idea _____

Supporting details are: _____

Paragraph 2 will focus on this idea _____

Supporting details are: _____

Paragraph 3 will focus on this idea _____

Supporting details are: _____

Paragraph 4 will focus on this idea _____

Supporting details are: _____

My concluding paragraph leaves the reader satisfied because _____

Checklist:

All paragraphs relate to the main topic _____

All paragraph concluding sentences lead to the next detail in the next paragraph _____

My conclusion includes a good wrap up and completes the writing _____

Each topic paragraph includes relevant supporting details _____



Expository Writing

Name _____

Expository Writing: How To

Here are a few guidelines to remember.

Expository writing is used to:

- describe
- inform
- explain

Expository writing samples include:

- autobiographies
- biographies
- informational reports
- news reports
- research reports

The Introductory Paragraph Should:

- be catchy and make the reader want to read it
- be very clear about the topic
- provide good details in the last sentence that lead into the next paragraph

The body—3 –5 paragraphs:

- each paragraph should focus on one of your key points and should develop that key point, the final sentence of that key point should lead into the next point which will become your next paragraph
- each paragraph will need an introductory sentence, each paragraph needs to stay on topic

The body—3 –5 paragraphs:

- each paragraph should focus on one of your key points
- always stay on topic
- be sure to use great vocabulary, keep your reader engaged
- be sure to back up all of your key points with supporting detail(s)

The Conclusion:

- the conclusion is your final paragraph, it is where you re-state your topic
- be sure to summarize all of your topics in each paragraph
- finish with pizzazz! Leave your reader pleased and satisfied



Expository Writing

Name _____

News Story: _____

Research a news story that happened and put it into your own words.

Who was involved: _____

What happened: _____

When and where did it happen: _____

Why did it happen: _____

What started it or how did it happen: _____



Expository Writing

Name _____

Graphic Organizer for Essays

Attention Getter _____

What you will prove _____

Background Information _____

Supporting Evidence (3 or 4) _____

Wrap-up/Conclusion _____



Expository Writing

Name _____

Autobiography on: _____

Where and when I was born _____

My Important Accomplishments: _____

About my family and pets: _____

Education: _____



My interests: _____

Name: _____

My Hometown

In the space below, write about your hometown. How big is it? What are some interesting facts about it? What is the climate and geography like? There is also a space for you to add pictures.





What are the features of *INFORMATIVE WRITING?*

Structure:

- ▶ clear opening
- ▶ general information about the topic
- ▶ more specific information
- ▶ summarising conclusion
- ▶ interesting, easy to read layout

Language features:

- ▶ present tense
- ▶ first person or third person (depends on topic - can be personal)
- ▶ connectives to make it clear and coherent
- ▶ mostly facts (but can contain opinion if it's a personal text)
- ▶ rhetorical questions to engage reader's interest
- ▶ specific examples
- ▶ bullet point summaries may be appropriate

Let's Picture Expository Writing: To Inform or Explain

Name: _____

Place: _____

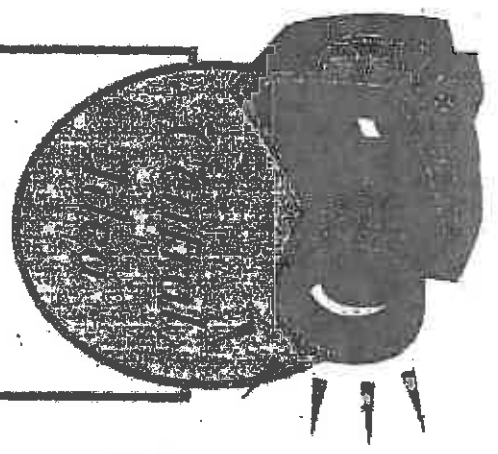
Date: _____

The first thing I want to tell you is:

Details:

I've saved the best for last:

Details:



Another thing you might find interesting:

Details:

One last thought to keep in mind:

Details: