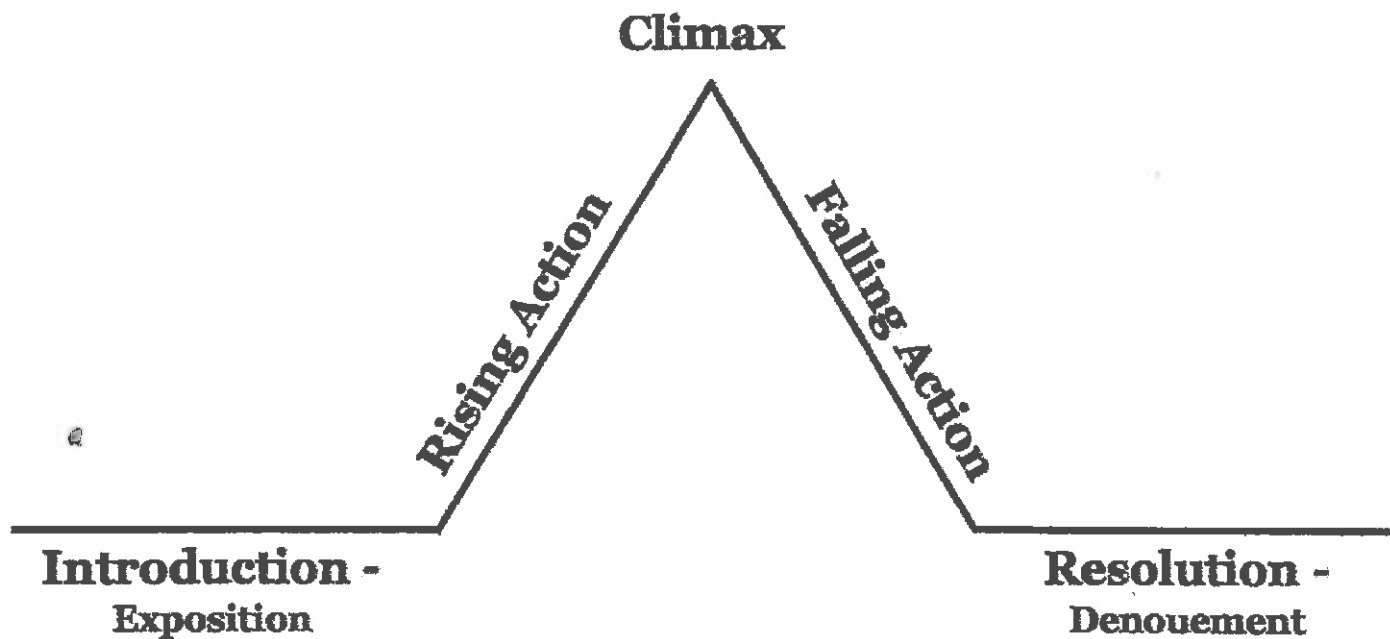


# Five Elements of a Story



Name: \_\_\_\_\_

Title: \_\_\_\_\_

Author: \_\_\_\_\_

Multiple Plots in One Story

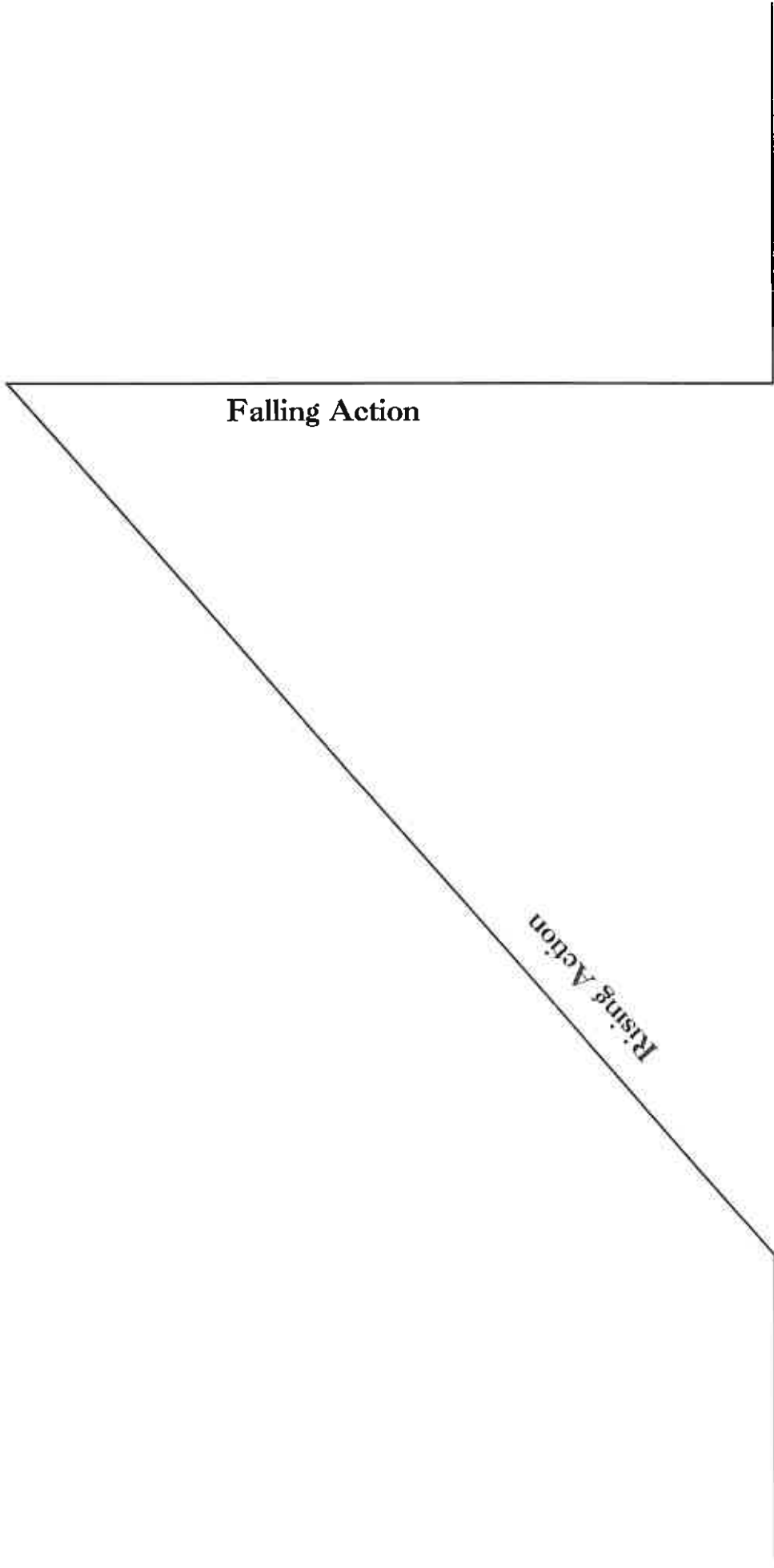
1. \_\_\_\_\_

2. \_\_\_\_\_

**Note:** Often while reading you will find a main plot or problem and also a minor problem. Select the overall problem for 1 and make notes about it in column 1. Select another important problem for 2 and make notes about it in column 2. They might be related to the main character or others in the story. When finished, compare the two problems or plots.

**Text Structure:  
Examining Plot Structure  
(Fiction)**

**Name:** \_\_\_\_\_  
**Title:** \_\_\_\_\_  
**Author:** \_\_\_\_\_  
**Genre:** \_\_\_\_\_



**Introduction**

**Falling Action**

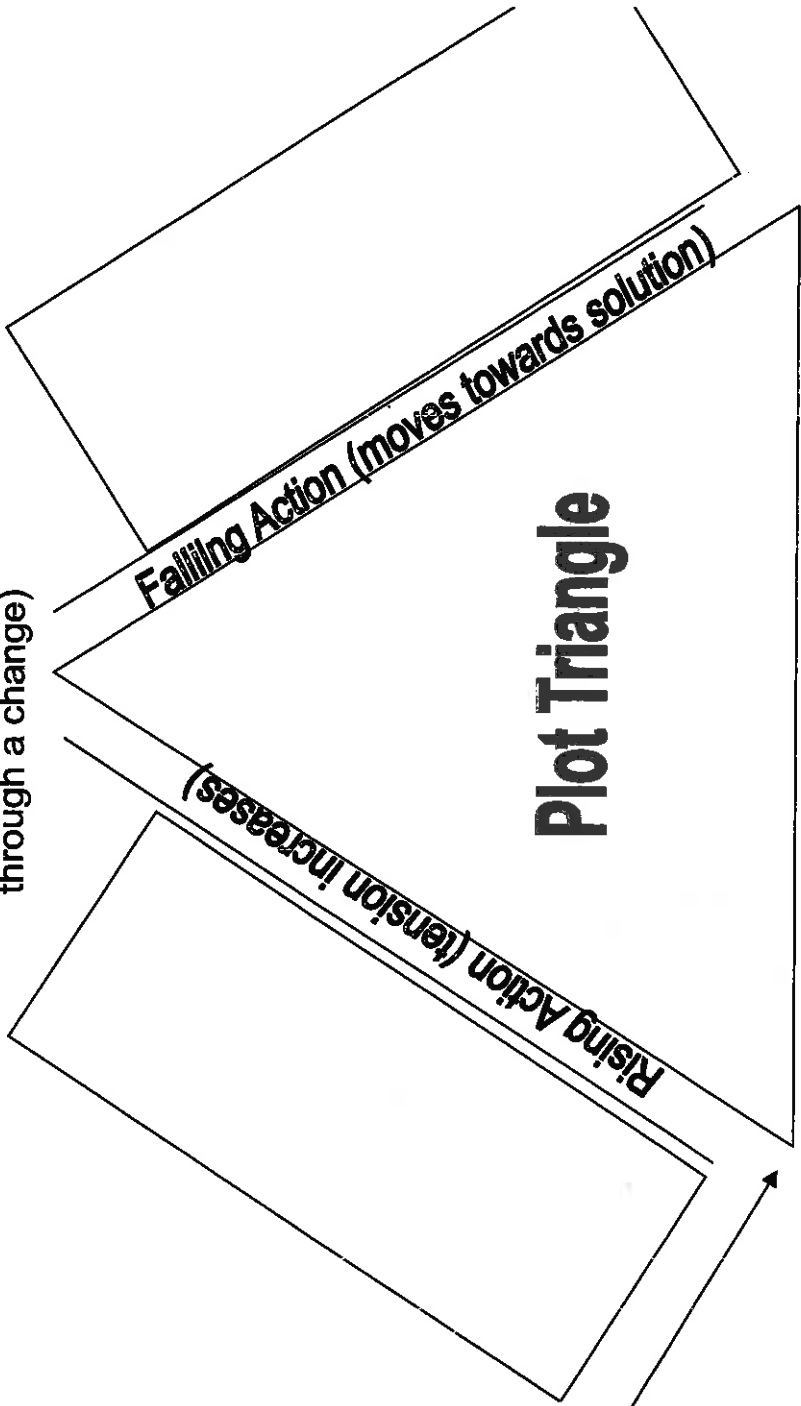
**Rising Action**

**Resolution**

# Plot Graphic Organizer:

Climax (high point/turning point-Main character faces the conflict and goes through a change)

Conflict (problem)



Introduction (setting & characters)

Resolution (solving conflict/problem)

## Elements of Narrative: Plot Analysis

### Plot (definition)

Plot is the organized pattern or sequence of events that make up a story. Every plot is made up of a series of incidents that are related to one another.

### 5 Elements of Plot:

#### 1. Exposition

This usually occurs at the beginning of a short story. Here the characters are introduced. We also learn about the setting of the story. Most importantly, we are introduced to the main conflict (main problem).

#### 2. Rising Action

This part of the story begins to develop the conflict(s). A building of interest or suspense occurs.

#### 3. Climax

This is the turning point of the story. Usually the main character comes face to face with a conflict. The main character will change in some way.

#### 4. Falling Action

All loose ends of the plot are tied up. The conflict(s) and climax are taken care of.

#### 5. Resolution

The story comes to a reasonable ending

### Keywords for Plot Analysis

**Foreshadowing:** The use of hints or clues to suggest what will happen later

in the story.

**Inciting Force:** The event or character that triggers the conflict.

**Conflict:** The essence of fiction. It creates plot. The conflicts we encounter can usually be identified as one of four kinds. (Man versus... Man, Nature, Society, or Self)

**Suspense:** That quality of a literary work that makes the reader or audience uncertain or tense about the outcome of events. Suspense makes the reader ask "What will happen next?". Suspense is greatest when it focuses attention on a sympathetic character. Thus, the most familiar kind of suspense involves a character hanging from the lee of a tall building, or tied to a railroad tracks as a train approaches.

**Symbolism:** Any object, person, place, or action that has a meaning in itself and that also stands for something larger than it does, such as a quality, an attitude, a belief, or a value. For instance, a rose is often a symbol of love and beauty while a skull is often a symbol of death.

### **POINT OF VIEW**

#### **First Person**

The narrator is a character in the story who can reveal only personal thoughts and feelings and what he or she sees and is told by other characters. He can't tell us thoughts of other characters.

#### **Third-Person Objective**

The narrator is an outsider who can report only what he or she sees and hears. This narrator can tell us what is happening, but he can't tell us the thoughts of the characters.

#### **Third-Person Limited**

The narrator is an outsider who sees into the mind of one of the characters.

#### **Omniscient**

The narrator is an all-knowing outsider who can enter the minds of more than one of the characters.

**PLOT**  
TITLE: \_\_\_\_\_  
AUTHOR: \_\_\_\_\_

**CLIMAX**

**RISING ACTION**  
(List examples that create complications or suspense)

\_\_\_\_\_

\_\_\_\_\_

\_\_\_\_\_

\_\_\_\_\_

**FALLING ACTION**

**CONFLICT**

**PROTAGONIST vs. ANTAGONIST**  
\_\_\_\_\_ vs. \_\_\_\_\_

**EXPOSITION**  
Setting:  
Situation/climate:  
Characters:

**RESOLUTION**

**THEME**



Story: \_\_\_\_\_

Identify the key pages for the main elements of the plot:

Introduction

Rising Action

Climax

Falling Action

Outcome

*Introduction (Describe how the story begins, how the plot is revealed and how the characters are revealed.)*

---

---

---

*Rising Actions (Describe the events that happen that lead to the climax.)*

---

---

---

*Climax (What is the turning point, the most exciting part of the school, when the plot changes for better or for worse.)*

---

---

---

*Falling Action (Events that lead to the conclusion of the story, what happens that leads to the resolution.)*

---

---

---

*Outcome (How the story wraps up to leave the reader satisfied.)*

---


---

---

Title \_\_\_\_\_

Author \_\_\_\_\_


Theme \_\_\_\_\_



★ **THE PLOT SHIFTS...** ★

If you were the author, what would you change about the plot of the story?  
Be sure to tell why.

A large section of the page containing multiple horizontal lines for writing answers.



Name \_\_\_\_\_

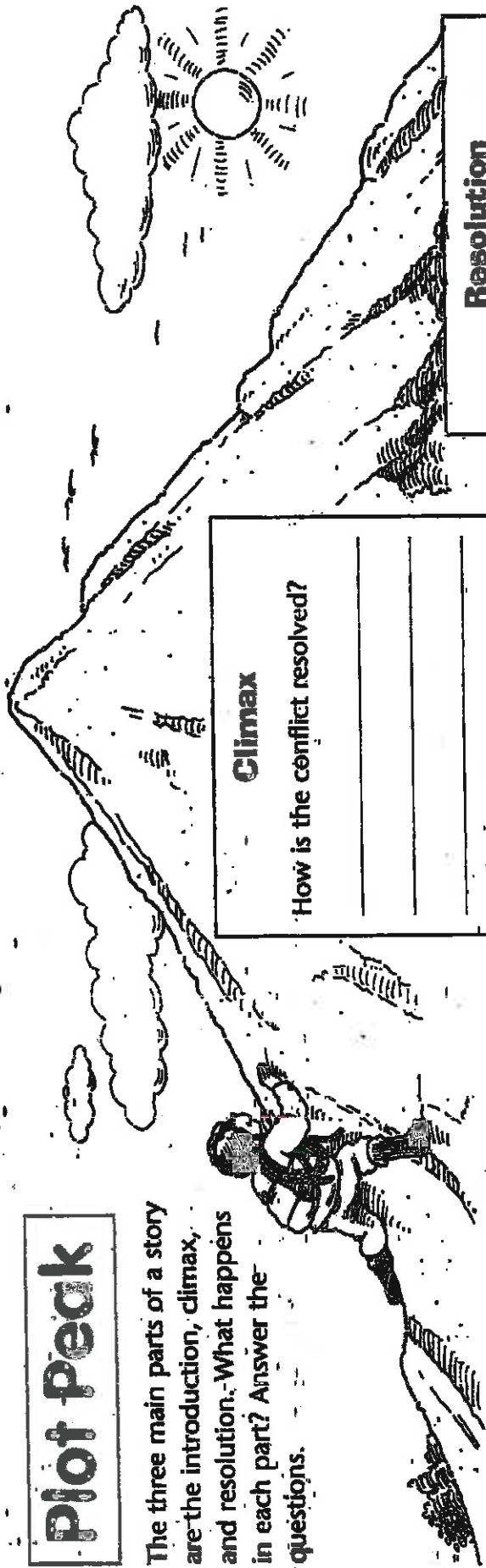


Name \_\_\_\_\_ Date \_\_\_\_\_

Book Title \_\_\_\_\_

# Plot Peak

The three main parts of a story are the introduction, climax, and resolution. What happens in each part? Answer the questions.



## Climax

How is the conflict resolved?

\_\_\_\_\_  
\_\_\_\_\_  
\_\_\_\_\_  
\_\_\_\_\_  
\_\_\_\_\_

## Introduction

Who are the main characters?

What is the main conflict?

\_\_\_\_\_  
\_\_\_\_\_  
\_\_\_\_\_  
\_\_\_\_\_  
\_\_\_\_\_

## Resolution

What happens after the problem is resolved?

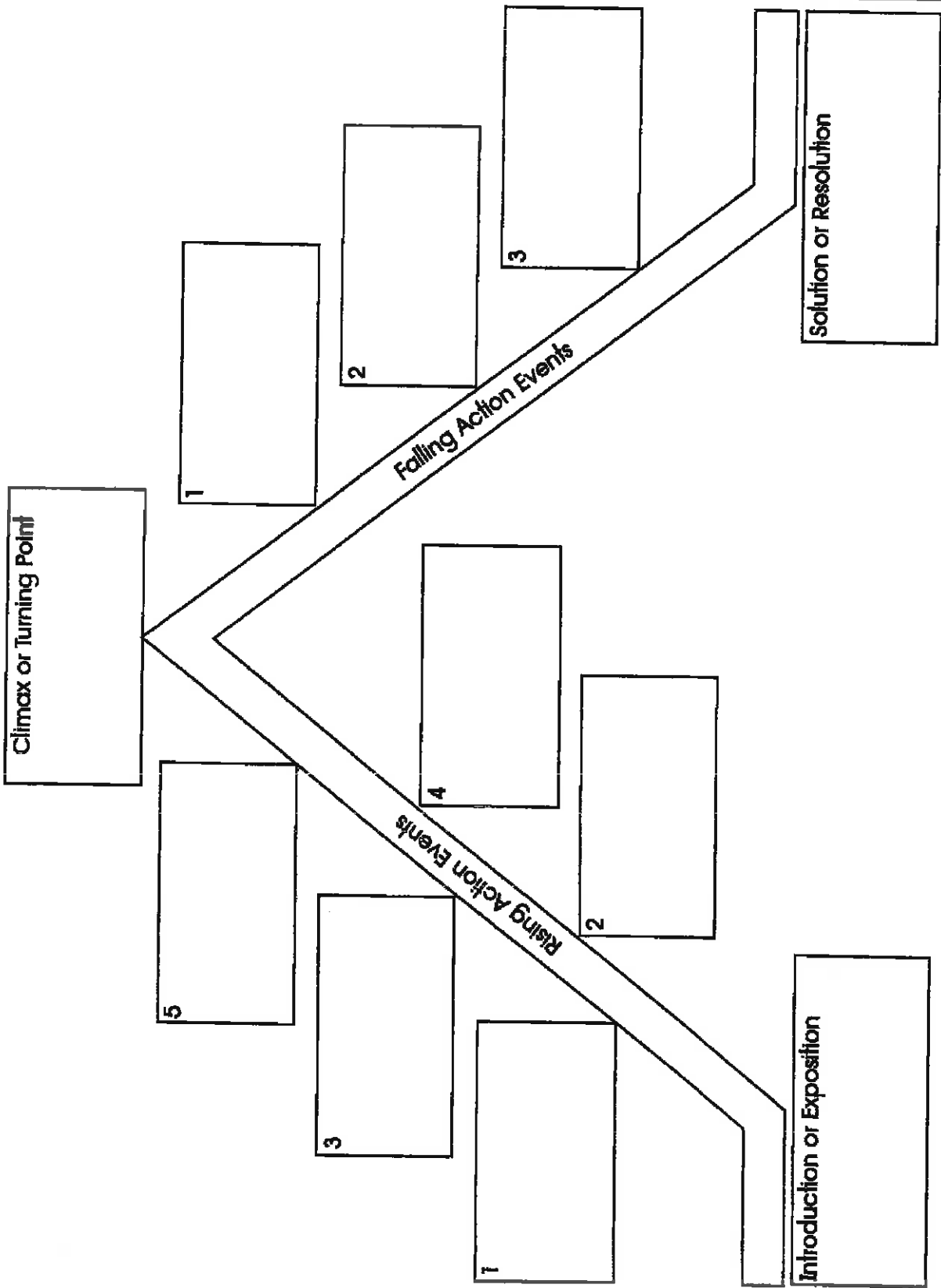
\_\_\_\_\_  
\_\_\_\_\_  
\_\_\_\_\_  
\_\_\_\_\_  
\_\_\_\_\_

Name \_\_\_\_\_

Plotting the Plot

C.005.SS

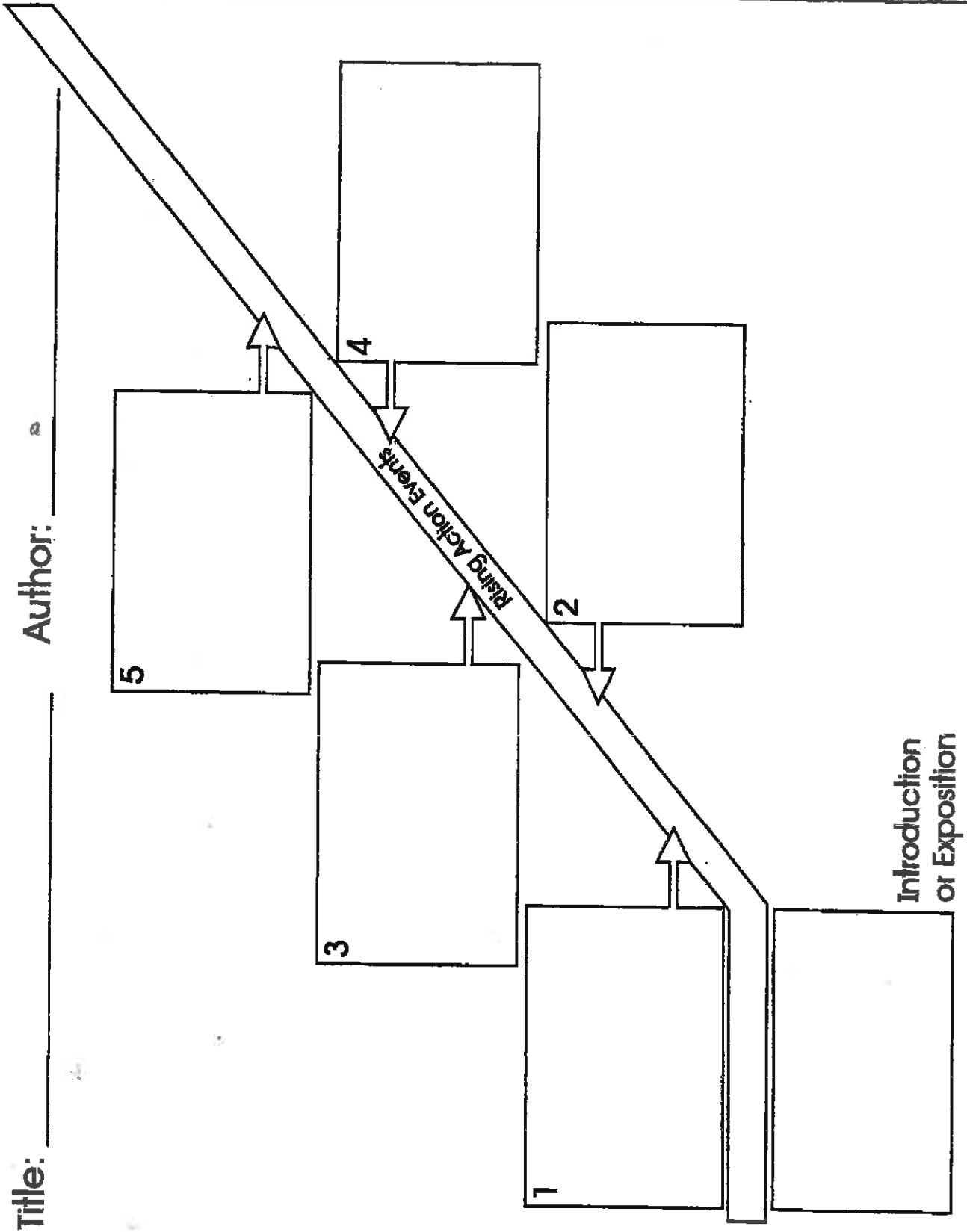
Title: \_\_\_\_\_ Author: \_\_\_\_\_



# Comprehension

Plotting the Plot

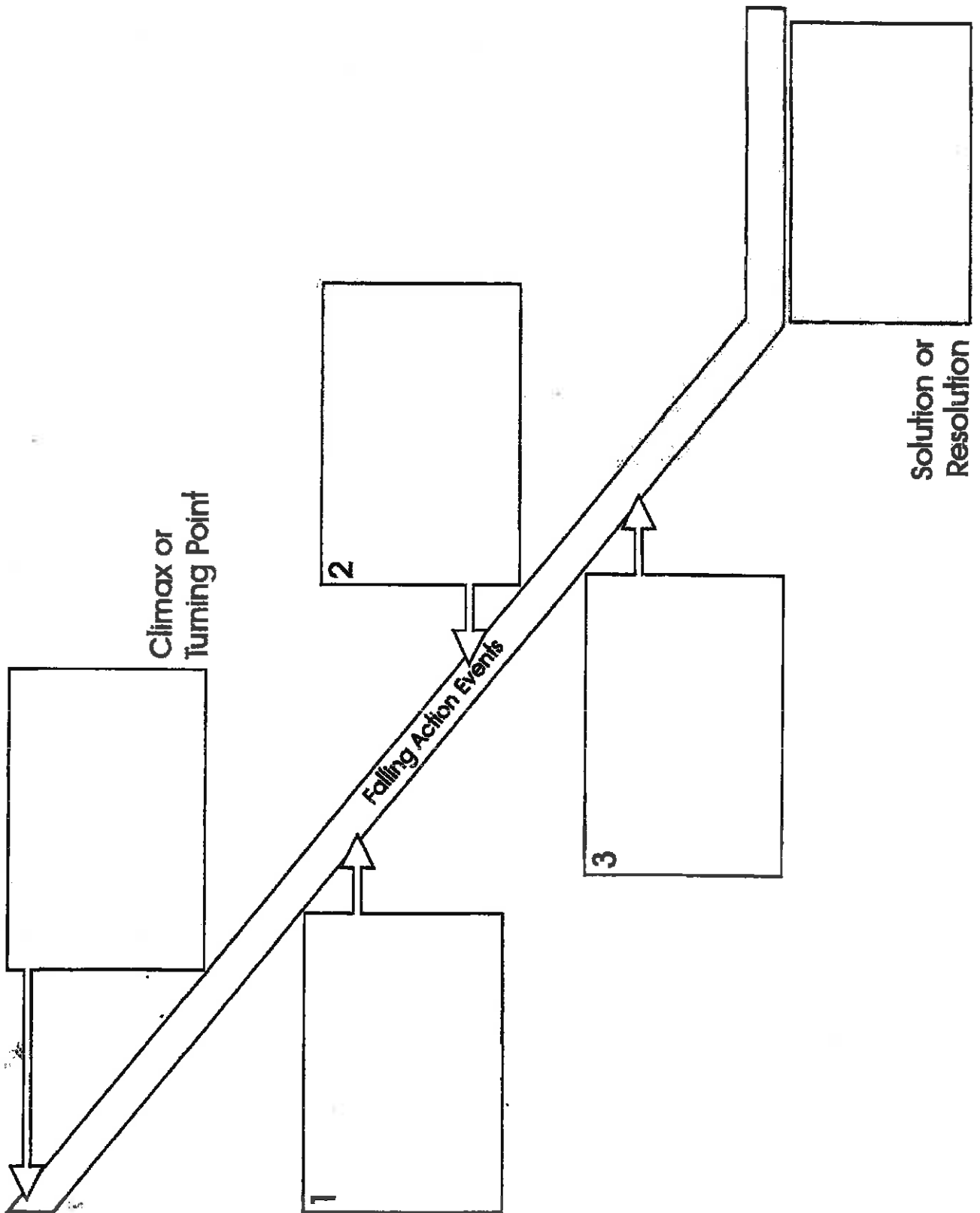
C.005.AM2a



# Comprehension

C.005.AM2b

Plotting the Plot



<b>Conflict</b>	<b>Climax</b>	<b>Falling Action</b>
<b>Antagonist</b>		<b>Point of View</b>
<b>Protagonist</b>		<b>Theme</b>
<b>Setting</b>		<b>Ending</b>

Literature Analysis

Name \_\_\_\_\_

Date \_\_\_\_\_

Class Period \_\_\_\_\_

Story/Book Title \_\_\_\_\_

Author \_\_\_\_\_

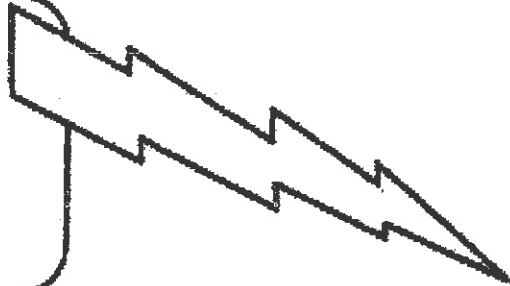
## Story Plot Terms

Directions: Fill in the required information for each section below in numerical order. Use the information that appears with each section to help you proceed. It's okay to write through the gray diagonal line in two of the sections.

3. The climax of the story is when the reader is most interested in how the story will end.

The suspense is at its peak, but the outcome is not clear yet.

### 3. Climax



2. As the story progresses, the rising action introduces complex events and problems for the main characters. These difficulties create suspense.

### 2. Rising Action

### 4. Falling Action

4. Falling Action appears at the ending of the story. Suspense has been eliminated, and these events show characters' lives returning to normal.

### 1. Exposition

1. The Exposition appears at the beginning of the story. The author introduces the setting, characters, and background information.

### 5. Resolution

5. The Resolution is the final solution to the problem or conflict. In stories with happy endings it's called the denouement. Tragic endings are termed catastrophe.

Name \_\_\_\_\_

Date \_\_\_\_\_

Class Period \_\_\_\_\_

Story/Book Title \_\_\_\_\_

Author \_\_\_\_\_

## Visualizing Plot

Directions: Fill in the required information in each section below as indicated. Be as specific as you can in each section.

The story begins with ...



A problem the characters have is ...

They try to solve the problem by ...

They finally solve the problem when ...

# Problem Analysis

Student's Name: \_\_\_\_\_

PEOPLE/AGENCIES INVOLVED	
--------------------------	--

PROBLEM	
---------	--

SETTING	
---------	--

EVENTS	
--------	--

SOLUTION/RESOLUTION	
---------------------	--

CONSEQUENCES TO THE SOLUTION OF THE PROBLEM	
---	--