

Context Clues 1.3.1

Context clues are bits of information (clues) from the text that, when combined with prior knowledge (what you already know) allows you to decide the meaning of unknown words in the story or article you are reading.

Learning new words is an exciting challenge. If you're not sure what a word means, it helps if you can at least know the information around the word. There are ways of figuring out what a new or unusual word means. One way is to use context clues. Using context clues means using the information around the word you don't know. These words help you find what it means. You can also use the information in the rest of the paragraph to help you figure out what the word means. There are a few things to watch for when looking for context clues:

- Punctuation marks—a comma or dash may show you something about the unknown words. They can also give a clue to the new word's definition
- Key words, such as "or", and "that is" may also give you a hint that a definition is nearby.

Sometimes words are spelled alike, but have different meanings. Knowing about different types of words and their definitions is very important to reading and writing.

- For example, a bank can be a "place where money is stored," but a bank can also be an "area along the side of a river (river bank)."

Here are some specific context clues that you can look for when trying to figure out the meaning of an unfamiliar word:

1. **Definitions** - The definition of the word is sometimes restated in the context.
2. **Synonyms and Antonyms** -Sometimes a synonym (similar meaning) or antonym (opposite meaning) is given for the unfamiliar word.
3. **Examples** -Examples of the unknown word can sometimes help you decide its meaning
4. **Cause and Effect** -The unfamiliar word might be the cause of something or might be the result of a cause.
5. **Analogy** - You can sometimes puzzle out a new word by determining how it is related to other words in the context.

Context Clues 1.3.1

Context Clues Graphic Organizer

You are the detective....

Using a newspaper, magazine, textbook or literature story locate 4 words you do not know the meaning of and complete the graphic organizer. Write the mystery word in the word column. Write down the word or phrases from the sentence in the clue column and then write what you think the meaning of the word is in the meaning column.

Word	Clue(s)	Meaning

Word	Clue(s)	Meaning

Word	Clue(s)	Meaning

Word	Clue(s)	Meaning

NAME _____
Context Clues 1.3.1

Lawrence Virtual School

Know meaning well and can use the word					
Seen or heard the word, but not sure of the meaning					
Know something about the meaning					
Don't know meaning					
Meaning					

NAME _____

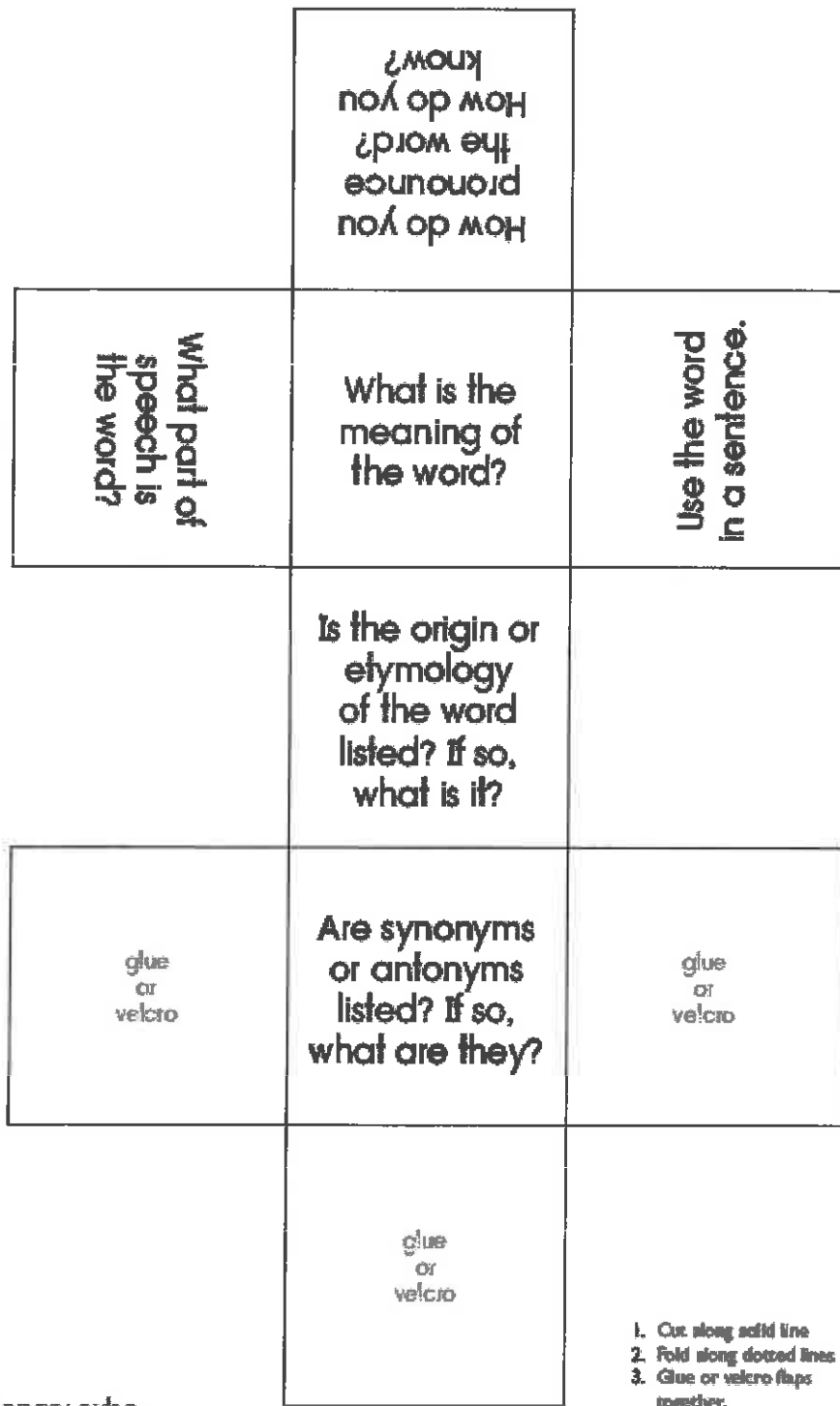
Context Clues 1.3.1

Word	Heard it (Put a check mark for each time you hear the word.)	Said it (Put a check mark for each time you say the word.)	Wrote it (Put a check mark for each time you write the word.)	Read it (Put a check mark for each time you read the word.)	Examples of where and how
			2		

NAME _____

Context Clues 1.3.1

Dictionary Cube

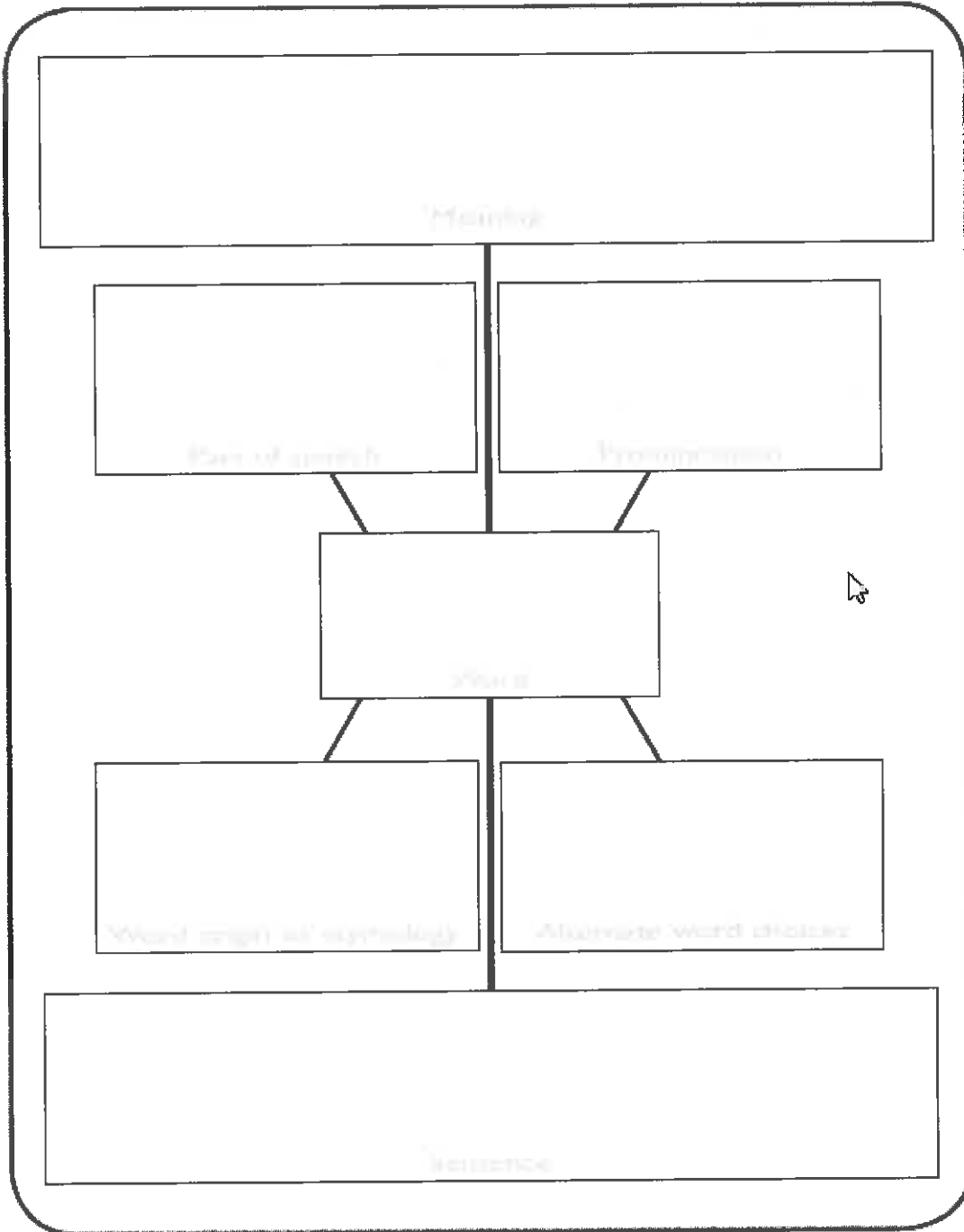


dictionary cube

NAME _____

Context Clues 1.3.1

Dictionary Dig



NAME _____

Context Clues 1.3.1

Dictionary Dig

Word: _____

Meaning: _____

Synonyms: _____

Sentence: _____

Other information: _____

Word: _____

Meaning: _____

Synonyms: _____

Sentence: _____

Other information: _____

Word: _____

Meaning: _____

Synonyms: _____

Sentence: _____

Other information: _____


NAME _____

Context Clues 1.3.1

Dictionary Dig

Meaning

↓

<p>Synonyms</p> <div style="border: 1px solid black; height: 100px; width: 100%;"></div>	 <p style="text-align: center;">Word</p>	<p>Antonyms</p> <div style="border: 1px solid black; height: 100px; width: 100%;"></div>
---	--	---

↓

Other Interesting Word-Related Information

Context Clues 1.3.1

Word Clues #1

<p>Word: _____</p> <p>If means _____</p> <p>_____</p> <p>A synonym is _____</p> <p>There are ____ syllables.</p> <p>Something special about this word: _____</p> <p>_____</p> <p>_____</p>	<p>Word: _____</p> <p>If means _____</p> <p>_____</p> <p>You would use this word when _____</p> <p>_____</p> <p>There are ____ consonants.</p> <p>Something special about this word: _____</p> <p>_____</p> <p>_____</p>
<p>Word: _____</p> <p>If means _____</p> <p>_____</p> <p>If could be used to _____</p> <p>_____</p> <p>This word begins with _____</p> <p>Something special about this word: _____</p> <p>_____</p> <p>_____</p>	<p>Word: _____</p> <p>If means _____</p> <p>_____</p> <p>This is a _____ (part of speech)</p> <p>There are ____ syllables.</p> <p>Something special about this word: _____</p> <p>_____</p> <p>_____</p>

NAME _____

Context Clues 1.3.1

Word Clues #2

<p>Word: _____</p> <p>It means _____</p> <p>_____</p> <p>It could be used to _____</p> <p>_____</p> <p>It has a _____ (prefix, suffix, both, neither)</p> <p>Something special about this word: _____</p> <p>_____</p>	<p>Word: _____</p> <p>It means _____</p> <p>_____</p> <p>An antonym is _____</p> <p>It has a _____ (prefix, suffix, both, neither)</p> <p>Something special about this word: _____</p> <p>_____</p> <p>_____</p>
<p>Word: _____</p> <p>It means _____</p> <p>_____</p> <p>A synonym is _____</p> <p>There are _____ vowels.</p> <p>Something special about this word: _____</p> <p>_____</p> <p>_____</p>	<p>Word: _____</p> <p>It means _____</p> <p>_____</p> <p>An antonym is _____</p> <p>This word ends with _____</p> <p>Something special about this word: _____</p> <p>_____</p> <p>_____</p>

NAME _____

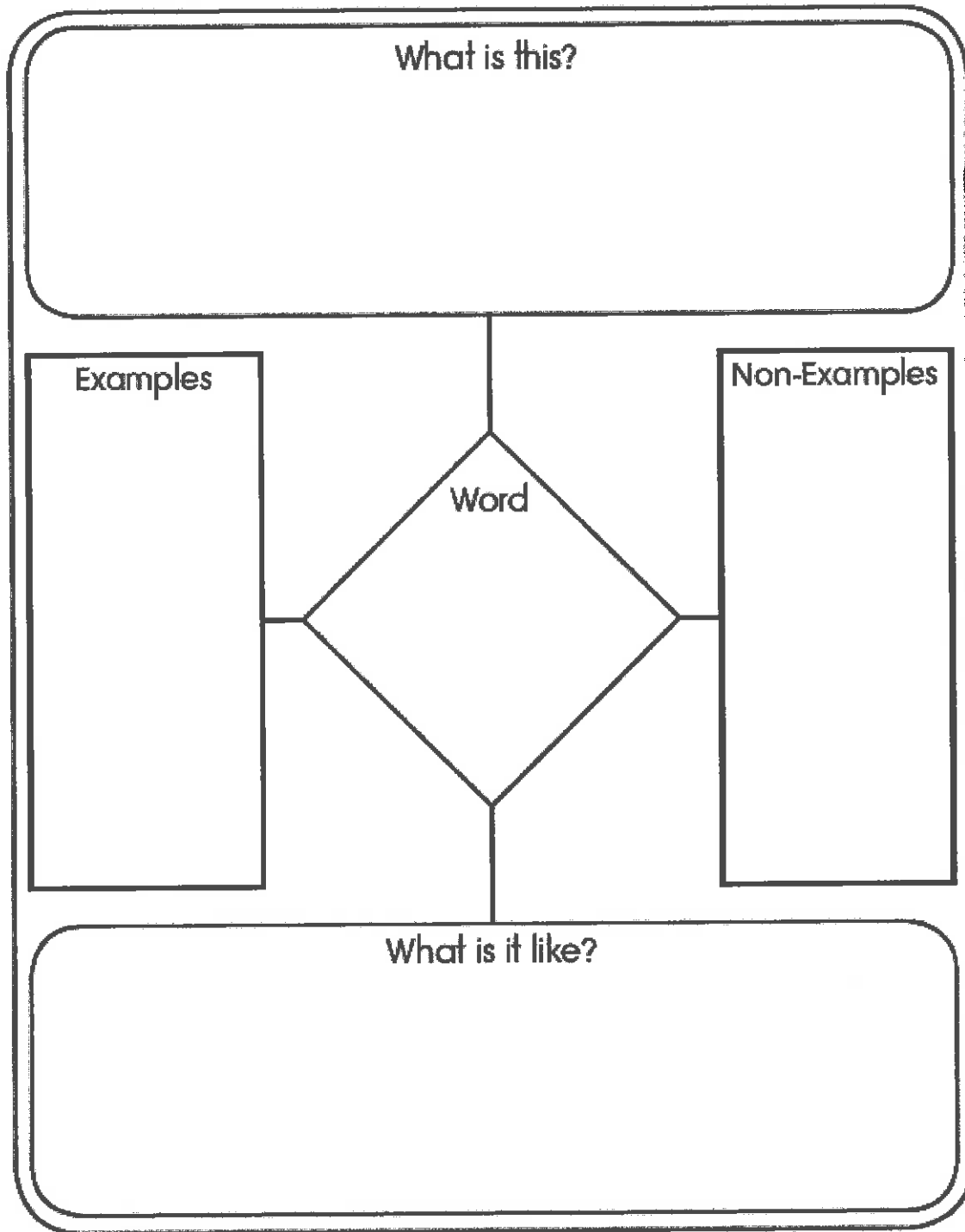
Context Clues 1.3.1

Word Clues #3

<p>Word: _____</p> <p>Pronunciation: _____</p> <p>Part of speech: _____</p> <p>Origin or etymology: _____</p> <p>_____</p> <p>Alternate word choices:</p> <p>_____</p> <p>_____</p> <p>_____</p>	<p>Word: _____</p> <p>Pronunciation: _____</p> <p>Part of speech: _____</p> <p>Origin or etymology: _____</p> <p>_____</p> <p>Alternate word choices:</p> <p>_____</p> <p>_____</p> <p>_____</p>
<p>Word: _____</p> <p>Pronunciation: _____</p> <p>Part of speech: _____</p> <p>Origin or etymology: _____</p> <p>_____</p> <p>Alternate word choices:</p> <p>_____</p> <p>_____</p> <p>_____</p>	<p>Word: _____</p> <p>Pronunciation: _____</p> <p>Part of speech: _____</p> <p>Origin or etymology: _____</p> <p>_____</p> <p>Alternate word choices:</p> <p>_____</p> <p>_____</p> <p>_____</p>

NAME _____

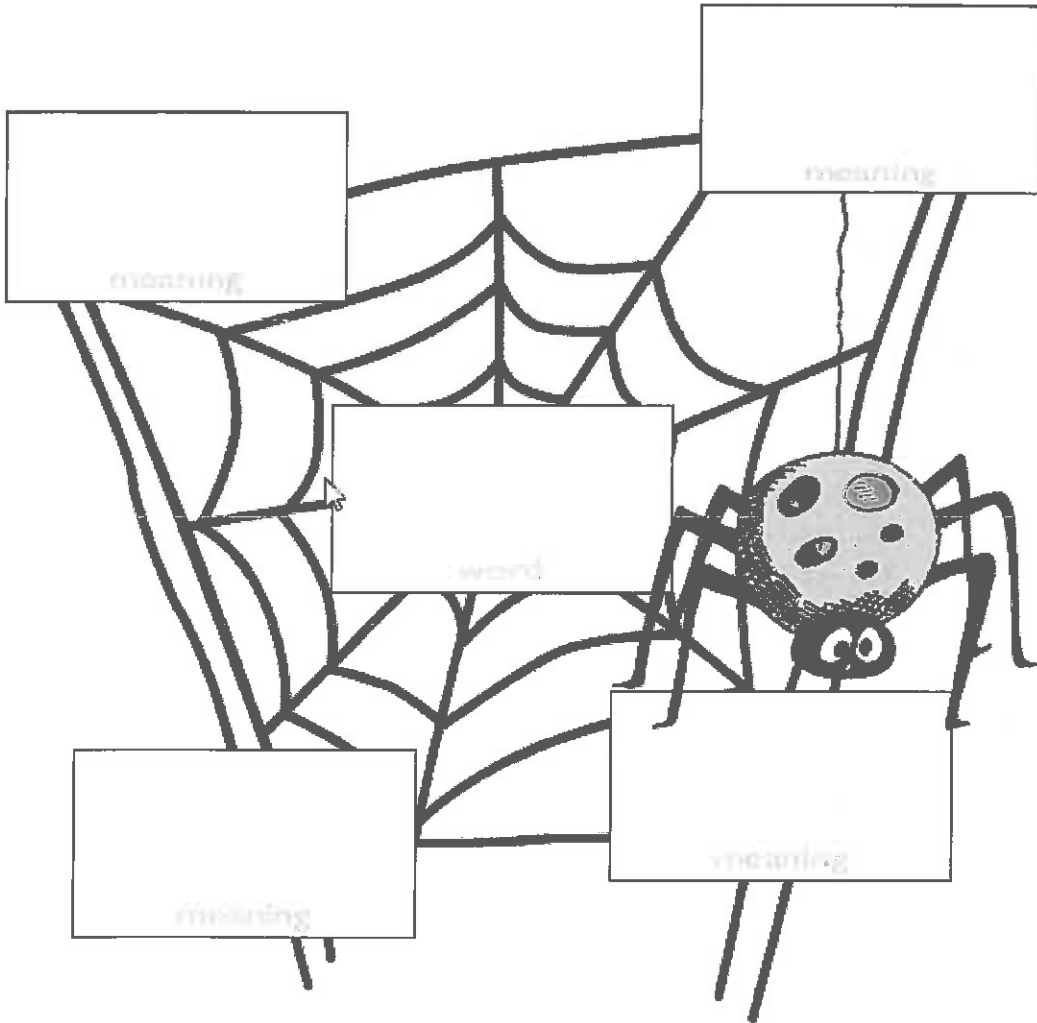
Context Clues 1.3.1




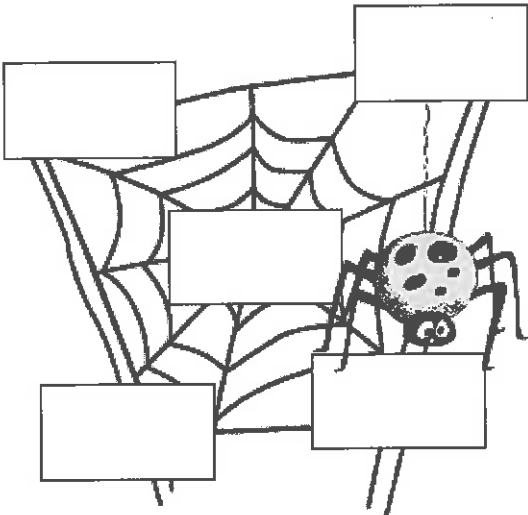

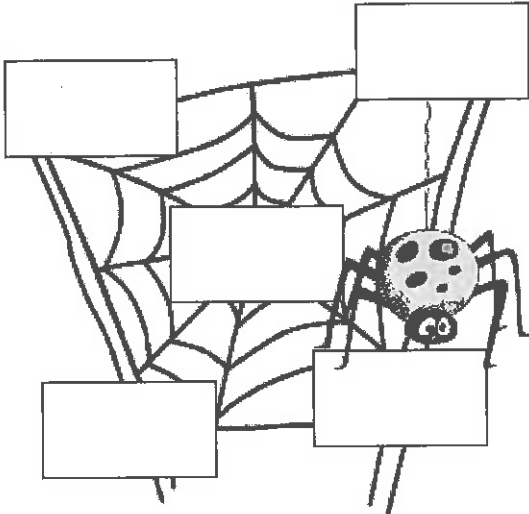
NAME _____

Lawrence Virtual School

Context Clues 1.3.1



Context Clues 1.3.1



Lesson Skill: Context clues in nonfiction

Strand Reading — Nonfiction

SOL 3.4

4.4

5.4

Materials

- Index cards (2 per student)
- Context Clues Graphic Organizer 1 (attached)
- Context Clues Graphic Organizer 2 for differentiation (attached)
- Varied nonfiction texts that have strong context clues
- Chart paper or available technology

Lesson

1. Post on the board or on chart paper: “How do you figure out the meaning of a word that you do not know?” On the board or chart paper, write two sentences. Have each sentence include one unfamiliar vocabulary word. The sentences must include context clues, such as a restatement, a synonym, or an example to lead students to an accurate definition. Underline the unfamiliar word in each sentence. Display one sentence at a time.
2. Give each student two index cards. On the front of one index card, have them write their prediction of the definition of the first unfamiliar word. Repeat this process with the second word, using the back of the index card to write their definition prediction. With a partner, have students share their definitions and explain how they arrived at the definition. Afterward, guide discussion so students have accurate definitions of the unknown words. Explain to students that they were able to make accurate predictions by being detectives and using the context clues in the sentences.
3. Divide the class into groups of four. Give each group a text that has examples of context clues. This may be a nonfiction selection from the basal or other textbook, or a nonfiction paragraph selection. Using the Context Clues Graphic Organizer 1, have students write an unfamiliar word, predict the definition, and identify the clues in the sentence. Have groups share with group members their definitions and how they used context clues.
4. Each student will choose a consumable piece of text (e.g., children’s magazine, student newspaper, paragraph), highlight an unfamiliar word, and determine if context clues are available in the text.
5. To conclude, have students write on the second index card the answer to the following question: “How do context clues help you find the meaning of an unfamiliar word or phrase?”

Strategies for Differentiation

- Provide text based on student readiness and interest.
- Provide text with pictures.

- Give students text with an unfamiliar word, and have them highlight/color code the context clues to help define the word.
- Have students define their words on the Context Clues Graphic Organizer 2, using the context clues in the sentences given to them. Then, have them use the word in a different, meaningful sentence that uses context clues so that another student can figure out the meaning of the word. (Underline the unfamiliar word.)
- Have students highlight, in a text, a word they think may be “tricky” for their peers. Have classmates define the word through context clues.
- For each unfamiliar word, provide students with three definitions from which to choose the correct definition.
- Assist students in choosing familiar, easily defined words, such as “tree,” “house,” and “animal.”

Context Clues Graphic Organizer 1

Name _____ Date _____

UNFAMILIAR WORD	PREDICTION OF DEFINITION	CLUES

Context Clues Graphic Organizer 2

Name _____ Date _____

1. Define the unfamiliar word.
2. Use the word in a meaningful sentence that uses context clues so that someone could figure out the meaning of the word.

Unfamiliar Word and Its Definition	Sentence

Name _____ Date _____



Clueing In to Context Clues

Use clues from the passage to help you figure out two unfamiliar words. Write a definition in your own words.

Book title _____

WORD	What clue(s) from the text helped you figure out this word?

Page _____	_____
Your definition _____	_____
_____	_____

WORD	What clue(s) from the text helped you figure out this word?

Page _____	_____
Your definition _____	_____
_____	_____

Check to make sure you have the correct meaning for these words. ✓

Name _____

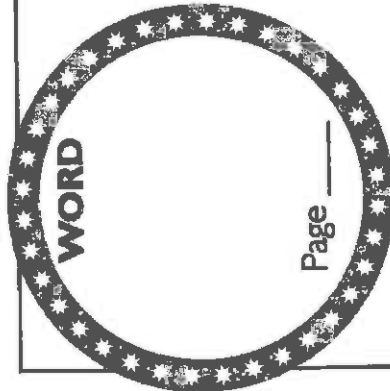
Date _____



Capturing Context Clues

Use clues from the passage to help you figure out two unfamiliar words. Write a definition in your own words.

Book title _____



What clue(s) from the text helped you figure out this word?



What type of context clue is given?

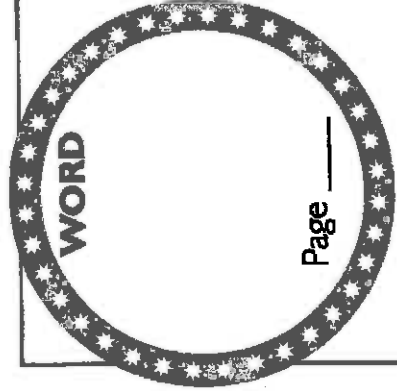
Example

Compare/contrast

Definition within text

Your definition _____

Dictionary definition _____



What clue(s) from the text helped you figure out this word?



What type of context clue is given?

Example

Compare/contrast

Definition within text

Your definition _____

Dictionary definition _____

Context Clues

CONTEXT CLUES

Context Clues are hints that the author gives to help define a difficult or unusual word. The clue may appear within the same sentence as the word to which it refers, or it may follow in a preceding sentence. Because most of your vocabulary is gained through reading, it is important that you be able to recognize and take advantage of context clues.

Types of context clues. There are at least four kinds of context clues that are quite common.

<u>Synonym</u>	A synonym, or word with the same meaning, is used in the sentence. My opponent's argument is fallacious , <i>misleading – plain wrong</i> .
<u>Antonym</u>	A word or group of words that has the opposite meaning reveals the meaning of an unknown term. Although some men are loquacious , <i>others hardly talk at all</i> .
<u>Explanation</u>	The unknown word is explained within the sentence or in a sentence immediately preceding. The patient is so somnolent that <i>she requires medication to help her stay awake for more than a short time</i> .
<u>Example</u>	Specific examples are used to define the term. Celestial bodies , <i>such as the sun, moon, and stars</i> , are governed by predictable laws.

Read the following sentences and define the bolded word based on the context clue. Then identify which of the four types of clues is used.

1. The girl who used to be very **vociferous** doesn't talk much anymore.
2. **Pedagogical** institutions, including high schools, kindergartens, and colleges, require community support to function efficiently.
3. He was so **parsimonious** that he refused to give his own sons the few pennies they needed to buy pencils for school. It truly hurt him to part with his money.
4. His **pertinacity**, or stubbornness, is the cause of most of his trouble.
5. Rather than be involved in **clandestine** meetings, they did everything quite openly.
6. **Ecclesiastics**, such as priests, ministers, and pastors, should set models of behavior for their congregants.
7. The girl was **churlish** – rude, sullen and absolutely ill-mannered.
8. Because the **conflagration** was aided by wind, it was so destructive that every building in the area was completely burned to the ground.

Detective's Name:

Sentence where I found the word:

Context Clue:

WORD:

Part of Speech:

Context Clue:

My Own Sentence:

My Own Definition:

A picture that will remind me of what this word means to me:

Context Clues

Teacher Talk: Introducing and Defining the Strategy

Introducing the Strategy

This strategy will be used in fiction and nonfiction reading. When a reader encounters an unfamiliar word, using this strategy will help the reader to determine the meaning of the word. The strategy provides the students with specific steps to use as they attempt to determine meanings. As students become more proficient in using context clues in the text, they will gradually develop a more extensive and powerful reading vocabulary.

Definition of Context Clues

Sometimes when reading, you come to an unknown word. Look for clues in the text to help you figure it out. The words and sentences around the unknown word can give clues. These clues are called context clues. Sometimes they are found close to the new word. Sometimes you must look in the paragraph before or after the word. Use information provided in the text and what makes sense to figure out the meaning of the word.

Context Clues	Examples
helping words or punctuation (or, and, called, like)	Mary was furious, or angry, at her brother.
opposite or same meaning	Mary's cat looks tame when sleeping, but wild when awake.
your own experience	When Mary's dog died, she was filled with grief. (You know that if your dog died you would feel sad.)
sentences before or after	The people were nomads. They went from place to place looking for food.
definition provided	Mary got a scholarship for winning the contest. A scholarship is a grant or prize to pay for school.
examples given	Mary used the utensil to eat her lunch.

How to Use Context Clues

- Locate the unfamiliar word.
- Write the word down in your student response journal or sticky note.
- Write down the paragraph or page number.
- Read before and after the word (read around the word).
- Write down words that help you find the meaning of the word (context clues).
- Write down what you think the word means (make a prediction).
- Check to make sure that your prediction makes sense (reread to confirm).

Materials

For teacher convenience the following materials have been placed on the FastMapping™ CD: strategy definition and key questions; student text; graphic organizer(s); and Titles for Instruction.

**Modeling and
Demonstration**

Opportunities for Modeling the Strategy:

The story *Hot Stuff* has at least 10 opportunities for using the Context Clues strategy. Opportunities are identified in the text as italicized words and are listed in the lesson plan below. The text for *Hot Stuff* has been expressly written to support the use of Context Clues. Consult the Titles for Instruction for additional text that provide opportunities to model or apply Context Clues.

Teacher Tips

- Before modeling script think aloud comments on sticky notes or write comments in the margins of the text.
- Review the definition for the strategy with students.
- Explain to students that you will read aloud from the text and then demonstrate examples of the thinking process that skilled readers use to understand how using context clues can improve comprehension.
- Emphasize that the proficient reader recognizes the importance of asking context clues related questions while reading.
- Read aloud the title of the selection and set a purpose for reading the text. Demonstrate the use of one of the following strategies before reading aloud: ask a question(s), make a prediction, make a connection(s), or try to visualize what is about to be read.
- Model three (more if necessary) opportunities from the selection before releasing responsibility to the students to give it a try. When modeling use a signal to alert students when you are thinking aloud (e.g., when reporting out the thinking process lower the book when thinking aloud and hold the book up when reading; or, begin by looking at the students and say, "Hmmm" to signal the shift from reading to thinking aloud).

**Key
Questions**

- What word do I not understand?
- Are there words or information in the sentences before and after the word that can help me?
 - What is the paragraph talking about? Does it give me any clues?
 - What do I think the word means?
 - Does my meaning make sense in the passage?

Modeling the Strategy with *Hot Stuff*

Create a poster using the definition of Context Clues and its Key Questions and keep it visible to the students at all times. After reading the paragraphs, the teacher should identify the italicized word and demonstrate aloud the use of Key Questions to model appropriate use of the strategy. The modeling should include the use of sticky notes or notes written in the margin. After modeling the correct use of the strategy for paragraph one, move on to paragraphs two and three.

Introduce the graphic organizer for Context Clues. Provide students with copies or have them copy the format into their reader response journals. On the chart students need to record the word, page or paragraph number, clue words in the text, and a prediction of the meaning of the word.

There are at least three words in the first three paragraphs that provide the opportunity to model the strategy of Context Clues. These words are italicized in the text: *ecstatic*, *balmy*, *berserk*

The teacher should read paragraph 1 aloud from beginning to end without stopping.

Hot Stuff

1 Ben loved fourth grade! It wasn't that he was particularly *ecstatic* when it came to solving math problems, writing compositions, or worst of all doing homework. He was, however, thrilled to be the class clown!

Opportunity #1

- Teacher reads the first paragraph, and uses the "Think Aloud" strategies as stated below being sure to put responses on the graphic organizer:

"I've come to a word, and I'm not sure I know what it means. I need to read around the word for clues to help me understand what it means. Are there words or information in the sentences before and after the word that can help me? What is the paragraph talking about? Does it give me any clues?"

*"I predict the word *ecstatic* means happy."*

- Which word(s) in paragraph 1 help(s) the reader know what *ecstatic* means? *"loved, thrilled, liked"*; the reader can tell from the word "thrilled" in the next sentence that the words have the same meaning; the reader also uses their own experience of how some kids feel about school.

2 His mom said he should be serious about school, but what fun was that? He liked to make the other kids laugh. Sometimes even the teacher had to laugh, even though he could tell she tried not to let him see. He guessed teachers were not supposed to laugh at the kids in their classes.

3 It was a beautiful spring day. The weather was *balmy*, not too hot and not too cool. The weather was perfect as Ben walked to school.

Opportunity #2

- Teacher reads the second and third paragraph, and uses the "Think Aloud" strategies below being sure to put her responses on the graphic organizer:

"I've come to a word, and I'm not sure I know what it means. I need to read around the word for clues to help me understand what it means. Are there words or information in the sentences before and after the word that can help me? What is the paragraph talking about? Does it give me any clues?"

*"I predict the word *balmy* means warm."*

In paragraph 3 which word(s) help the reader know what balmy means? "not too hot and not too cool"; in this sentence the definition is given for balmy

4 As he walked, Ben thought about what he could do in class today to make everyone laugh. He had considered bringing his pet lizard, Sam, and turning him loose during silent reading time. He knew the boys in his class would have loved it, but at the last minute he had decided it might not be safe for Sam. What if some girl, or his teacher, Mrs. Burson, went *berserk* and whacked the lizard with a dictionary or something?

Opportunity #3

"I've come to a word, and I'm not sure I know what it means. I need to read around the word for clues to help me understand what it means. Are there words or information in the sentences before and after the word that can help me? What is the paragraph talking about? Does it give me any clues?"

"I predict the word berserk means crazy."

In paragraph four which word(s) help the reader know what berserk means? "whacked the lizard with a dictionary"; the author provides an example of what "berserk" would look like.

Teacher Tips for Guided Practice

Model and practice the routines and procedures students will need to work cooperatively in pairs and in small group discussion.

These procedures should include suggestions on how to begin, share ideas, support thinking using text, and politely disagree. During discussion students take turns applying the strategy, supporting and assisting each other to become proficient in applying the strategy. Establish rules and procedures and a chart for students to refer to during discussion.

- Scaffold learning to gradually release increasing responsibility to students for using the remaining opportunities. It is suggested that collaborative small group or student partnership activities be used to begin the scaffolding process.
- Direct students to read the paragraphs (silently or aloud) for two or more strategy opportunities, and encourage students to use the key questions to guide their thinking and discussion.
- Ask students to use sticky notes, reading journals, or write in the margins of their paper to provide evidence of their thinking process.
- Two collaborative attempts are suggested. More if necessary. Monitor student talk and strategy application. Continue collaborative work as necessary.

Guided Practice

Students work in pairs or in small group with the teacher to practice and apply the strategy. Students should use sticky notes, reading response journals or write in the margins of their papers. The teacher should closely monitor the groups to ensure understanding. Students share responses with class to confirm understanding.

"Let's practice some strategies that can help you before you start practicing on your own."

Teacher writes the new word, *hilarious*, on the board.

"Go to paragraph #5 and read before and after the word *hilarious*. There are often words that can give you clues to define the word. These words are called context clues. Do you see some words that can help you? Look for these words." Elicit responses and write them on the board: funny, laugh

"Reread paragraph #5 and read before and after the word *hilarious*." Write four possible definitions on the board, with only one being correct: depressing, very sad, very amusing, scary. **"Look at the definitions on the board. Are any of these definitions correct?"** Elicit responses. **"Is there an incorrect definition?"** Elicit responses. Discuss why a response could be incorrect.

"How did your clue words or context clues help you understand the meaning of *hilarious* as it is used in the paragraph?"

Put the following list of words on the board: *disruptive*, *reputation*, *humorous*. Instruct students to use the Key Questions as well as their graphic organizer to determine the meaning of these unfamiliar words from paragraphs 5 and 6.

5 Ben reached school just as the bell was ringing. He still had no idea what funny thing he could do today but he was positive he would come up with something *hilarious*. When he reached his classroom, he saw that all the desks had been separated. Oh great, he thought. I forgot we have a big math test today. Even Ben knew better than to do something *disruptive* during a test. His teacher was pretty nice, but she would never put up with unruly behavior during a test.

6 By lunch time Ben was beginning to get worried. He had not had a single funny idea all day! He couldn't even remember any of the dumb jokes his sister was always telling him. Only three hours of school left, his *reputation* would be ruined if he let a day pass without doing something funny. The rest of the fourth grade might not think he was so great any more! What if he could never think of anything *humorous* again? Oh no, it couldn't be true! There on the other side of the cafeteria was that new kid Cameron. He was surrounded by laughing fourth graders!

Word	Paragraph	Clues
disruptive	#5	causing problems for others
reputation	#6	what others think about him
humorous	#6	funny

Opportunity #4

- Guide student discussion. Be sure to put your responses on the graphic organizer.

Monitor student work to confirm that students apply the strategy when reading independently. To monitor progress for student mastery of the strategy periodically ask student to provide evidence from the text documenting how, when, and why they applied the strategy.

- When students are ready, they should read the remaining paragraphs of the selection independently and apply the strategy.
- Students should continue to use the key questions to guide their thinking, and provide evidence of their thinking using sticky notes, reading journals, or some other written evidence.
- Use texts suggested in the titles for instruction for additional and continued use of the strategy. Periodically review the strategy with students and look for evidence that the students are using the strategy as part of a repertoire of strategies for comprehension.

- When students are ready, they should read individually to apply the strategy using the key phrases. Students should continue to use sticky notes or write in the margins of their paper to demonstrate the strategy. Teacher should monitor closely to determine if students truly understand the strategy.
- Put the following list of words on the board. Instruct students to use their Key Questions as well as their graphic organizer to determine the meaning of these unfamiliar words from paragraphs 6, 7, and 8.

1. dilemma
2. casually
3. massive

7 Ben had a real *dilemma* here. He had to come up with something really funny and it had to be fast! If he couldn't there might be a new class clown at Cooper Elementary! Ben grabbed his lunch tray and moved to the salad bar thinking furiously. Then something green caught his eye. That was it! He carefully scooped a large spoonful of the small green slices on top of his pizza. He then *casually* strolled over to where the group of laughing students was seated. He acted like he didn't even notice they were there. He sat down and began to arrange the jalapeno peppers evenly over the

Guidelines
for
Independent
Practice

Independent
Practice

slice of pizza. Soon several of the fourth graders noticed what he was doing. No way, they said. Nobody eats that many hot peppers! Ben continued to arrange the peppers. By now all of the kids at the table were watching, even Cameron. Ben opened his mouth as wide as he could and took a *massive* bite! He had so much in his mouth he could barely chew. At first it wasn't too bad. Then his eyes began to water, his face felt hot, and his tongue felt like it was on fire!

8 He swallowed. Now the fire went all the way down his throat into his stomach! Everyone at the table gasped, then they began to smile, then someone laughed out loud. When Ben heard that laugh he took another bite, then another and another. His friends all thought he looked hilarious with his face bright red and tears *streaming* down his cheeks! He had done it; no one was looking at Cameron now! Ben finished his pizza and two cartons of milk, and then it was out to the playground for recess. Unfortunately, playing a game of kickball after eating all those jalapenos was not such a good idea. Ben spent the rest of the afternoon in the nurse's office. In between trips to the commode to throw up, he lay on the cot and remembered the laughs of his friends. And once when she didn't know he was looking, he could have sworn the nurse was grinning, too!

Opportunity #5

Here is an example of a completed graphic organizer:

Word	Paragraph	Clues	Predictions
dilemma	#7	solve problem	problem
casually	#7	didn't notice others	calmly
massive	#7	opened mouth wide, could barely chew	huge
streaming	#8	face bright red and tears	running down

- When all students are finished, have students share answers and discuss the clue words. Have students reread the paragraphs and discuss together what kind of clue it was. Refer back to the Context Clues Definition.
- Remind students to use these strategies in all types of reading: during math, science, social studies, and reading for pleasure.

Context Clues I

Pretest

Choose the best meaning of the underlined word.

1. The first review on the Harry Potter movie was favorable. Many people attended and enjoyed the movie. Some people even saw the movie three times!
 a. negative
 b. uncertain
 c. positive
 d. clear
2. Her quiet, timid ways made us guess at her true feelings about the story because she kept her ideas to herself and never spoke in the class.
 a. shy
 b. boisterous
 c. kind
 d. seriously
3. He was found running down the street after curfew, and his parents were penalized. The ticket read: "Illegally in the streets at 1:00A.M." Now he would have to pay the ticket with his own money.
 a. crooked
 b. fined
 c. delicate
 d. informed

4. The woman crossed her fingers as her daughter did the cheer. She was hoping that everything would work out for her daughter as she vied for a position on the squad. Her daughter wanted to be a cheerleader.

- a. shouted
- b. enclosed
- c. expanded
- d. tried

5. The boy knew that the lake was teeming, and overflowing with bass, so he brought a big net to help get the fish in the boat.

- a. rare
- b. enclave
- c. full
- d. sparse

6. It was difficult to listen to Tommy speak because he droned on and on just like a buzzer that won't stop buzzing.

- a. ideal
- b. same tone
- c. lively
- d. scare

7. The lithe girl was perfect for the basketball team because she was all muscle and could play well.

- a. lean
- b. cubed
- c. thick
- d. eeriad

8. Thomas went to the apex of the mountain, and because it was so high, he had to take a tank of oxygen with him.

a. bottom

b. breathe

c. top

d. clear

9. The apparatus that Jill used to connect the fabric was similar to a sewing machine, but this one did all of the work while she just pushed a button.

a. idea

b. zipper

c. instrument

d. singular

10. The frigid air seemed to suck his breathe away as he attempted to finish his first snowman of the season

a. deficient

b. sappy

c. thick

d. cold

Title - Using Context Clues: an Introduction

By - Heather C.

Primary Subject - Language Arts

Grade Level - 3-5

Concept / Topic To Teach:

Context Clues

Standards Addressed:

South Carolina 4th Grade Standards: 4-3.1, 4-1.8

General Goal(s):

The teacher will introduce the concept of using context clues to the students.

Specific Objectives:

The student will identify missing words from sentences using "context clues." The student will define unknown words using context clues in a cold passage. The student will find and define unknown words in trade books using context clues.

Required Materials:

- **"Figure It Out" (see procedures)**
- **sentences on transparency**
- **Promethean board**
- **flipchart, or PowerPoint**
- ***Susie's Puppy* (see procedures) printed on paper (one for each student)**
- **pencils**
- **trade books**
- **paper**

Anticipatory Set (Lead-In):

Today we are going to play a game and try to figure out missing words in sentences. You will have to use your creative juices to figure out which words are covered.

Step-By-Step Procedures:

- 1. The teacher will tell the students that they are going to play a game called "Figure It Out"**
- 2. Using a transparency, PowerPoint, or flipchart (Promethean Board), the teacher will display the following sentences, one at a time, with the word in all caps covered up:**
 - A. The dog ran to fetch the STICK.**
 - B. I thought that the camp food would be gross, but actually I found it to be quite DELICIOUS.**
 - C. "Come to the kitchen at ONCE," his mother shouted.**
 - D. It was so cold outside that I put on my coat, HAT, and gloves.**
 - E. Look how TINY that cat is! I think that is the smallest cat I've ever seen!**
 - F. The crowd CHEERED as their favorite team entered the football field.**
- 3. The teacher will read the sentence aloud, saying "blank" when he/she comes to the covered word.**
- 4. The teacher will have the students think about the sentence they are reading and decide what word will go best in the blank.**

5. The teacher will call on students to share the word they came up with the class.
6. The teacher will reveal the covered word with the students.
7. The teacher will ask the students how they came up with the answers they came up with.
8. Once the class has completed all of the sentences, the teacher will reveal that they used context clues to find the answers to the blanks.
9. The teacher will define context clues as "words or sentences around unknown words that help us decide what the unknown word means."
10. The student will brainstorm times when they would need to use context clues.

Plan For Independent Practice:

11. The teacher will have the students read the following paragraph (printed on paper) and decide what the "unknown words" mean by using context clues from the story.
-

"Susie's Puppy"

Unknown words:

desired, determined, arrived, elated

Susie had always **desired** to have a puppy. She had wanted a puppy since she was two years old! One day, her father told her that he would buy her a new puppy if she completed all of her chores for the week. Susie was **determined** to get her new puppy. She was willing to do anything, even clean her brother's bedroom, so that she could get that puppy. Susie cleaned her bedroom and the bathroom. She dusted and vacuumed her entire house. She washed the dishes, swept the kitchen, and cleaned the table. When Susie was finished with her chores, she waited patiently for her father to come home. When he **arrived**, he saw how clean the house was, and told Susie how proud of her he was. Susie was **elated** when her father took her to buy a new puppy the next morning. She was so happy that she could not keep still the entire time she was in the car. She picked out the cutest puppy she had ever seen!

12. On the back of their papers, the students will define each of the unknown words using their context clues.
13. The students will then begin 30 minutes of independent reading. The teacher will provide a piece of paper for the students to record any unknown words they find in their trade books that they had to use context clues to figure out. They will also write down what they think the words means based on the context clues.
14. The teacher will compile all of the words the students write down onto a "Context Clue" poster to display in the room.

Closure:

The students will orally tell a partner the definitions of context clues. The students will orally tell a partner how they can use context clues.

Assessment Based On Objectives:


Student definitions of unknown words in "Susie's Puppy" (formal), words students find in trade books and student definitions of these words(informal)

Adaptations :


Students may be paired heterogeneously with a partner to complete the cold passage "Susie's Puppy." The teacher may read the passage "Susie's Puppy" aloud with the students.

Possible Connections To Other Subjects:

Students may use their context clues to define vocabulary words in science and social students textbooks.



WHAT DO I DO WHEN I'M STUCK ON A WORD?



Tap each word you read.



Check the picture.



"bl"

blanket

Get your mouth ready and sound out the word.

Does it make sense?



ASK:

"Does it make sense?"

or

"What would make sense?"



instead

Look for chunks in the word that you know.



Make connections between words you know and words that are similar.

The cat somersaulted onto the bed.

Reread the sentence.

The cat somersaulted onto the bed.

Read ahead and then reread the sentence.