

Vocabulary


When teaching vocabulary,

- Use the identified words as those you are teaching to the students (additional words may be selected by the teacher).
- Use the various learning modalities and sample menu in order to deliver instruction.
- Introduce the word in context first before explicit vocabulary instruction.
- Have students repeat the word to ensure proper pronunciation. They are much more likely to use the word if they are confident they are saying it correctly.
- Note: Not all sample activities/modalities need to be used for each word. Base your instruction on the needs of your student population and select modalities/activities that meet their needs.

Comprehension Club Unit: Stories with a Moral (Folklore & Literary Traditions) Read Alouds

Caps for Sale	The Little Boy Who Cried Wolf	The Rabbit and the Turtle	The Hatseller and the Monkeys	Stone Soup
<ul style="list-style-type: none"> ➤ peddler ➤ wares ➤ upset ➤ refreshed ➤ imitate ➤ examine 	<ul style="list-style-type: none"> ➤ lonely ➤ longing ➤ threatening ➤ blame ➤ trustworthy ➤ consequences ➤ responsibility 	<ul style="list-style-type: none"> ➤ outwit ➤ volunteer ➤ imitate ➤ steady ➤ moral ➤ self-centered 	<ul style="list-style-type: none"> ➤ curious ➤ goodwill ➤ satchel ➤ concentrate 	<ul style="list-style-type: none"> ➤ suspicious ➤ banquet ➤ generous ➤ donate ➤ community

Comprehension Club Unit: Stories with a Moral (Folklore & Literary Traditions) Book Club

Anansi and the Spider	City Mouse – Country Mouse	Bat’s Big Game	Red Riding Hood	
<ul style="list-style-type: none"> ➤ globe ➤ deserve ➤ argue ➤ cooperation ➤ fair 	<ul style="list-style-type: none"> ➤ grand ➤ fine ➤ plain ➤ gnawed ➤ discontented ➤ impractical ➤ underestimate 	<ul style="list-style-type: none"> ➤ snatched ➤ switch ➤ loyalty ➤ scrawny ➤ selfishness 	<ul style="list-style-type: none"> ➤ bouquet ➤ charming ➤ escort ➤ wicked ➤ horrid ➤ furious 	

Vocabulary Strategies: Utilizing Your Learning and Vocabulary Modalities


Introduction:

All information about the environment around us must enter through our senses (smell, taste, vision, hearing, and touch). Vision, hearing, and touch are the main senses we use in learning. These are the ***Learning Modalities***. Every individual uses each of these modalities to bring in information for processing. As time passes, we all develop a preference for the modality we use often. For each learner, their primary modality can identify them as being an *auditory learner* (hearing), *visual learner* (vision) or *tactile/kinesthetic learner* (touch). Once identified, strategies for study, note taking and exam performance may be created or enhanced. Though many of us are dominate in a particular modality, learning is most effective when two or more modalities are used together. It is important when studying to utilize strategies that combine the modalities.

Unit 4: Sample Lesson to Use as a Guide

Text: Little Red Riding Hood

Comprehension Club Unit: Stories with a Moral (Folklore & Literary Traditions) Book Club

Vocabulary Word	Context	Meaning from Context	Recall Method	Use and Application
<p>charming</p>	<p><i>But the wolf had such charming manners.</i></p> <p>(Prior to reading the book, put a sticky note to identify the vocabulary word in the context of the story.)</p>	<p>charming means nice and friendly</p>	<p>Similar words are <u>pleasant</u> and <u>kind</u>.</p> <p style="text-align: center;"><u>Visualization</u></p> <p>What are charming manners? Brainstorm a list of charming manners.</p> <p style="text-align: center;"><u>Association with Self</u></p> <p>After discussing what are</p>	<p><i>The author used a charming voice as he read the story to the children.</i></p> <p style="text-align: center;"><u>Visualization</u></p> <div style="text-align: center;">  <p style="text-align: center;">charming</p> </div> <p style="text-align: center;"><u>Association with Self</u></p> <p>Draw and write about a time you used</p>

charming manners (being polite, using nice words, sharing, taking turns, helping others, etc.), ask the students to draw and write about a time they used **charming** manners.

Dialogue about Text

After reading/discussing the conversation between Red Riding Hood and the wolf and looking at the illustration for clues, *do you agree with Red Riding Hood that the wolf has **charming** manners?*

People Association

Prince **Charming**.
Now that we know what the word **charming** means, why do you think the Prince was named Prince **Charming**?

charming manners.

Dialogue about Text

Generate an opinion sentence that answers the question and explains why. *Do you agree with Red Riding Hood that the wolf has **charming** manners? e.g., I think the wolf was **charming** because he held Red Riding Hood's hand as they walked in the woods.*

People Association



Vocabulary Word	Context	Meaning from Context	Recall Method	Use and Application
<p>escort</p>	<p><i>“Allow me to escort you,” he said. “You never know what might be lurking about.”</i></p> <p>(Prior to reading the book, put a sticky note to identify the vocabulary word in the context of the story.)</p>	<p>escort means to walk with someone to show the way.</p>	<p>Similar words are <u>walk with</u> and <u>guide</u>.</p> <p><u>Association with Self</u></p> <p>Think of a time when a member of your family or a friend escorted you somewhere.</p> <p><u>Think Association</u></p> <p>After reading Red Riding Hood’s response to the wolf’s offer to escort her and looking carefully at the illustration, how do you think Red Riding Hood was feeling as the wolf escorted her through the woods?</p>	<p><i>The teacher asked me to escort the new student to his desk.</i></p> <p><u>Association with Self</u></p> <p>Generate a sentence about a time when you were escorted somewhere. <i>My Mom and Dad escorted me to my kindergarten classroom on the first day of school.</i></p> <p><u>Think Association</u></p> <p>Generate a sentence that tells how Red Riding Hood felt as the wolf escorted her through the woods. <i>Red Riding Hood was happy the wolf escorted her. She was smiling.</i></p> <p><u>Dialogue in Classroom Use and Kinesthetic</u></p> <p>Act it out: Have students pretend to escort another student somewhere (e.g.,</p>

to the principal, nurse or doctor, office, etc. to model being an escort.
Depending on where the student is being escorted, ask the class to decide how the student might be feeling (e.g., going to the doctor, the student might be scared).

Visualization

Look carefully at the picture. Who is the lady? Where might she be **escorting** the children?

Visualization



Vocabulary Word

Context

Meaning from Context

Recall Method

Use and Application

bouquet

But while Red Riding Hood was picking a pretty bouquet, the clever wolf hurried on ahead to Granny's

bouquet means a bunch of flowers

Think Association

Think about why you might give someone a

My Mother bought a bouquet of yellow and orange flowers for my Grandma.

Think Association

Generate a list of reasons to give someone a **bouquet** of flowers.

house.

(Prior to reading the book, put a sticky note to identify the vocabulary word in the context of the story.)

bouquet of flowers.

Person Association

Florist

Visualization/Picture

Draw and color a **bouquet** of flowers for someone you know.

Person Association

Generate a sentence that shows how a florist is associated with a **bouquet** of flowers.

A florist is a person who cuts and sells bouquets of flowers in a flower shop.

Visualization/Picture



Draw and color a **bouquet** of flowers for someone you know. Write a sentence telling who the flowers are for and why.
This bouquet of flowers is for my Mom's birthday.

				<p align="center"><u>Extended Dialogue- Use and Application</u></p> <p>I'm going to name some items. If you think you'd find the item in a bouquet of flowers say, "bouquet". Otherwise stay quiet.</p> <ul style="list-style-type: none"> • a leaf • a bird • a tulip • \$100 bill • a ladybug • a rose • m&m candy • daisy • ribbon
Vocabulary Word	Context	Meaning from Context	Recall Method	Use and Application
wicked	<p><i>"I'm so wicked," he said. "So wicked."</i></p> <p>(Prior to reading the book, put a sticky note to identify the vocabulary word</p>	wicked means to do something that is very bad	<p>Words that mean the opposite (antonym) of wicked are <u>kind</u>, <u>good</u>, and <u>nice</u>.</p> <p align="center"><u>Think Association</u></p> <p>Many folktales and fairytales have characters</p>	<p><i>The wicked wolf wanted to eat the little pigs so he blew down their houses of straw and sticks.</i></p> <p align="center"><u>Think Association</u></p> <p>Generate a list of characters from the folktales we've read who were wicked.</p>

in the context of the story.)

that are **wicked**. Think about the stories we've read and select a character that you think is **wicked** and why.

Write sentences explaining who you think was the most **wicked** character and why.

*I think the wolf in Red Riding Hood was the most **wicked** because he was happy after he ate Granny and Red Riding Hood.*

Visualization



Extended Dialogue- Use and Application

I'm going to name some story characters. If you think the character is very bad or **wicked** say, "**wicked**". Otherwise stay quiet.

			<p style="text-align: center;"><u>Visualization Using a Video</u></p> <p>For another perspective on whether the wolf in Red Riding Hood was wicked, watch the wolf's story on YouTube.</p>	<ul style="list-style-type: none">● Wolf in Red Riding Hood● Fairy Godmother● The Gingerbread Man● Cinderella● The Witch in Sleeping Beauty● Wolf in The Three Little Pigs● Caps for sale Monkeys● Anansi the Spider <p style="text-align: center;"><u>Visualization Using a Video</u></p> <p>Little Red Riding Hood by Nosy Crow – The Big Bad Wolf's Story at https://www.youtube.com/watch?v=D9C56m</p>
--	--	--	--	---

TEACHING MODALITIES AND LEARNING MODALITIES FOR VOCABULARY

A. ASSOCIATION

1. **People Association-Recall: Generating Sentences- Use and Application**

A goal of vocabulary instruction is to get students to use the words they are learning verbally, as well as in writing. Students could work individually, in pairs, or in small groups to answer questions in writing. Students could also work together to create stems for others to answer.

- Provide students with sentence stems and have them complete the thought. Target words:
advocate, versatile
 - The lawyer was an *advocate* because...?
 - The player was *versatile* because...?

or

- Ask students to identify specific people, people in specific situations, or fictional characters who illustrate the targeted word. Then ask students to write a sentence about the person they chose using the context clue and the vocabulary word.

2. **Place or Thing Association - Recall: Generating Sentences -Use and Application**

- Ask a student to identify a place or thing that they can associate with the targeted word and write a sentence explaining the association using the targeted word and a context clue.

Targeted word: peculiar

- My aunt's retirement home is very peculiar because everybody lives so close to each other, so many people are jammed into small spaces, and, yet, there is no noise; it's so quiet all the time.

3. **Association with Self - Recall: Generating Sentences - Use and Application**

- Think of a time when you were feeling *melancholy*. Write about what made you feel that way.
- Think of a current event that you could describe as *catastrophic*. Write a paragraph to tell about it.
- Choose one of our words (*malicious, distinguished, or empathetic*) and describe how a character from a book you've read reflects that word. What about that word made you think of that character

B. DIALOGUE

1. **Dialogue about Text - Use and Application**

- Begin with the context of the story as a basis for discussing the words. Provide students with discussion starters:
 - Many students believe it is *inevitable* that cliques eventually will form in every school. How do you think the characters in “Freak the Geek” would respond to that statement?
 - How are the events in “Freak the Geek” a reflection of the *humiliation* suffered by many middle and high school students?

2. **Dialogue about Everyday Life- Use and Application**

- Develop comments that people might make that are associated with target words
 - What might a person say about a *distinguished* person?
 - What might a person say to another to show *empathy*?

3. **Dialogue from Classroom - Recall: When students respond -Application**

- Use the words when giving the class directions or compliments

- Have students use the words when asking for something or when complimenting one another's work

4. **Extended Dialogue – Use and Application**

- Students are asked to generate situations **or scenarios** for statements or questions about their words.
- Develop a situation for a specific context
- What would make a coach say the following to his team?
 - What an *exuberant* team you are today!
 - What a *lethargic* team you are today!
- Small group Activity: Different groups develop examples of:
 - Three things that a *malicious* person might say
 - Three things that your parent could say that would cause you to be *astonished*
 - Three things in your home you always need to *replenish*

C. KINESTHETIC/ACTION

- Develop situations across contexts (**Action – recall: Performance – Use and Application**)
 - What might a *timid* cat do when a stranger enters the house? (**can be demonstrated as an action**)
 - What might a person do before entering a *dilapidated* home? (**can be demonstrated as an action**)

D. AUDITORY

Listening Learner

- Record yourself (GarageBand) (recall)
- Make audio quiz (recall)
- Read sentences or definitions (recall)
- Listen to the recording (recall)
- Study by having the words said out loud (recall)
- Recite everything out loud in order to “hear” it (recall)
- Create word associations and talk through them (recall)
- Read note cards aloud, recite over and over (recall)
- Have students recite a poem or speech highlighting what the word means (recall)

E. MNEMONICS

*Sullen = upset
*Sullen sounds like stolen
*I would be upset if I had something stolen. (recall)


F. VISUALIZATION/PICTURE (non-verbal)

****As much as possible, translate words and ideas into symbols, pictures, and diagrams.*

- Make flashcards of key information. (recall)
- Draw symbols and pictures on the cards (recall) →
- Use highlighter pens to highlight key words and pictures on the flashcards (recall) Limit the amount of information per card, so your mind can take a mental "picture" of the information

recompense

- Use graphic organizers and charts (recall)
- Group similar words together and color code (recall)
- Color code your words and definitions (recall)
- Organize the terms into groups and study them in chunks (color code) (recall)
- Quiz by writing out key words on white board (recall) limit the amount of information in order to “take” a mental picture
- Use charts or other graphic organizers to frame key ideas (use color to highlight relationships) (recall)
- Watch a video clip illustrating the meaning of the word (recall) then write a sentence about what you saw
- Add picture/emoji to the words on your word wall to trigger what the meaning is
- Color code words/definitions



G. TACTILE-KINESTHETIC /Hands on Learner

- Create a game (recall) that requires walking around the room to match (use and application) definitions (quiz time: mentally picture yourself walking to the word/definition)
- Create a game (recall) that requires retrieving the definition/word (use and application) from across the room
- Utilize a stress ball or other physical stimulus when reviewing words (recall)
- Create mini-motion, gestures, expressions (recall) for the words. Do the motions while reviewing (use and application) and while taking the test
- Play Simon Says (recall) having students act out the motions (use and application) for the word
- Create Statues (recall) that illustrate each word then play statues (use and application)
- Create an activity using manipulatives
- Sketching Learner -draw pictures/scenes that represent the word or definition (quiz time: quickly sketch your pictures on the page, visualize yourself drawing the pictures next to the word) (recall)
- Writing learner -utilize whiteboards to write out when quizzing (recall)

H. MORPHEMIC ANALYSIS/ Using prefixes, roots, and word families

- Break the word list into chunks, memorizing small groups of words at one time (recall)
- Break the word into its prefix and root and put it into a similar word family

I. PEG WORD – RHYME

- Create songs or rhymes for words (ex: I winced, (recall) I flinched, my whole face clenched) then sing the song (use and application)
- Create a rhythm for the words (recall) and recite (use and application) to that rhythm

J. COMBINED MODALITIES

Auditory/Kinesthetic

- Say the word aloud while writing it on a whiteboard - recall
- Create a game in which you must say a definition (recall) and then race across the room to find the matching term (use and application)
- Listen to a recording of the terms while moving around (jumping, walking, throwing a ball against wall) (recall)
- Recite definitions while moving around (recall)
- Have students act out a skit reciting what the word means
- Create skits (recall) that act out (use and explanation) definitions
- Group (recall) similar words & rehearse (use and application) together

<u>Emotions</u>	<u>Time</u>
sullen	intermittent
jovial	fleeting
ecstatic	abrupt

Visual/Kinesthetic

- Create a matching game using the terms and a picture (**recall**) and have students turn over the pictures and words in pairs. (**use and application**)
- Use the notecards to create dice, (**recall**) roll the dice and match the word to its definition (**use and application**)
- Create a “pictionary” style game in which you draw a picture (**recall**) and partner must guess the term (**use and application**)
- Play Pictionary with the words
- Create a game using flash cards that requires moving them around
- Matching/memory game
- Construct dice out of definition flash cards
- Utilize study games on Moodle and vocab workshop that require moving the words around the screen
- When creating flash cards put word and definition on separate cards (not front/back)
- Walk around the room while reading through flash cards



Visual/Auditory

- Recite a definition aloud (**recall**) and then write the definition on a whiteboard (**use and application**)
- Write a mini skit (**recall**) act out the mini skits in which the word can be “seen” in action (**use and application**)

- Draw a picture of the term (**recall**) and then explain how it shows the meaning (**recall**)

Advanced – Relationships Among Words (using multiple targeted words)

Relationships Among Words

- Encourage students to consider how meanings interact.
 - How can you be *livid* without being *agitated*?
 - Would a *frugal* person ever host a *lavish* banquet?
 - How might someone who was *humiliated* still maintain *integrity*?
- Divide students into groups and have them create sentences using the vocabulary words. Have them share their sentences and have other students explain how the sentence demonstrated the word's meaning.
 - *Inevitable/diligent* – It might be *inevitable* that a *diligent* person will succeed in life.
 - *Skeptic/inclination* – A *skeptic* might have an *inclination* that the party would not go well.
- Provide more structure by phrasing a question around two words
 - How might someone who was *humiliated* still maintain *integrity*?
 - How might something that is *repulsive* be *gruesome*?

ASSESSMENT

Assessing Students' Application

- Provide assessments that demonstrate that students know the word not just know the meaning of the word. Create assessments that move beyond typical matching, fill-in-the-blank, and

multiple-choice items. Many of the formats described above can be used to formally assess students' application of the words.

Respond to each question below:

- Why might a *versatile* thinker be helpful to someone in a *melancholy* mood?
 - When might you display an *exuberant* aggressiveness?
 - Explain a situation that could have *catastrophic* results.
-
- **Present items that ask students to distinguish between an example and a non-example of a word:**
 - *Proclaim*
 - A woman refuses to talk to reporters about the election.
 - A woman tells reporters which candidate won the election.
-
- **Present items that require students to apply the word's meaning to understand the context of its use:**
 - Rhonda sent out invitations to all the family, including Uncle Charles, who was a *hermit*. What do you think Uncle Charles's answer was to the invitation? Why?
-
- **Read the following paragraph, and choose two vocabulary words that could represent the context. Explain how they reflect what's happening in the paragraph.**
 - I can't believe we just won the lottery, the big lottery, the biggest jackpot ever! I have been jumping around the house for days. Then, along comes my wife, "Debbie Downer," to put her spin on things. She keeps telling me to keep things in perspective and not spend money, but I can't help myself. For the first time in my life, I can buy

whatever I want, and I plan to take advantage of the situation. Again, the negative one keeps saying, “Go ahead. Spend all your money, and then you’ll see how bad things can really be. We’ll be worse off than we are now. Winning the lottery never works out for anyone.” (*exuberant, pessimist*)

- **Have students write original paragraphs that demonstrate their application of the words and provide an explanation for how that paragraph reflects those words.**
- **Have students write a paragraph including the targeted vocabulary words and provide an explanation for the role those words play in that particular context.**