




Vocabulary

When teaching vocabulary,

- Use the identified words as those you are teaching to the students (additional words may be selected by the teacher).
- Use the various learning modalities and sample menu in order to deliver instruction.
- Introduce the word in context first before explicit vocabulary instruction.
- Have students repeat the word to ensure proper pronunciation. They are much more likely to use the word if they are confident they are saying it correctly.
- Note: Not all sample activities/modalities need to be used for each word. Base your instruction on the needs of your student population and select modalities/activities that meet their needs.


IFL Unit: The Power of Persuasion

	The Day the Crayons Quit		Dear Mrs. LaRue	
	<p>The Day the Crayons Quit</p> <ul style="list-style-type: none"> ➤ career ➤ whiner ➤ gorgeous ➤ brilliantly ➤ fabulous ➤ beige ➤ wheat 		<p>Dear Mrs. LaRue</p> <ul style="list-style-type: none"> ➤ neglected ➤ desperate ➤ obedience ➤ impressive ➤ appreciated 	

Comprehension Club Unit: It Happened to Me (Inspired by True Stories) Read Alouds

The Art Lesson	David Gets in Trouble	Freckleface Strawberry	The Ugly Vegetables	Bigmama's
<ul style="list-style-type: none"> ➤ collected ➤ unfinished ➤ smock ➤ turquoise ➤ dedication ➤ overcome 	<ul style="list-style-type: none"> ➤ fault ➤ accident ➤ consequence ➤ excuse ➤ mischief 	<ul style="list-style-type: none"> ➤ lonely ➤ accept ➤ alike ➤ difference ➤ unique 	<ul style="list-style-type: none"> ➤ blooming ➤ aroma ➤ recipe ➤ culture ➤ tradition ➤ unusual 	<ul style="list-style-type: none"> ➤ plenty ➤ carefree ➤ memories


Comprehension Club Unit: It Happened to Me (Inspired by True Stories) Book Club

Freckleface Strawberry and the Dodgeball Bully	David Goes to School	Knuffle Bunny: A Cautionary Tale	I Lost My Tooth in Africa	
<ul style="list-style-type: none"> ➤ imaginary ➤ notice ➤ suspense 	<ul style="list-style-type: none"> ➤ tardy ➤ misbehave ➤ punish 	<ul style="list-style-type: none"> ➤ machine ➤ bawled ➤ communicate ➤ frustration ➤ tantrum 	<ul style="list-style-type: none"> ➤ compound ➤ golden ➤ gap ➤ cluster 	

Vocabulary Strategies: Utilizing Your Learning and Vocabulary Modalities

Introduction:

All information about the environment around us must enter through our senses (smell, taste, vision, hearing, and touch). Vision, hearing, and touch are the main senses we use in learning. These are the ***Learning Modalities***. Every individual uses each of these modalities to bring in information for processing. As time passes, we all develop a preference for the modality we use often. For each learner, their primary modality can identify them as being an *auditory learner* (hearing), *visual learner* (vision) or *tactile/kinesthetic learner* (touch). Once identified, strategies for study, note taking and exam performance may be created or enhanced. Though many of us are dominate in a particular modality, learning is most effective when two or more modalities are used together. It is important when studying to utilize strategies that combine the modalities.

			<p><u>Association with Self</u></p> <p>What would you and your family need to live in a compound?</p> <p><u>Visualization</u></p> <p>Would you like to live in a compound with all your family? Why or why not?</p>	<p><u>Association with Self</u></p> <p>Generate a sentence and a drawing that shows what your family needs to live in a compound.</p> <p><i>If my family lived in a compound, we</i> _____.</p> <p><u>Visualization</u></p>  <p style="text-align: center;">compound</p>
Vocabulary Word	Context	Meaning from Context	Recall Method	Use and Application
golden	<i>With the first golden rays of the sun, the noisy rooster</i>	golden means a deep yellow color		<i>The sunflowers growing in the garden had golden petals.</i>

begins to crow.

(Prior to reading the book, put a sticky note to identify the vocabulary word in the context of the story.)

Association with a Color

bright yellow

Object Association

Think of familiar objects or things that are **golden** (e.g., sun, ring, crown, crayons, colored pencils, egg yolk, jewelry, baby duck, paint, butter, birds, flowers, lemons, corn-on-the-cob, etc.)

Visualization

How does the color **golden** make you feel?

Association with a Color

Generate a drawing and a sentence about showing an object that is **golden**
*The sun looked **golden** as it shined down on the house.*



The sun looked golden as it shined down on the house.

Object Association

Generate a class list of things that are **golden**.

A _____ is **golden**.

Visualization



golden

			<p style="text-align: center;"><u>Auditory/Visual/Kinesthetic</u></p> <p>There are many versions of the song, <i>Mr.(Golden) Sun</i> . A favorite is the YouTube version by Raffi.</p>	<p style="text-align: center;"><u>Auditory/Visual/Kinesthetic</u></p> <p>Listen, sing and act out <i>Mr. (Golden)Sun</i> at https://www.youtube.com/watch?v=2NdhcYnC-V8</p>
<p style="text-align: center;">Vocabulary Word</p>	<p style="text-align: center;">Context</p>	<p style="text-align: center;">Meaning from Context</p>	<p style="text-align: center;">Recall Method</p>	<p style="text-align: center;">Use and Application</p>
<p>gap</p>	<p><i>My tongue instantly finds a gap where a tooth had been.</i></p> <p>(Prior to reading the book, put a sticky note to identify the vocabulary word in the context of the story.)</p>	<p>gap means a space between two things</p>	<p>Similar words are <u>space</u> and <u>opening</u>.</p> <p style="text-align: center;"><u>Thing Association</u></p> <p>Think of three items that have a gap. (Here are some examples: teeth, row of chairs, desks, buildings, houses, parked cars, number on a watch, rows of vegetables, flowers,</p>	<p><i>I have a gap between my two front teeth.</i></p> <p style="text-align: center;"><u>Kinesthetic with Manipulatives</u></p> <p>To demonstrate understanding, give the students’ manipulatives such as Legos, blocks, or cubes to build a wall with a gap.</p> <p style="text-align: center;"><u>Thing Association</u></p> <p>Generate some sentences that demonstrate items that have a gap. A _____ can have a gap. (e.g., A fence can have a gap.)</p>

alphabet, aisles in a store,
bookshelves in the library,
bridges, between fingers and
toes, and people sitting in a
row)


Visual

Display images of objects that
have a **gap**.

Visual

Draw and write a sentence describing
an object that has a **gap**.

Visualization



Vocabulary Word	Context	Meaning from Context	Recall Method	Use and Application
<p>cluster</p>	<p><i>When I help Aunt Sali with the meals, the chickens always cluster around my feet.</i></p> <p>(Prior to reading the book, put a sticky note to identify the vocabulary word in the context of the story.)</p>	<p>cluster means to be close together</p>	<p>Similar words are a <u>bunch</u>, <u>group</u>, and <u>crowd</u>. When a group of things are close together they are in a cluster.</p> <p style="text-align: center;"><u>Association with Self</u></p> <p>What are some people, animals or things that might form a cluster?</p> <p style="text-align: center;"><u>Auditory</u></p> <p>Fun with words: recite the chant to practice correct pronunciation</p> <p style="text-align: center;"><u>Visual</u></p> <p>Brainstorm a list of objects that cluster for the students to</p>	<p><i>The berries grew in a cluster on the bush.</i></p> <p style="text-align: center;"><u>Association with Self</u></p> <p>Generate a sentence naming something that might form a cluster.</p> <p><i>My Mom put a cluster of green grapes in my lunchbox.</i></p> <p style="text-align: center;"><u>Auditory</u></p> <p style="text-align: center;"><u>Hickety Pickety Bumblebee</u></p> <p>Can you say the word with me? Now spell it! Now shout it! Now whisper it! Now clap it! Now stomp it!</p> <p style="text-align: center;"><u>Visual</u></p> <p>Ask the students to draw and write an illustration showing them with a</p>

reference as they write and draw.

Visualization

Why are the kittens sitting in a **cluster**?

cluster of animals, objects or things of their choice.

Visualization



cluster

TEACHING MODALITIES AND LEARNING MODALITIES FOR VOCABULARY

A. ASSOCIATION

1. **People Association-Recall: Generating Sentences- Use and Application**

A goal of vocabulary instruction is to get students to use the words they are learning verbally, as well as in writing. Students could work individually, in pairs, or in small groups to answer questions in writing. Students could also work together to create stems for others to answer.

- Provide students with sentence stems and have them complete the thought. Target words:
advocate, versatile
 - The lawyer was an *advocate* because...?
 - The player was *versatile* because...?

or

- Ask students to identify specific people, people in specific situations, or fictional characters who illustrate the targeted word. Then ask students to write a sentence about the person they chose using the context clue and the vocabulary word.

2. **Place or Thing Association - Recall: Generating Sentences -Use and Application**

- Ask a student to identify a place or thing that they can associate with the targeted word and write a sentence explaining the association using the targeted word and a context clue.

Targeted word: peculiar

- My aunt's retirement home is very peculiar because everybody lives so close to each other, so many people are jammed into small spaces, and, yet, there is no noise; it's so quiet all the time.

3. **Association with Self - Recall: Generating Sentences - Use and Application**

- Think of a time when you were feeling *melancholy*. Write about what made you feel that way.
- Think of a current event that you could describe as *catastrophic*. Write a paragraph to tell about it.
- Choose one of our words (*malicious, distinguished, or empathetic*) and describe how a character from a book you've read reflects that word. What about that word made you think of that character

B. DIALOGUE

1. **Dialogue about Text - Use and Application**

- Begin with the context of the story as a basis for discussing the words. Provide students with discussion starters:
 - Many students believe it is *inevitable* that cliques eventually will form in every school. How do you think the characters in “Freak the Geek” would respond to that statement?
 - How are the events in “Freak the Geek” a reflection of the *humiliation* suffered by many middle and high school students?

2. **Dialogue about Everyday Life- Use and Application**

- Develop comments that people might make that are associated with target words
 - What might a person say about a *distinguished* person?
 - What might a person say to another to show *empathy*?

3. **Dialogue from Classroom - Recall: When students respond -Application**

- Use the words when giving the class directions or compliments

- Have students use the words when asking for something or when complimenting one another's work

4. **Extended Dialogue – Use and Application**

- Students are asked to generate situations **or scenarios** for statements or questions about their words.
- Develop a situation for a specific context
- What would make a coach say the following to his team?
 - What an *exuberant* team you are today!
 - What a *lethargic* team you are today!
- Small group Activity: Different groups develop examples of:
 - Three things that a *malicious* person might say
 - Three things that your parent could say that would cause you to be *astonished*
 - Three things in your home you always need to *replenish*

C. KINESTHETIC/ACTION

- Develop situations across contexts (**Action – recall: Performance – Use and Application**)
 - What might a *timid* cat do when a stranger enters the house? (**can be demonstrated as an action**)
 - What might a person do before entering a *dilapidated* home? (**can be demonstrated as an action**)

D. AUDITORY

Listening Learner

- Record yourself (GarageBand) (recall)
- Make audio quiz (recall)
- Read sentences or definitions (recall)
- Listen to the recording (recall)
- Study by having the words said out loud (recall)
- Recite everything out loud in order to “hear” it (recall)
- Create word associations and talk through them (recall)
- Read note cards aloud, recite over and over (recall)
- Have students recite a poem or speech highlighting what the word means (recall)

E. MNEMONICS

*Sullen = upset
*Sullen sounds like stolen
*I would be upset if I had something stolen. (recall)


F. VISUALIZATION/PICTURE (non-verbal)

****As much as possible, translate words and ideas into symbols, pictures, and diagrams.*

- Make flashcards of key information. (recall)
- Draw symbols and pictures on the cards (recall) →
- Use highlighter pens to highlight key words and pictures on the flashcards (recall) Limit the amount of information per card, so your mind can take a mental "picture" of the information

recompense

- Use graphic organizers and charts (recall)
- Group similar words together and color code (recall)
- Color code your words and definitions (recall)
- Organize the terms into groups and study them in chunks (color code) (recall)
- Quiz by writing out key words on white board (recall) limit the amount of information in order to “take” a mental picture
- Use charts or other graphic organizers to frame key ideas (use color to highlight relationships) (recall)
- Watch a video clip illustrating the meaning of the word (recall) then write a sentence about what you saw
- Add picture/emoji to the words on your word wall to trigger what the meaning is
- Color code words/definitions



G. TACTILE-KINESTHETIC /Hands on Learner

- Create a game (recall) that requires walking around the room to match (use and application) definitions (quiz time: mentally picture yourself walking to the word/definition)
- Create a game (recall) that requires retrieving the definition/word (use and application) from across the room
- Utilize a stress ball or other physical stimulus when reviewing words (recall)
- Create mini-motion, gestures, expressions (recall) for the words. Do the motions while reviewing (use and application) and while taking the test
- Play Simon Says (recall) having students act out the motions (use and application) for the word
- Create Statues (recall) that illustrate each word then play statues (use and application)
- Create an activity using manipulatives
- Sketching Learner -draw pictures/scenes that represent the word or definition (quiz time: quickly sketch your pictures on the page, visualize yourself drawing the pictures next to the word) (recall)
- Writing learner -utilize whiteboards to write out when quizzing (recall)

H. MORPHEMIC ANALYSIS/ Using prefixes, roots, and word families

- Break the word list into chunks, memorizing small groups of words at one time (recall)
- Break the word into its prefix and root and put it into a similar word family

I. PEG WORD – RHYME

- Create songs or rhymes for words (ex: I winced, (recall) I flinched, my whole face clenched) then sing the song (use and application)
- Create a rhythm for the words (recall) and recite (use and application) to that rhythm

J. COMBINED MODALITIES

Auditory/Kinesthetic

- Say the word aloud while writing it on a whiteboard - recall
- Create a game in which you must say a definition (recall) and then race across the room to find the matching term (use and application)
- Listen to a recording of the terms while moving around (jumping, walking, throwing a ball against wall) (recall)
- Recite definitions while moving around (recall)
- Have students act out a skit reciting what the word means
- Create skits (recall) that act out (use and explanation) definitions
- Group (recall) similar words & rehearse (use and application) together

<u>Emotions</u>	<u>Time</u>
sullen	intermittent
jovial	fleeting
ecstatic	abrupt

Visual/Kinesthetic

- Create a matching game using the terms and a picture (**recall**) and have students turn over the pictures and words in pairs. (**use and application**)
- Use the notecards to create dice, (**recall**) roll the dice and match the word to its definition (**use and application**)
- Create a “pictionary” style game in which you draw a picture (**recall**) and partner must guess the term (**use and application**)
- Play Pictionary with the words
- Create a game using flash cards that requires moving them around
- Matching/memory game
- Construct dice out of definition flash cards
- Utilize study games on Moodle and vocab workshop that require moving the words around the screen
- When creating flash cards put word and definition on separate cards (not front/back)
- Walk around the room while reading through flash cards



Visual/Auditory

- Recite a definition aloud (**recall**) and then write the definition on a whiteboard (**use and application**)
- Write a mini skit (**recall**) act out the mini skits in which the word can be “seen” in action (**use and application**)

- Draw a picture of the term (**recall**) and then explain how it shows the meaning (**recall**)

Advanced – Relationships Among Words (using multiple targeted words)

Relationships Among Words

- Encourage students to consider how meanings interact.
 - How can you be *livid* without being *agitated*?
 - Would a *frugal* person ever host a *lavish* banquet?
 - How might someone who was *humiliated* still maintain *integrity*?
- Divide students into groups and have them create sentences using the vocabulary words. Have them share their sentences and have other students explain how the sentence demonstrated the word's meaning.
 - *Inevitable/diligent* – It might be *inevitable* that a *diligent* person will succeed in life.
 - *Skeptic/inclination* – A *skeptic* might have an *inclination* that the party would not go well.
- Provide more structure by phrasing a question around two words
 - How might someone who was *humiliated* still maintain *integrity*?
 - How might something that is *repulsive* be *gruesome*?

ASSESSMENT

Assessing Students' Application

- Provide assessments that demonstrate that students know the word not just know the meaning of the word. Create assessments that move beyond typical matching, fill-in-the-blank, and

multiple-choice items. Many of the formats described above can be used to formally assess students' application of the words.

Respond to each question below:

- Why might a *versatile* thinker be helpful to someone in a *melancholy* mood?
 - When might you display an *exuberant* aggressiveness?
 - Explain a situation that could have *catastrophic* results.
-
- **Present items that ask students to distinguish between an example and a non-example of a word:**
 - *Proclaim*
 - A woman refuses to talk to reporters about the election.
 - A woman tells reporters which candidate won the election.
-
- **Present items that require students to apply the word's meaning to understand the context of its use:**
 - Rhonda sent out invitations to all the family, including Uncle Charles, who was a *hermit*. What do you think Uncle Charles's answer was to the invitation? Why?
-
- **Read the following paragraph, and choose two vocabulary words that could represent the context. Explain how they reflect what's happening in the paragraph.**
 - I can't believe we just won the lottery, the big lottery, the biggest jackpot ever! I have been jumping around the house for days. Then, along comes my wife, "Debbie Downer," to put her spin on things. She keeps telling me to keep things in perspective and not spend money, but I can't help myself. For the first time in my life, I can buy

whatever I want, and I plan to take advantage of the situation. Again, the negative one keeps saying, “Go ahead. Spend all your money, and then you’ll see how bad things can really be. We’ll be worse off than we are now. Winning the lottery never works out for anyone.” (*exuberant, pessimist*)

- **Have students write original paragraphs that demonstrate their application of the words and provide an explanation for how that paragraph reflects those words.**
- **Have students write a paragraph including the targeted vocabulary words and provide an explanation for the role those words play in that particular context.**